



US00D488810S

(12) **United States Design Patent**
Lin et al.

(10) **Patent No.:** **US D488,810 S**

(45) **Date of Patent:** **** Apr. 20, 2004**

(54) **SURFACE PATTERN APPLIED TO A
HANDHELD DEVICE**

(75) **Inventors:** **Wen-Pin Lin**, Shindian (TW); **San-Chi Ho**, Yunghe (TW)

(73) **Assignee:** **High Tech Computer, Corporation**, Taoyuan (TW)

(**) **Term:** **14 Years**

(21) **Appl. No.:** **29/162,640**

(22) **Filed:** **Jun. 20, 2002**

(30) **Foreign Application Priority Data**

Jan. 22, 2002 (TW) 91300249

(51) **LOC (7) Cl.** **14-02**

(52) **U.S. Cl.** **D14/341; D14/345**

(58) **Field of Search** **D14/341-346, D14/432, 439; D18/1, 2, 7; D5/1-4, 7, 47, 50, 55, 56, 58, 60-62, 99; 264/119; 379/433.01-433.13, 419, 420, 428, 440; 455/551, 575.1, 575.3**

(56) **References Cited**

U.S. PATENT DOCUMENTS

D51,320 S * 10/1917 Nathan D5/56

D116,385 S * 8/1939 Sigoda D5/47
D176,223 S * 11/1955 McCord D5/47
D360,531 S * 7/1995 Griffith D5/1
D411,537 S * 6/1999 Lee D14/138
6,141,540 A * 10/2000 Richards et al. 455/575.3
D445,101 S * 7/2001 Lee et al. D14/138

* cited by examiner

Primary Examiner—Freda Nunn

(74) *Attorney, Agent, or Firm*—Rabin & Berdo, P.C.

(57) **CLAIM**


The ornamental design for a surface pattern applied to a handheld device, as shown and described.

DESCRIPTION

FIG. 1 is a plan view of a surface pattern applied to a handheld device showing my new design, wherein the broken lines showing of the boundary is for illustrative purposes only and forms no part of the claimed design, it being understood that the surface pattern repeats uniformly throughout the length and width thereof, and,

FIG. 2 is an elevational view thereof, wherein the handheld device is shown in broken lines for illustrative purposes only and forms no part of the claimed design.

1 Claim, 2 Drawing Sheets






FIG. 1

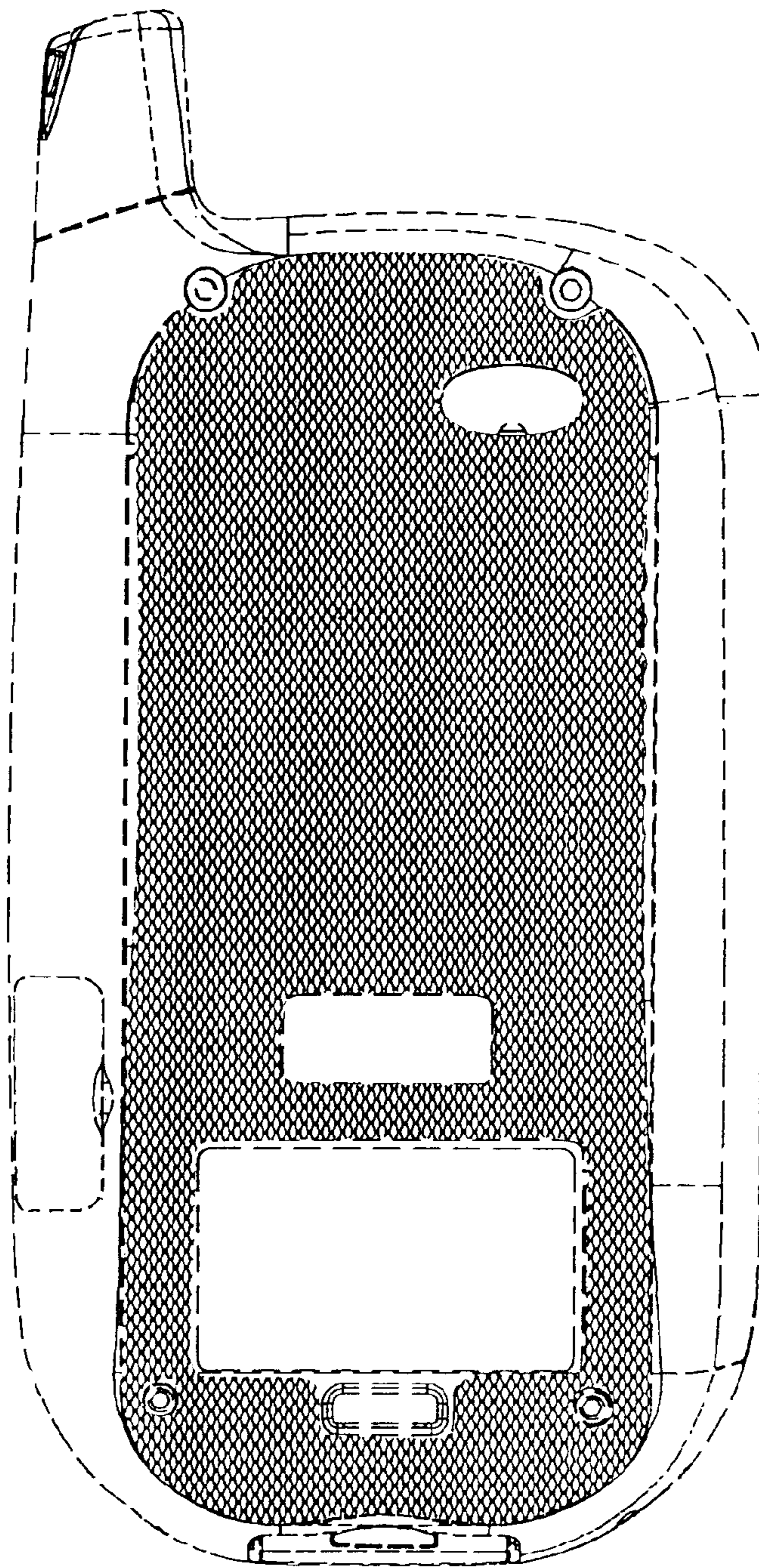


FIG. 2