



US00D488798S

(12) **United States Design Patent**
Ishii et al.

(10) **Patent No.:** **US D488,798 S**

(45) **Date of Patent:** **** Apr. 20, 2004**

(54) **COMBINED DISC PLAYER AND AMPLIFIER**

(75) Inventors: **Daisuke Ishii**, Tokyo (JP); **Katsuhisa Hakoda**, Shinagawa-ku (JP)

(73) Assignee: **Sony Corporation**, Tokyo (JP)

(**) Term: **14 Years**

(21) Appl. No.: **29/183,780**

(22) Filed: **Jun. 18, 2003**

(51) **LOC (7) Cl.** **14-01**

(52) **U.S. Cl.** **D14/168**

(58) **Field of Search** D14/135-136,
D14/156-157, 167-168, 188, 193-198,
257-258; 369/75.1, 75.2, 77.1, 77.2; 455/344,
347, 350-351

(56) **References Cited**

U.S. PATENT DOCUMENTS

- 4,849,828 A * 7/1989 Yasuda et al. 386/70
- D311,915 S * 11/1990 Hong D14/136
- D312,826 S * 12/1990 Hong D14/135
- D368,088 S * 3/1996 Cha D14/135
- D428,872 S 8/2000 Kizawa
- D437,303 S 2/2001 Hibino
- D466,876 S * 12/2002 Usami et al. D14/136

OTHER PUBLICATIONS

Web page "DV-353-S" <http://www8.yodobashi.com/enjoy/i.jsp?iod=3345984>, 1 sheet, Yodobashi Camera (Mar. 2003).

Web page "DV-555" <http://www8.yodobashi.com/enjoy/i.jsp?oid=4396592>, 1 sheet, Yodobashi Camera (Mar. 2003).

Web page "XV-PZ330" <http://www8.yodobashi.com/enjoy/i.jsp?oid=3218536>, 1 sheet, Yodobashi Camera (Mar. 2003).

Web page "DVD-XP30" <http://www8.yodobashi.com/enjoy/i.jsp?od=1619587>, 1 sheet, Yodoabashi Camera (Mar. 2003).

* cited by examiner

Primary Examiner—Nanda Bondade

(74) *Attorney, Agent, or Firm*—Rader, Fishman & Grauer PLLC

(57) **CLAIM**

The ornamental design for a combined disc player and amplifier, as shown.

DESCRIPTION

FIG. 1 is a perspective view of a combined disc player and amplifier showing our new design;

FIG. 2 is a front elevational view thereof;

FIG. 3 is a rear elevational view thereof;

FIG. 4 is a left side elevational view thereof;

FIG. 5 is a right side elevational view thereof;

FIG. 6 is a top plan view thereof; and,

FIG. 7 is a bottom plan view thereof.

1 Claim, 4 Drawing Sheets




FIG. 1




FIG. 2

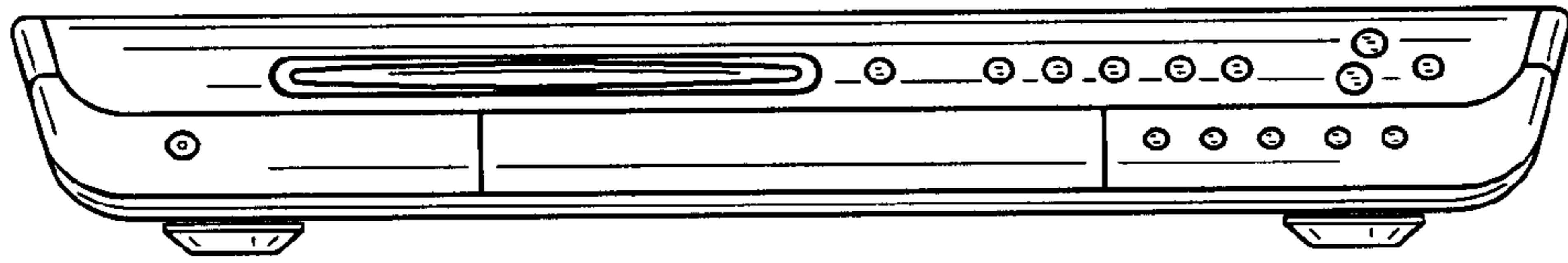


FIG. 3

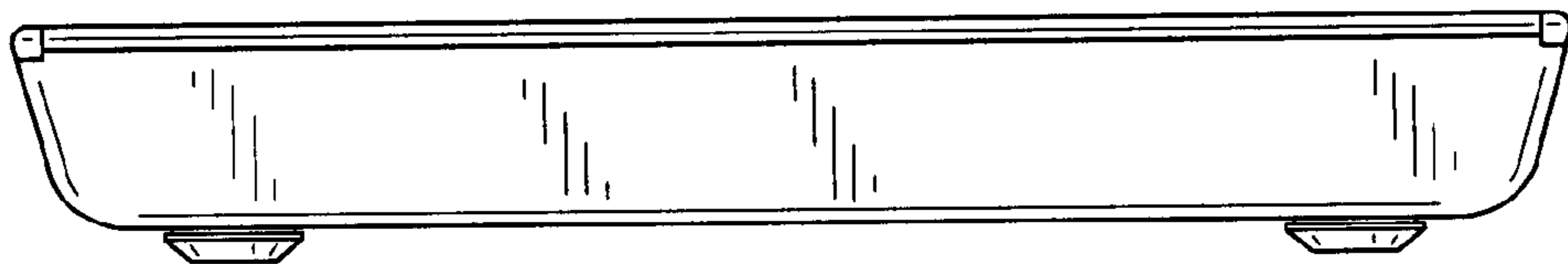


FIG. 4




FIG. 5




FIG. 6




FIG. 7

