



US00D488792S

(12) **United States Design Patent**
Lee

(10) **Patent No.:** **US D488,792 S**

(45) **Date of Patent:** **** Apr. 20, 2004**

(54) **TELEPHONE**

(75) **Inventor:** **Randy Lee, Las Vegas, NV (US)**

(73) **Assignee:** **Touch Tone Media, Las Vegas, NV (US)**

(**) **Term:** **14 Years**

(21) **Appl. No.:** **29/180,046**

(22) **Filed:** **Apr. 17, 2003**

(51) **LOC (7) Cl.** **14-03**

(52) **U.S. Cl.** **D14/146; D14/151**

(58) **Field of Search** **D14/329, 330, D14/447, 374-376, 148, 147, 126, 149-151, 136, 140-142, 146, 240, 241, 129, 130, 144, 317, 336-337; 379/420.01, 420.02, 420.03, 419, 420.04, 428.02, 143-155, 428.01, 428.04, 428.03, 454, 440, 90.01, 93.17, 93.19, 93.22, 433-436, 900, 441; 348/14.01-14.16; D20/10, 1, 4; D99/28; D25/4, 16; D6/310, 314, 421; 52/27.5**

(56) **References Cited**

U.S. PATENT DOCUMENTS

3,752,927	A	*	8/1973	Bartley et al.	379/454
D229,426	S	*	11/1973	Janda et al.	D14/146
D233,611	S	*	11/1974	Kramer et al.	D14/146
4,392,028	A	*	7/1983	Saxton	379/110.01
D274,517	S	*	7/1984	Monahan	D14/142
D287,966	S	*	1/1987	Albertson	D14/146
D289,159	S	*	4/1987	Albertson	D14/146
D294,144	S	*	2/1988	Chang	D14/146
4,815,123	A	*	3/1989	McGough	379/153
4,837,814	A	*	6/1989	Yoshino et al.	379/144.04
D308,677	S	*	6/1990	Tamura	D14/146
4,998,704	A	*	3/1991	Tarlow et al.	248/447.1

5,018,185	A	*	5/1991	Riddle	379/145
5,148,476	A	*	9/1992	Zausner	379/437
D330,209	S	*	10/1992	Bass	D14/146
5,187,738	A	*	2/1993	Zausner	379/145
5,526,412	A	*	6/1996	Anello et al.	379/145
D378,753	S	*	4/1997	DiBlasi et al.	D14/151
5,802,172	A	*	9/1998	Ingalsbe et al.	379/445
5,809,123	A	*	9/1998	Reynolds	379/145
5,963,628	A	*	10/1999	Cheng et al.	379/145
6,038,298	A	*	3/2000	Cheng	379/143
D429,710	S	*	8/2000	Lalin	D14/146
D438,186	S	*	2/2001	Rodgers et al.	D14/142

* cited by examiner

Primary Examiner—Jeffrey Asch

(74) *Attorney, Agent, or Firm*—Philip J. Anderson; Anderson & Morishita, LLC

(57) **CLAIM**

The ornamental design for a telephone, as shown and described.

DESCRIPTION

FIG. 1 is a front, perspective view of the telephone with the handset shown in phantom which forms no part of the design;

FIG. 2 is a front view of the telephone with the handset shown in phantom which forms no part of the design

FIG. 3 is a left side view of the telephone with the handset shown in phantom which forms no part of the design;

FIG. 4 right side view of the telephone with the handset shown in phantom which forms no part of the design

FIG. 5 is a top view of the telephone with the handset shown in phantom which forms no part of the design; and,

FIG. 6 is a bottom view of the telephone with the handset shown in phantom which forms no part of the design.

1 Claim, 4 Drawing Sheets

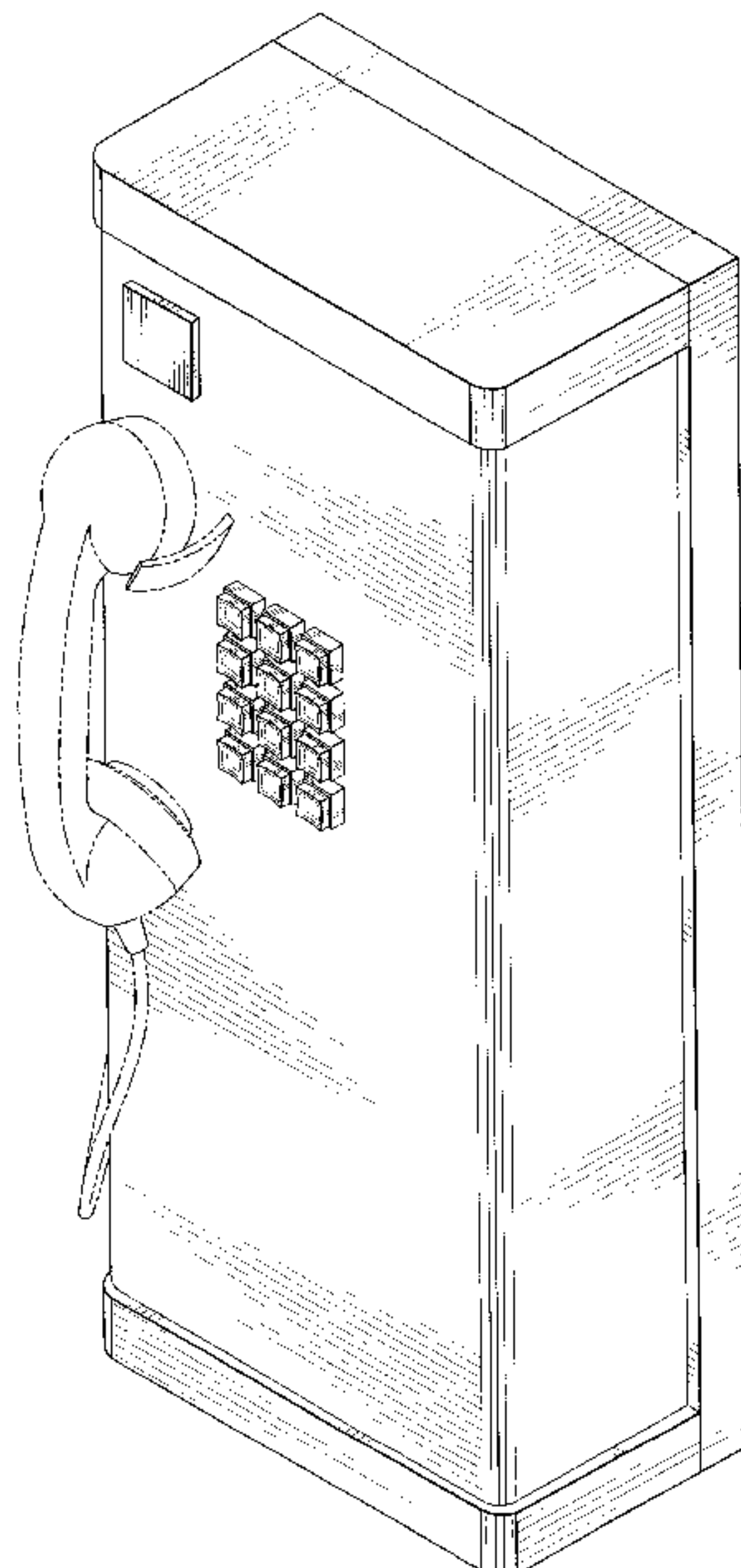


FIG. 1

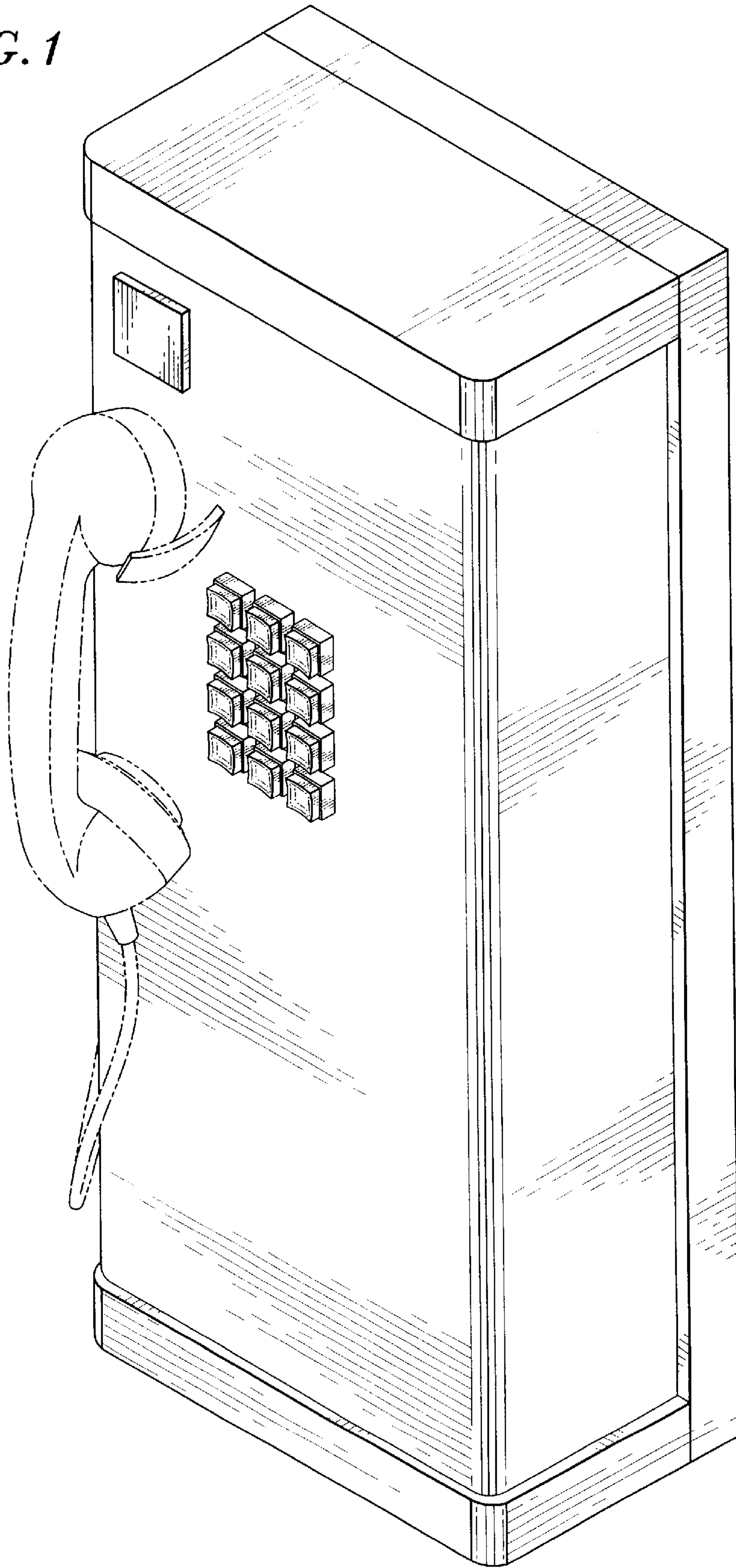


FIG. 2

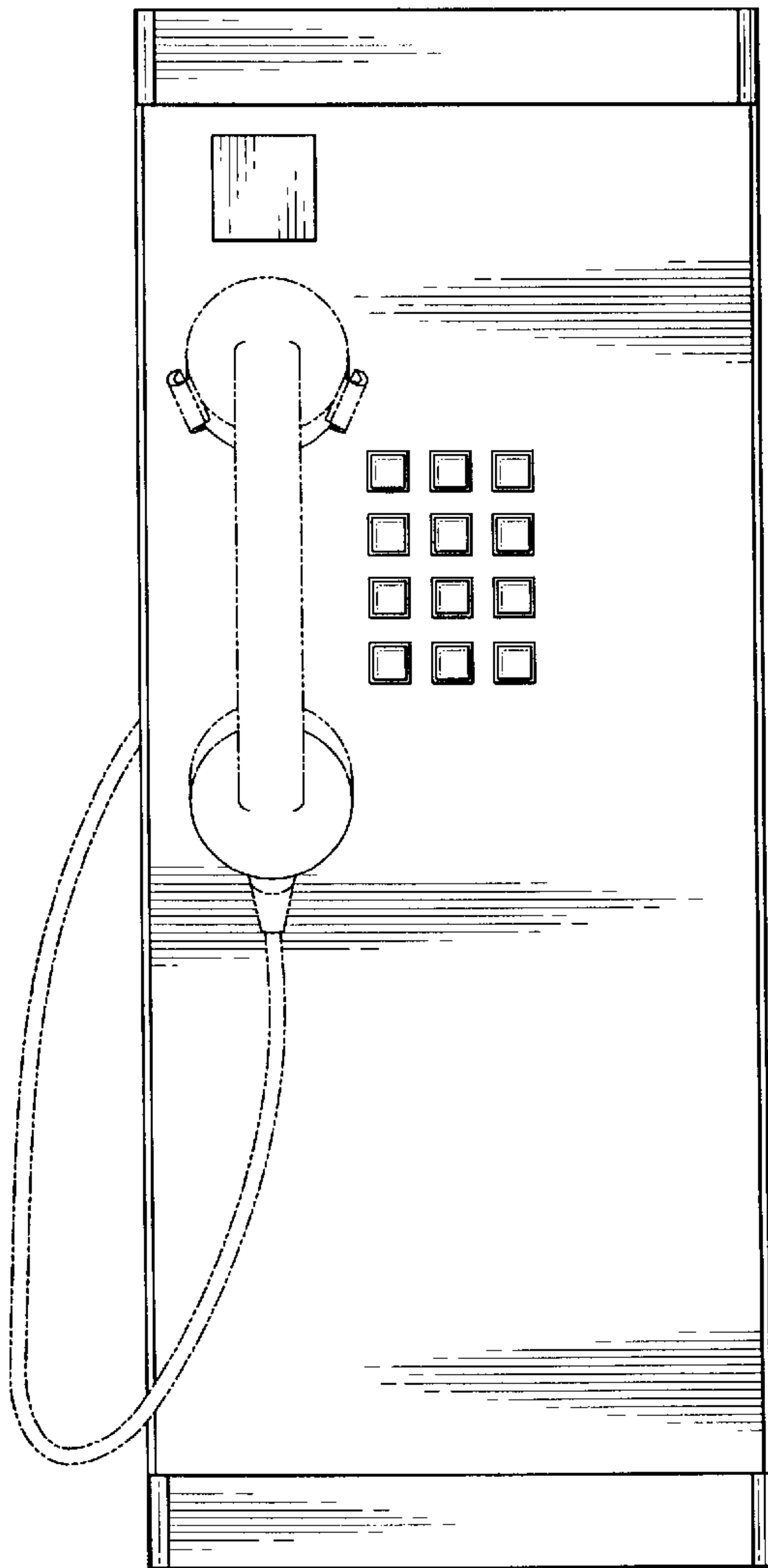


FIG. 3

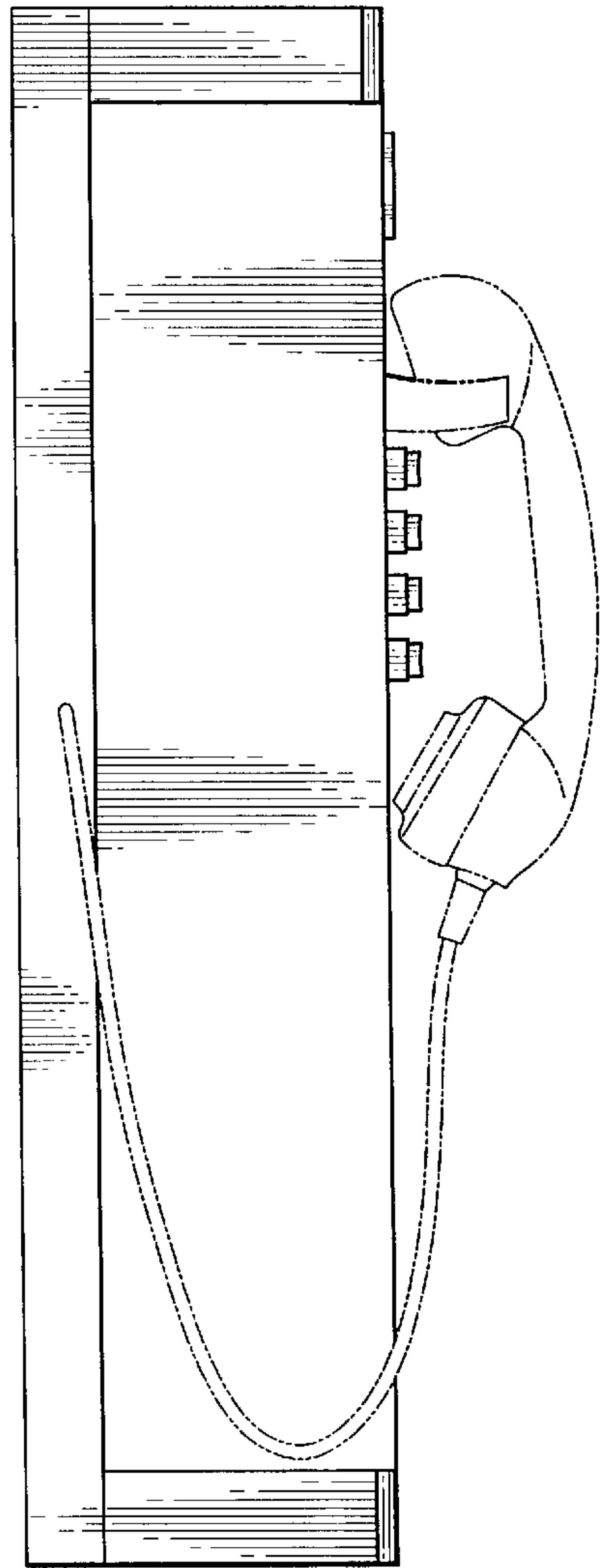


FIG. 4

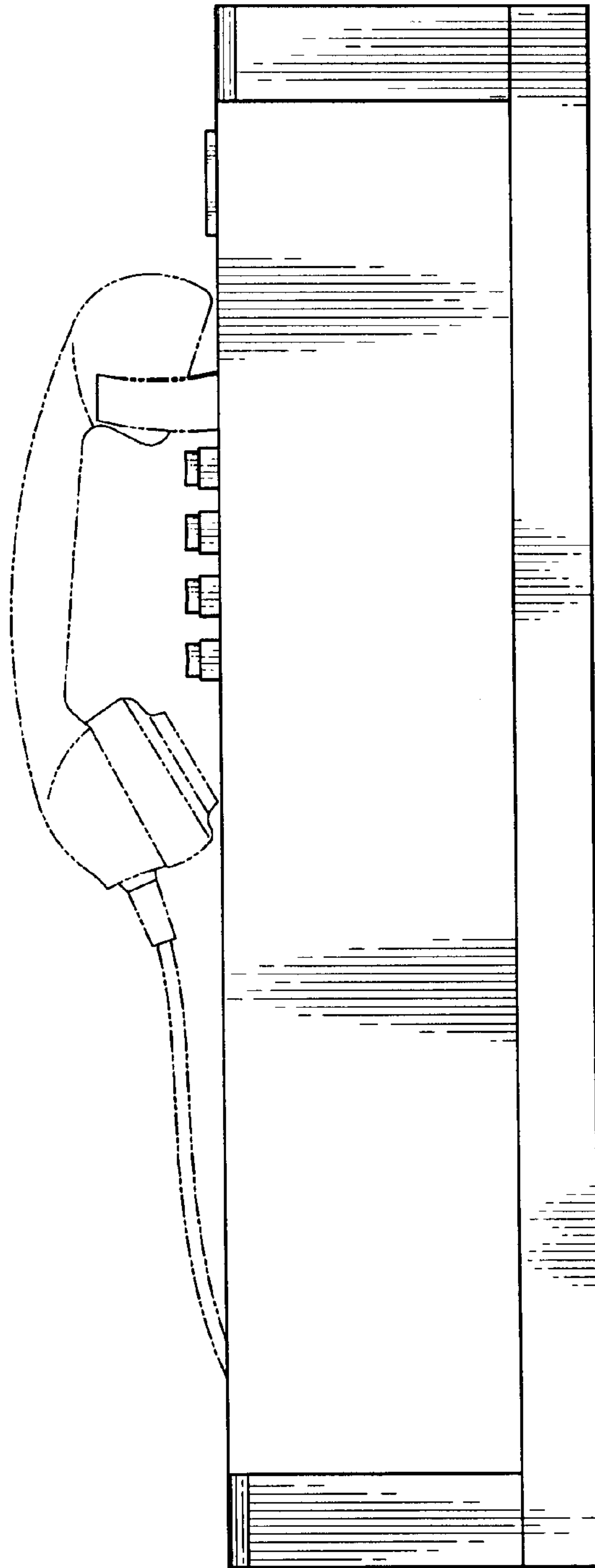


FIG. 5

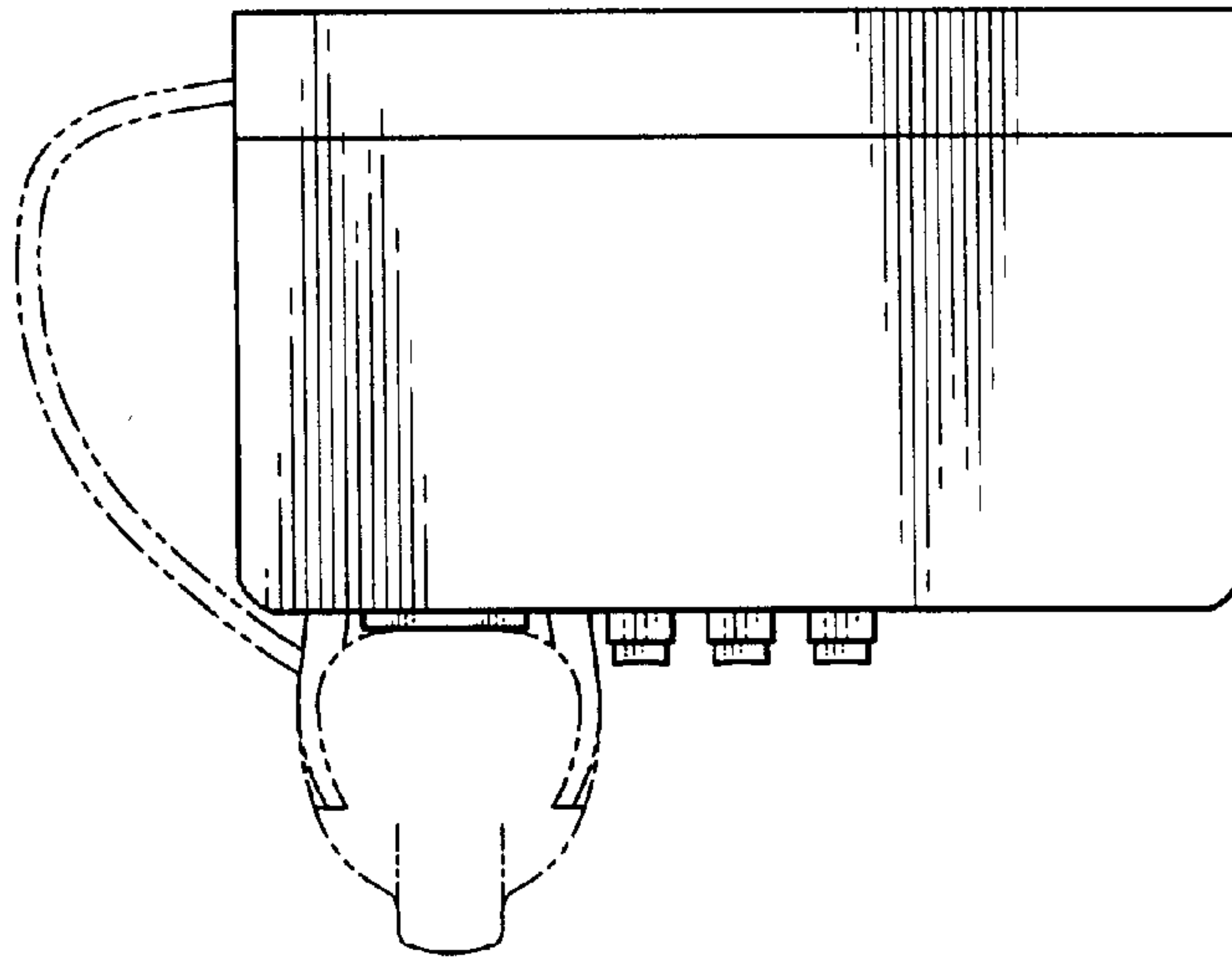


FIG. 6

