



US00D488770S

(12) **United States Design Patent**
Sundkvist et al.

(10) **Patent No.:** **US D488,770 S**

(45) **Date of Patent:** **** Apr. 20, 2004**

(54) **TIRE TREAD**

(75) Inventors: **Karl Eric Sundkvist**, Akron, OH (US);
Kevin Christopher Legge, Uniontown,
OH (US); **Eric John Marazzi**, Akron,
OH (US)

(73) Assignee: **The Goodyear Tire & Rubber
Company**, Akron, OH (US)

(**) Term: **14 Years**

(21) Appl. No.: **29/177,758**

(22) Filed: **Mar. 14, 2003**

(51) **LOC (7) Cl.** **12-15**

(52) **U.S. Cl.** **D12/588**

(58) **Field of Search** D12/529, 531,
D12/551, 553, 559, 564, 588, 594, 598,
600; 152/209.1, 209.9, 209.12, 209.13,
209.28

(56) **References Cited**

U.S. PATENT DOCUMENTS

D432,959 S	*	10/2000	Lopez	D12/589
D432,962 S	*	10/2000	Lopez	D12/600
D455,997 S		4/2002	Fierro et al.	D12/527
D457,853 S	*	5/2002	Lopez	D12/574
D462,653 S	*	9/2002	Lopez	D12/600

OTHER PUBLICATIONS

General Ameri*Way XT Tire, 2002 Tread Design Guide,
Jan. 2002, p. 32. 4/1.*

Kelly Explorer Tire, 2002 Tread Design Guide, Jan. 2002, p.
40. 2/5.*

* cited by examiner

Primary Examiner—Robert M. Spear

(74) *Attorney, Agent, or Firm*—David L. King; Richard B.
O’Planick

(57) **CLAIM**

The ornamental Design for a tire tread, as shown and
described.

DESCRIPTION

FIG. 1 is a perspective view of a tire tread showing our new
design, it being understood that the pattern repeats uni-
formly throughout the circumference of the tread;

FIG. 2 is a front elevational view thereof;

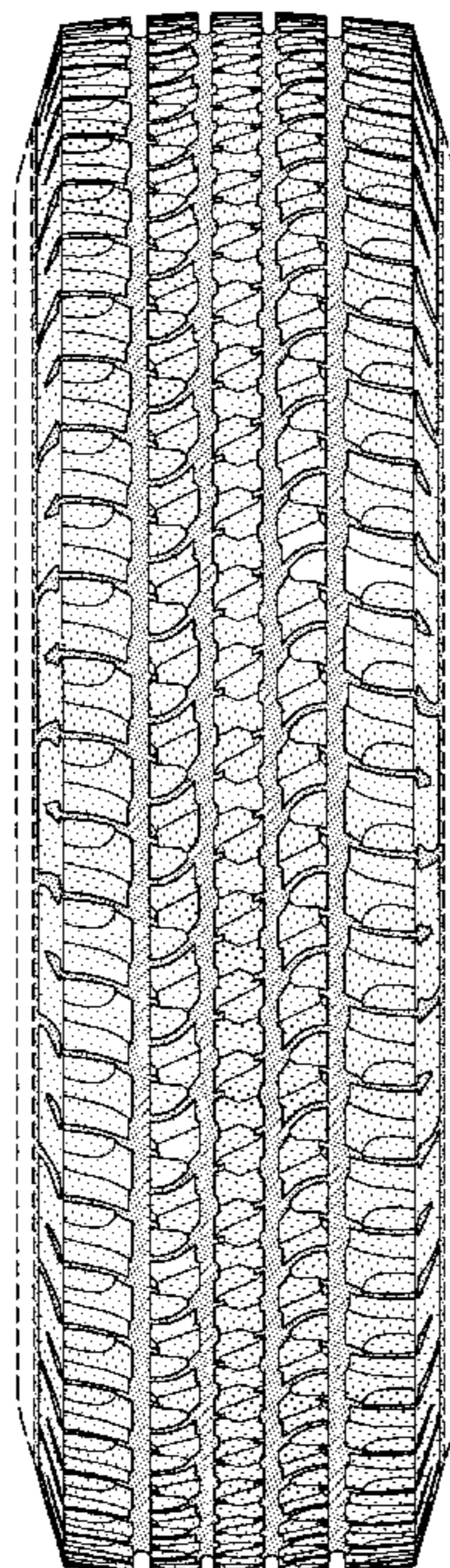
FIG. 3 is a right side elevational view thereof; the opposite
side elevational view being identical thereto; and,

FIG. 4 is an enlarged fragmentary front elevational view
thereof.

In the drawings, the broken lines defining the sidewall, inner
bead and the peripheral boundary between the tire tread and
the sidewall are for illustrative purposes only and form no
part of the claimed design.

The dark stippled surface shading represents the recessed
portion of the tread grooves having a depth as best shown in
FIG. 2.

1 Claim, 4 Drawing Sheets



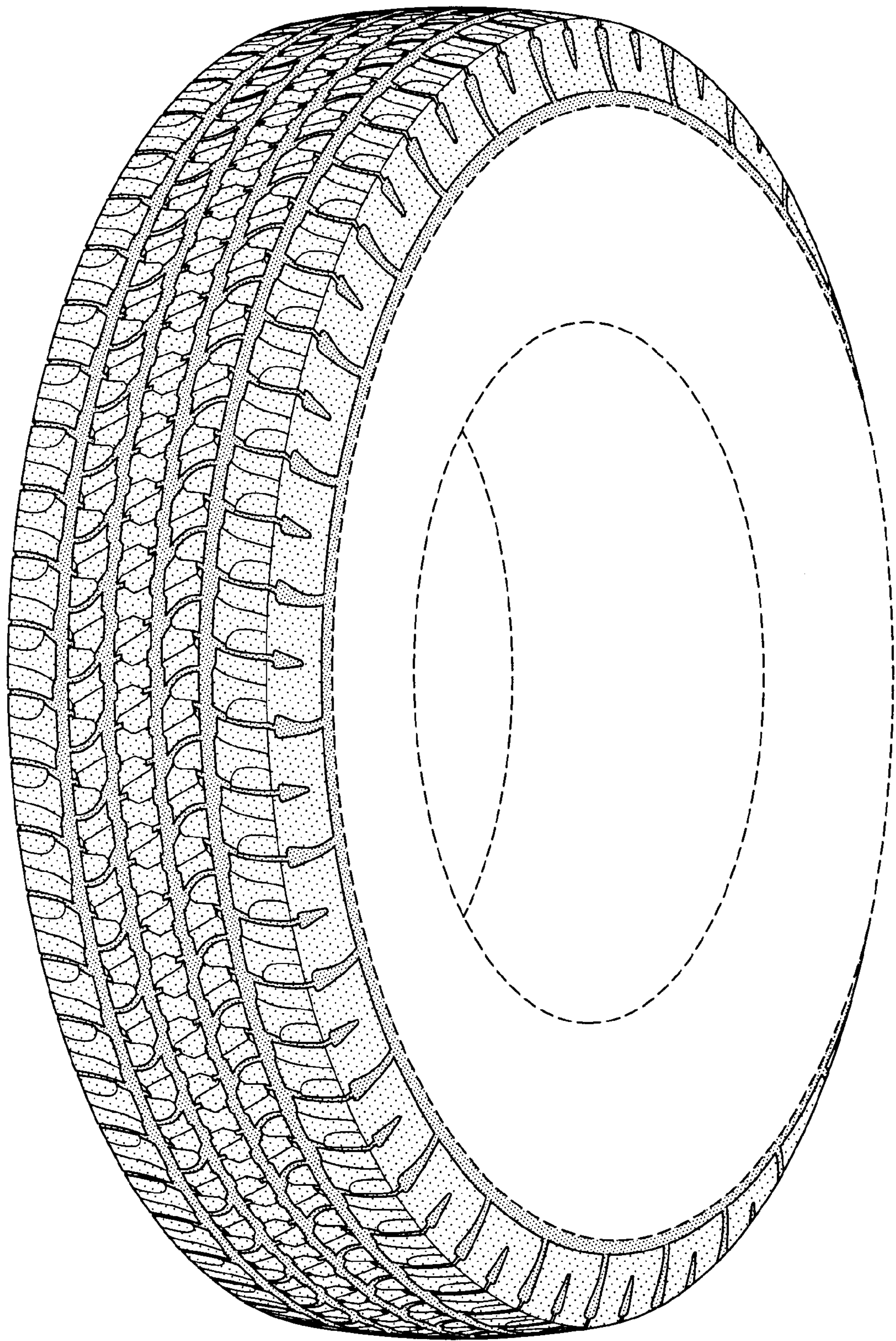


FIG-1

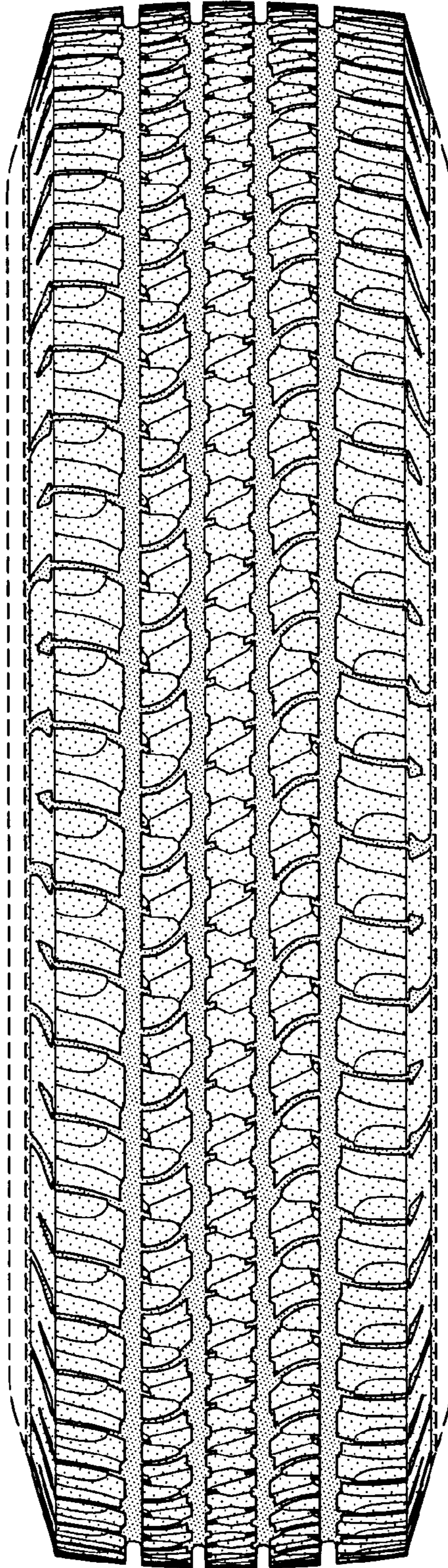


FIG-2

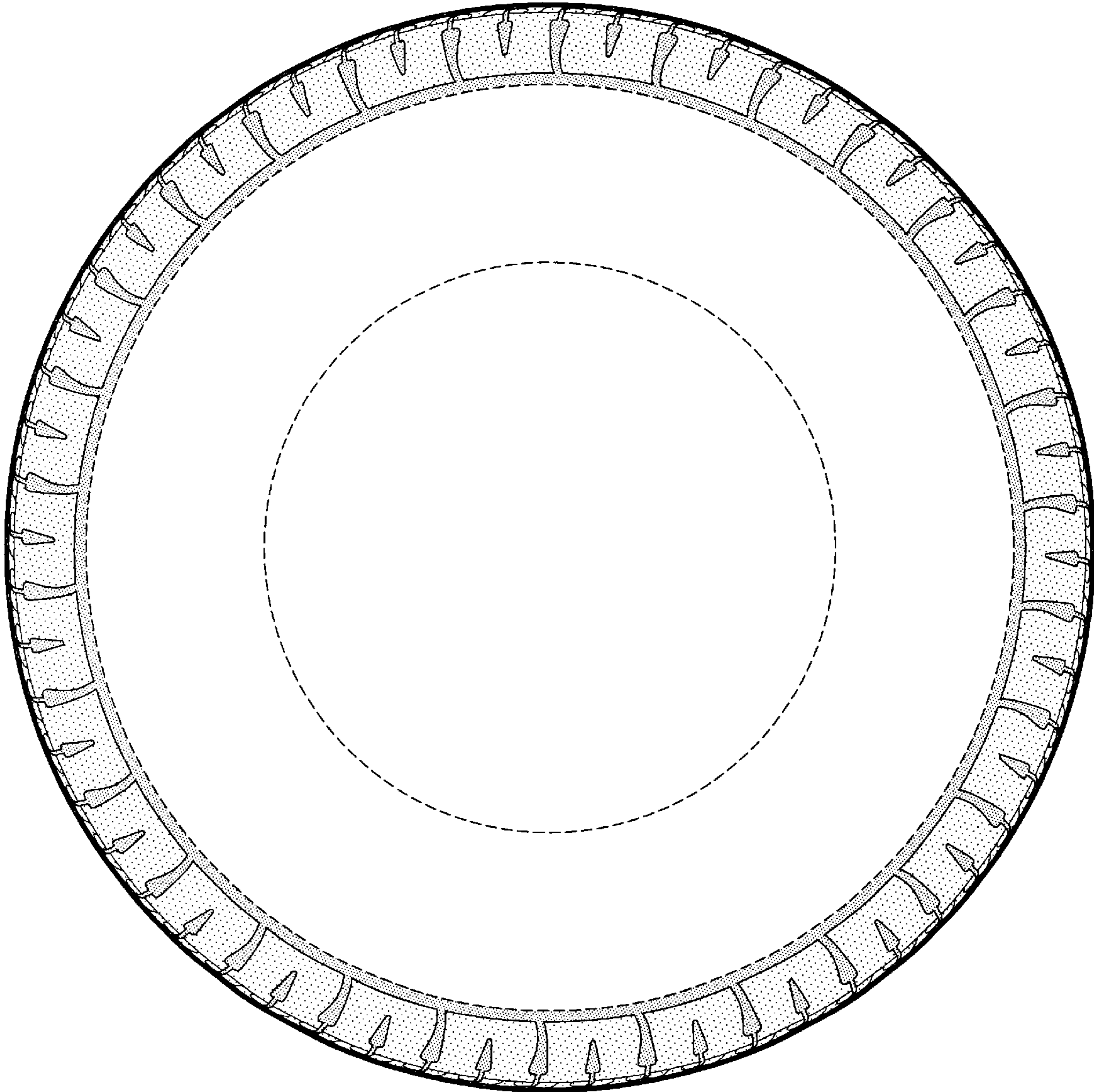


FIG-3

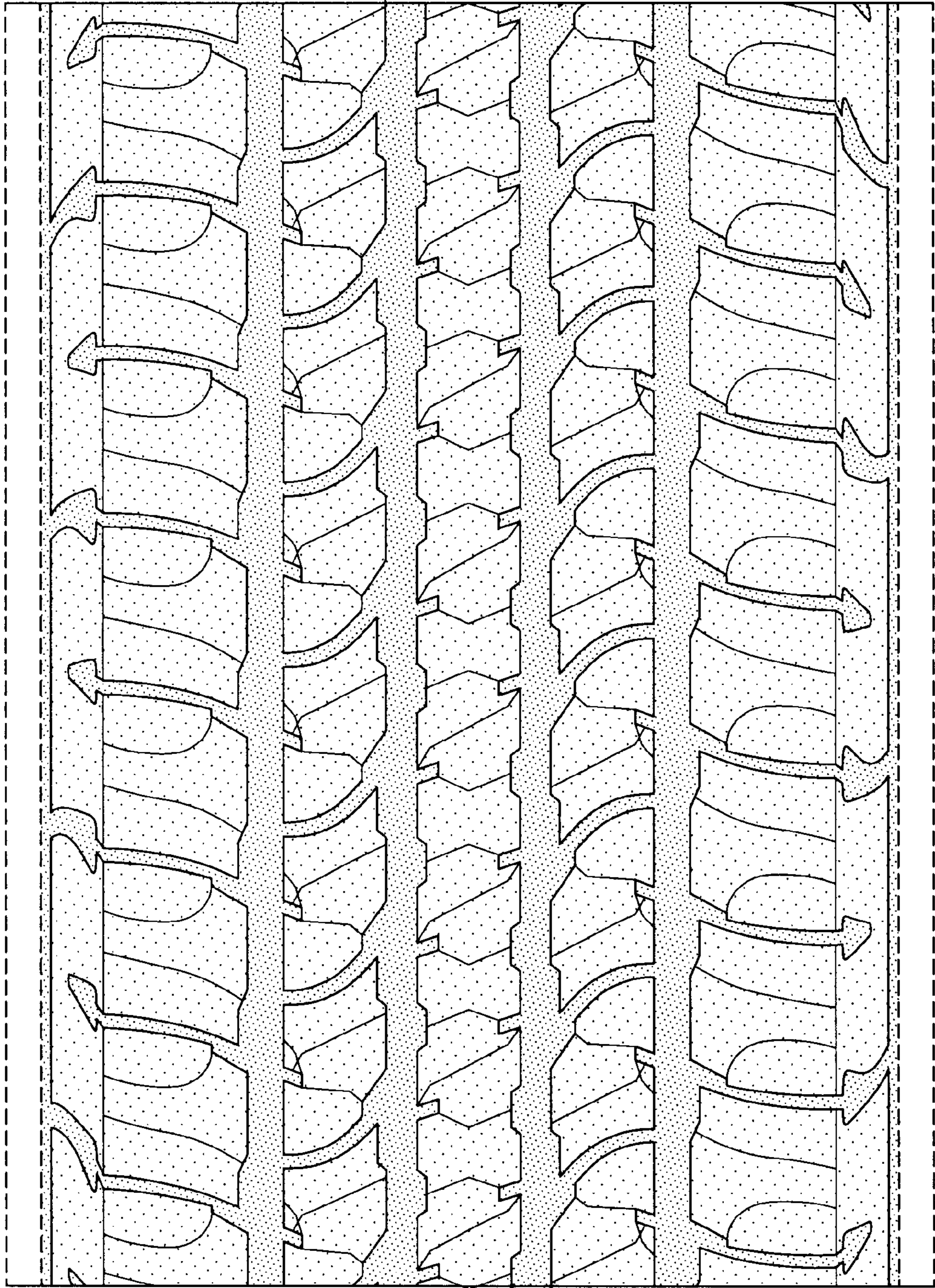


FIG-4