



US00D488767S

(12) **United States Design Patent**
Ebert et al.

(10) **Patent No.:** **US D488,767 S**

(45) **Date of Patent:** **** Apr. 20, 2004**

(54) **CONVERTIBLE TOP FOR AN AUTOMOBILE**

(76) Inventors: **Martin Ebert**, Schweriner Strasse 34, Wobbelin (DE), D-19288; **Gunter Dahnke**, Ahrensburger Ring 15, Lugwigslust (DE), D-19288; **John F Workman**, Hahnenberger Strasse 20, Gartow (DE), D-29471

(**) Term: **14 Years**

(21) Appl. No.: **29/147,494**

(22) Filed: **Aug. 27, 2001**

(51) **LOC (7) Cl.** **12-16**

(52) **U.S. Cl.** **D12/401**

(58) **Field of Search** D12/401, 403, D12/404, 92-93, 86, 196, 98; 296/185, 107, 108, 117, 138, 147, 216, 163, 183-186; 280/756

(56) **References Cited**

U.S. PATENT DOCUMENTS

- D147,458 S * 9/1947 Keller D12/401
- D159,335 S * 7/1950 Graham D12/401
- D205,132 S * 6/1966 Porsche D12/401
- D266,412 S * 10/1982 Deaver D12/401
- 4,537,440 A * 8/1985 Brockway et al. 296/108
- D284,843 S 7/1986 O'Donnell
- D291,552 S 8/1987 Muscat
- 4,958,882 A * 9/1990 Kolb 296/108
- D353,351 S 12/1994 Heffernan
- D385,828 S 11/1997 Mays
- 5,810,422 A * 9/1998 Corder et al. 296/108

- D406,792 S 3/1999 Alexander
- D427,138 S * 6/2000 Alexander et al. D12/401
- D429,675 S 8/2000 Macey
- D444,102 S 6/2001 Guillaume

OTHER PUBLICATIONS

Stefan Kuberka, Rundum Luftig, Magazine: VW Scene, p. 176-177, Jul. 2000, pub in Germany.

* cited by examiner

Primary Examiner—Stacia Cadmus

(74) *Attorney, Agent, or Firm*—Gary R. Ilmanen, Esq.

(57) **CLAIM**

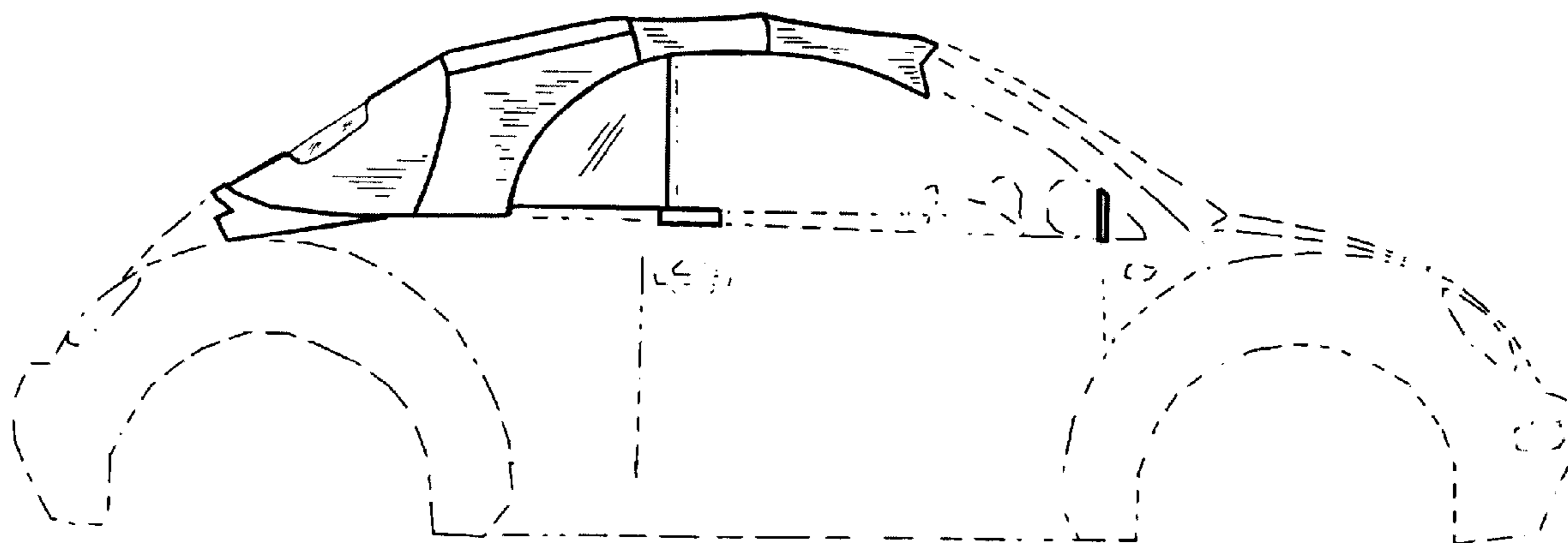
The ornamental design for a convertible top for an automobile, as shown and described.

DESCRIPTION

FIG. 1 is a perspective view of a convertible top for an automobile showing our new design, FIG. 2 is a right side view thereof, it being understood that the left is a mirror image thereof; FIG. 3 is a rear elevational view thereof; FIG. 4 is a perspective view of the convertible top for an automobile shown in lowered position; FIG. 5 is a right side view of FIG. 4, it being understood that the left side view is a mirror image thereof; and, FIG. 6 is a rear elevational view of FIG. 4.

The broken line indication showing the relationship of the automobile body environment in the above figures is for illustrative purposes only and forms no part of the claimed design.

1 Claim, 6 Drawing Sheets



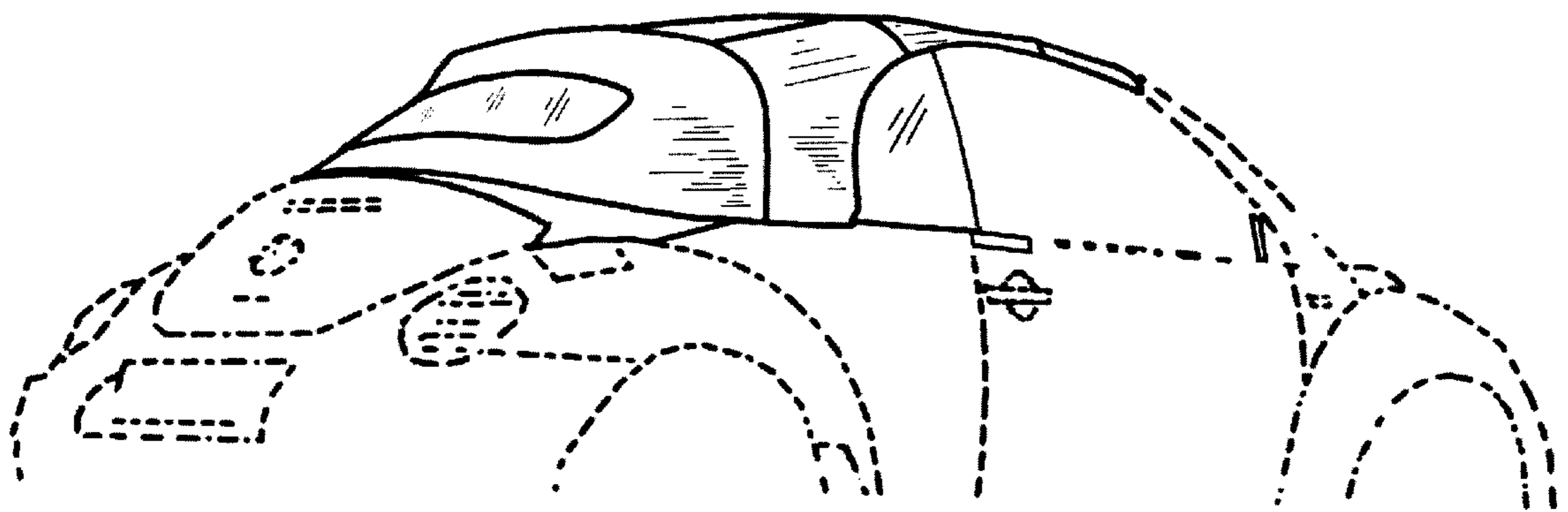


Fig. 1

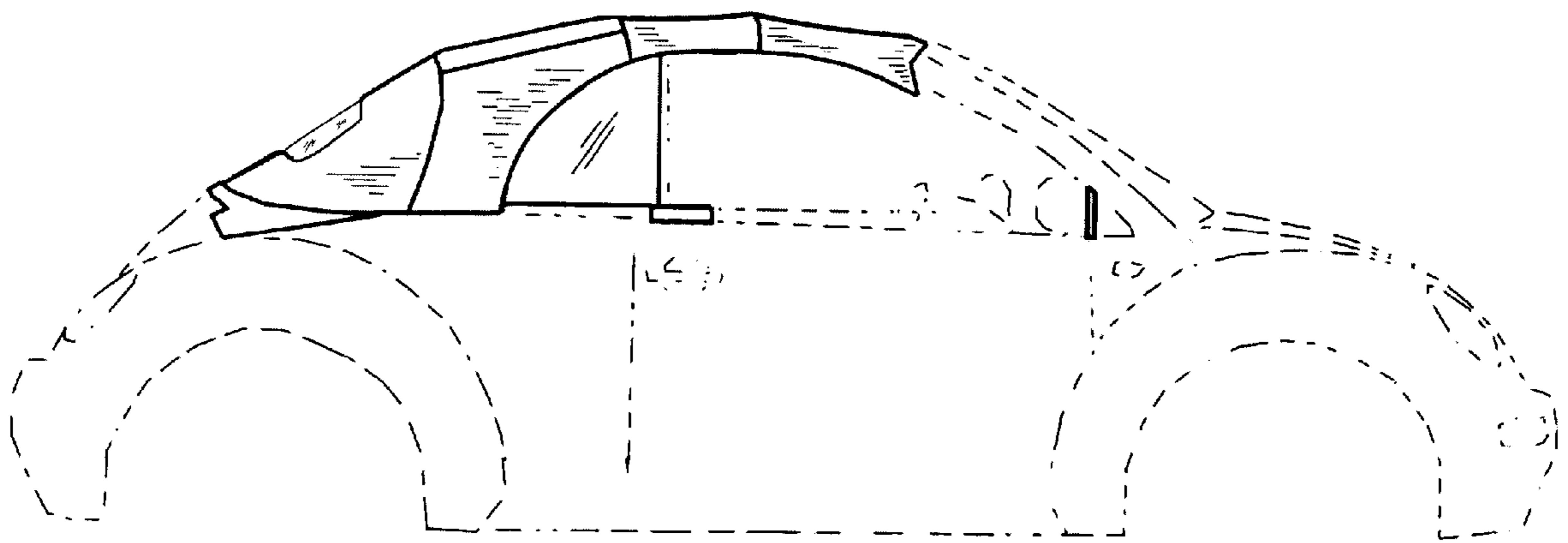


Fig. 2

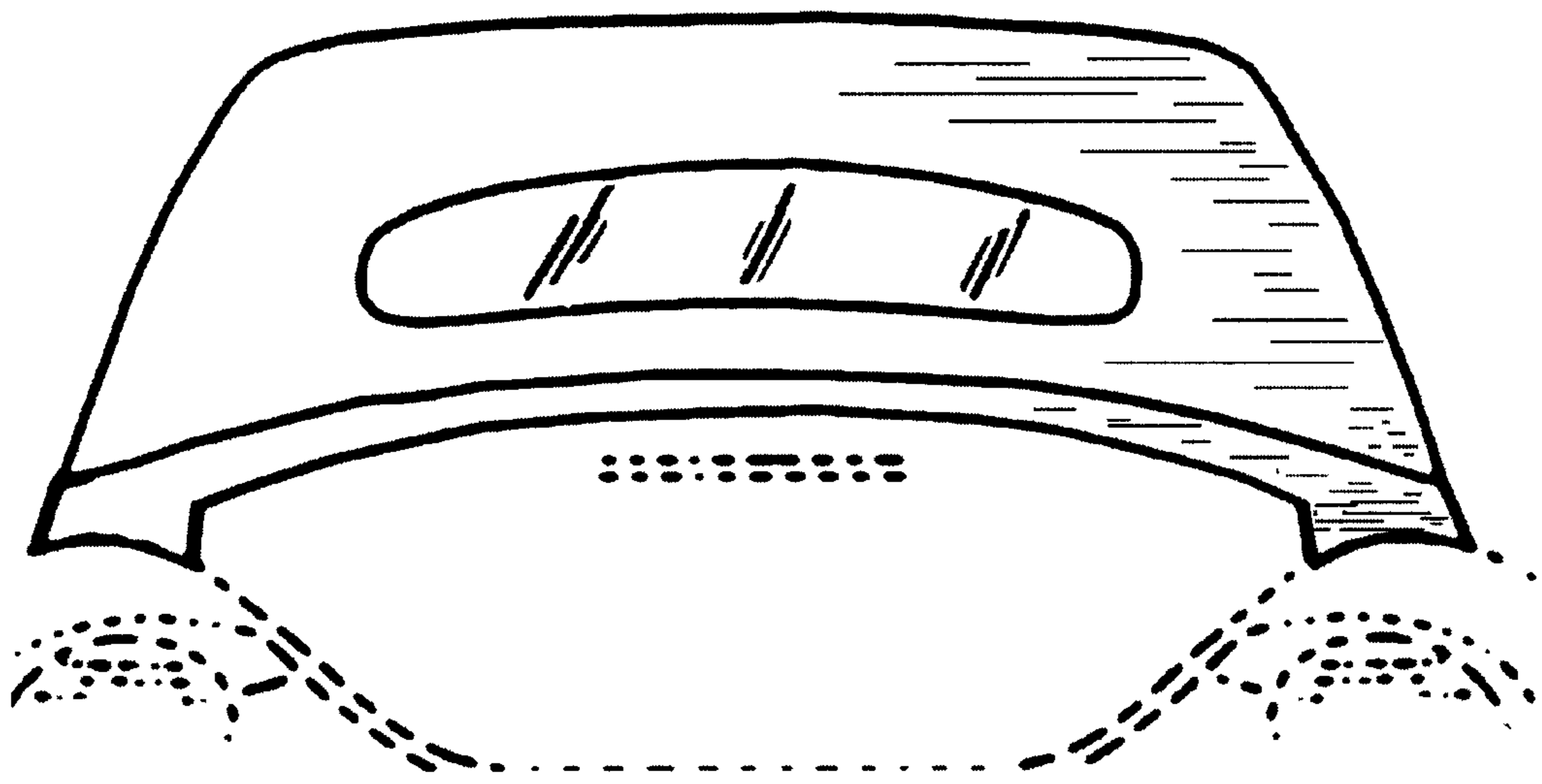


Fig. 3

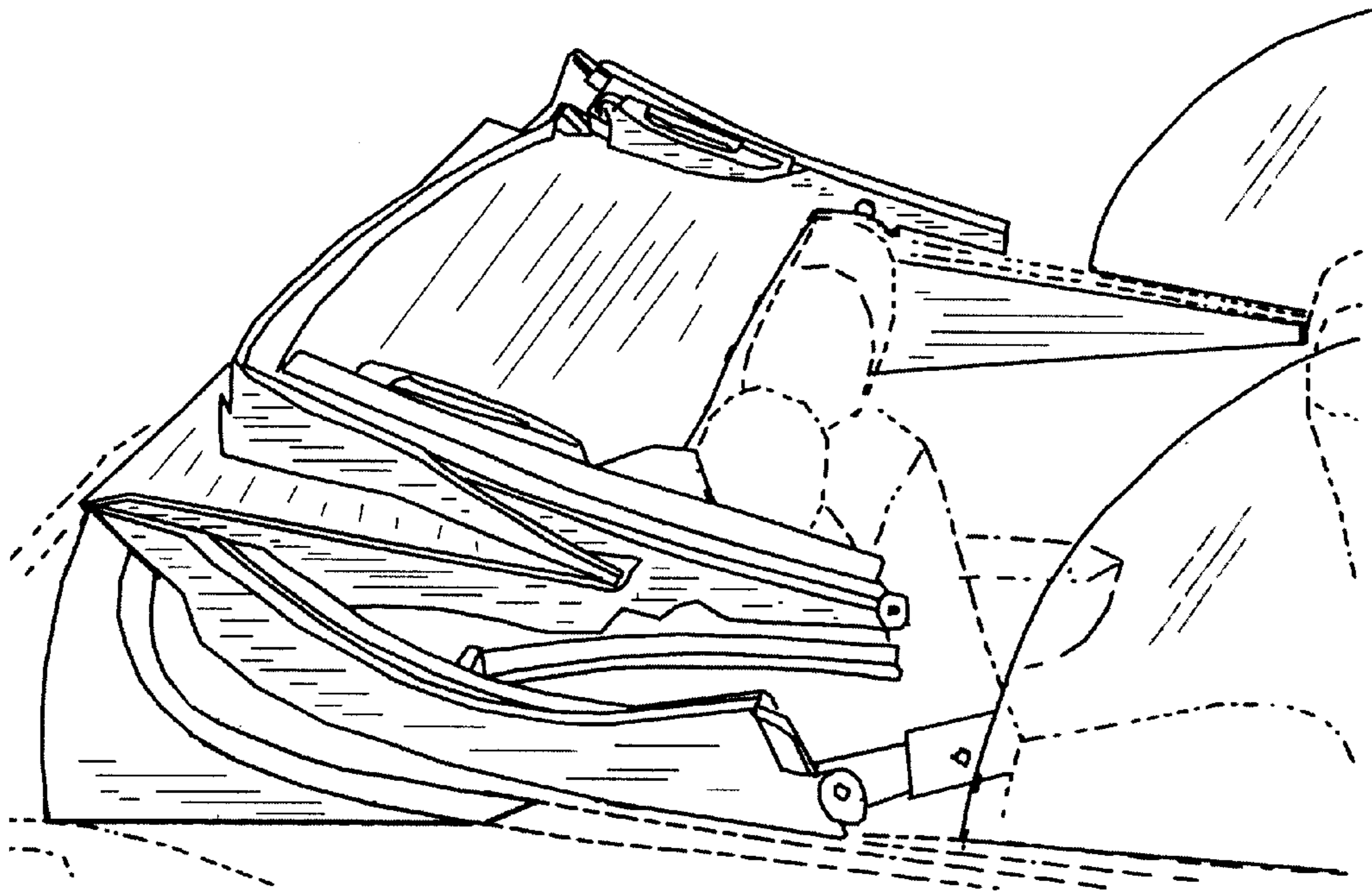


Fig. 4

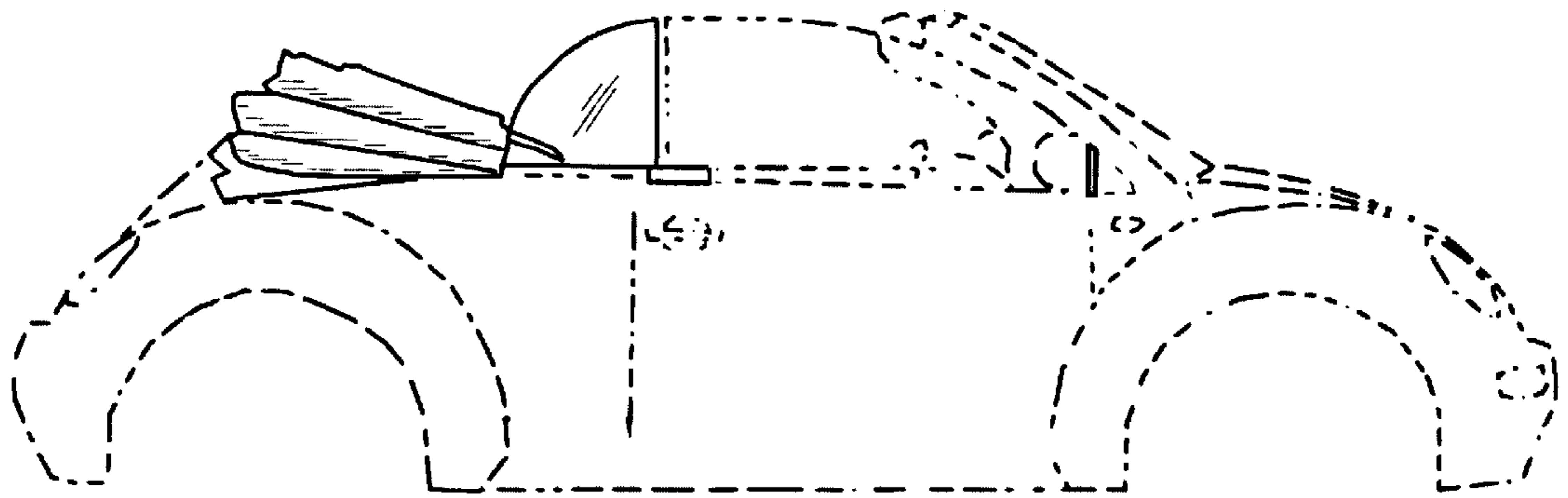


Fig. 5

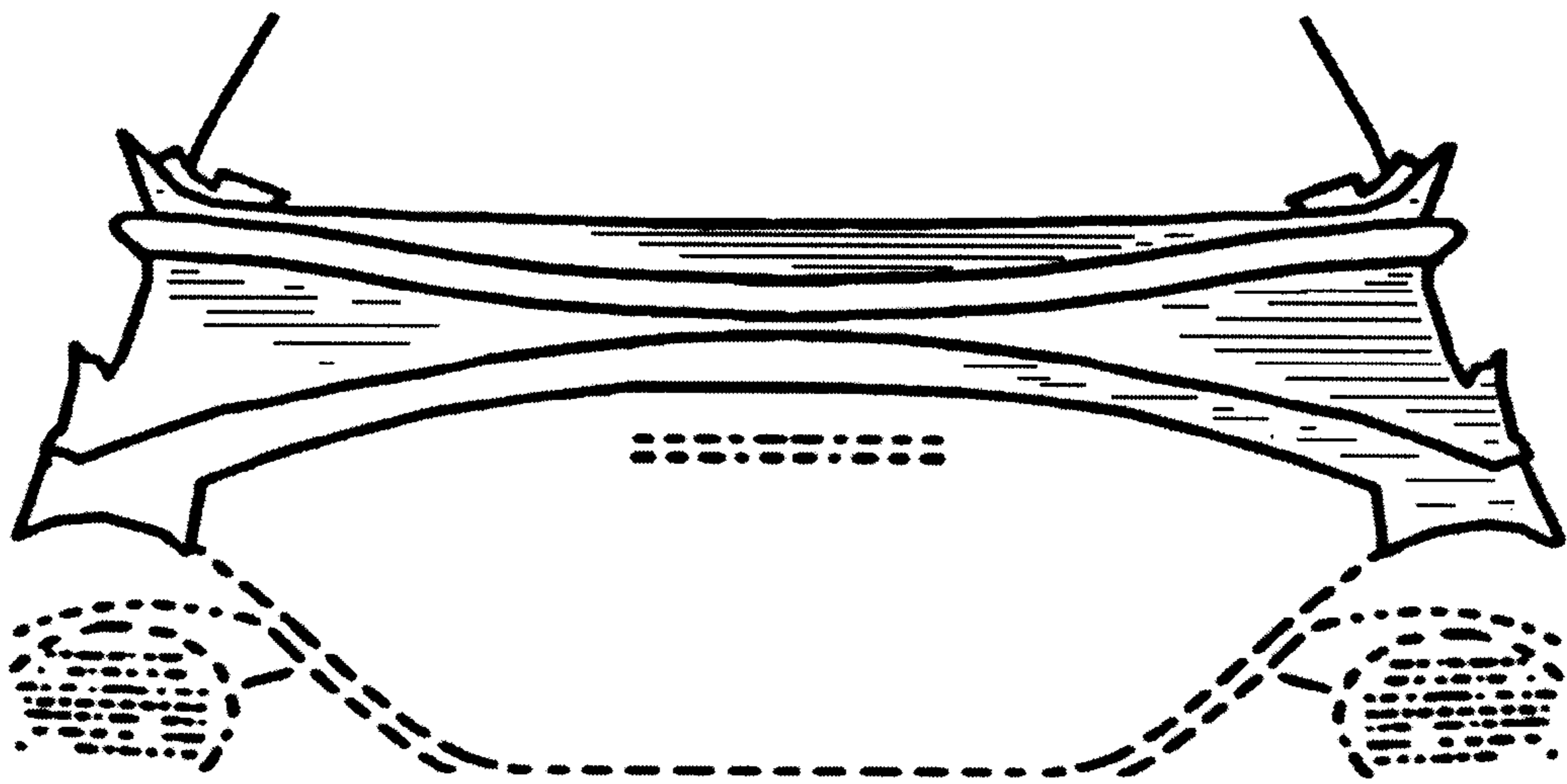


Fig. 6