



US00D488763S

(12) **United States Design Patent**
Takechi

(10) **Patent No.:** **US D488,763 S**

(45) **Date of Patent:** **** Apr. 20, 2004**

(54) **VEHICLE WHEEL**

D470,449 S * 2/2003 Bernoni D12/211
D471,500 S * 3/2003 Kataoka D12/209

(75) Inventor: **Toshinori Takechi, Matsuyama (JP)**

OTHER PUBLICATIONS

(73) Assignee: **Takechi Project Co., Ltd. (JP)**

International Registered Design No. DM/049 966, Vehicle Wheel, published in Official Gazette CD-ROM No. Dec. 1999.

(**) Term: **14 Years**

* cited by examiner

(21) Appl. No.: **29/163,427**

(22) Filed: **Jul. 2, 2002**

Primary Examiner—Stacia Cadmus

(30) **Foreign Application Priority Data**

(74) *Attorney, Agent, or Firm*—SAIDMAN DesignLaw Group

Jan. 10, 2002 (JP) 2002-000378

(57) **CLAIM**

(51) **LOC (7) Cl.** **12-16**

The ornamental design for a vehicle wheel, as shown and described.

(52) **U.S. Cl.** **D12/211**

(58) **Field of Search** D12/204-211;
301/37.101, 64.101, 65

DESCRIPTION

(56) **References Cited**

FIG. 1 is a perspective view of a vehicle wheel showing my new design;

U.S. PATENT DOCUMENTS

FIG. 2 is a front elevational view thereof;

- D208,543 S * 9/1967 Halibrand D12/211
- D361,976 S * 9/1995 Echazabal et al. D12/211
- D396,208 S * 7/1998 Baumgartner et al. D12/211
- D418,473 S * 1/2000 Chung D12/211
- D446,180 S * 8/2001 Sulahian et al. D12/211
- D448,712 S * 10/2001 Laengerer D12/209
- D449,267 S * 10/2001 Fitzgerald D12/211
- D458,208 S * 6/2002 Hartl D12/211
- D459,691 S * 7/2002 Takechi D12/211
- D466,466 S * 12/2002 Laengerer D12/211

FIG. 3 is a top plan view thereof;

FIG. 4 is a bottom plan view thereof;

FIG. 5 is a left side elevational view thereof;

FIG. 6 is a right side elevational view thereof;

FIG. 7 is a sectional view taken along a line 7—7 shown in FIG. 2; and,

FIG. 8 is a sectional view taken along a line 8—8 shown in FIG. 2.

1 Claim, 8 Drawing Sheets

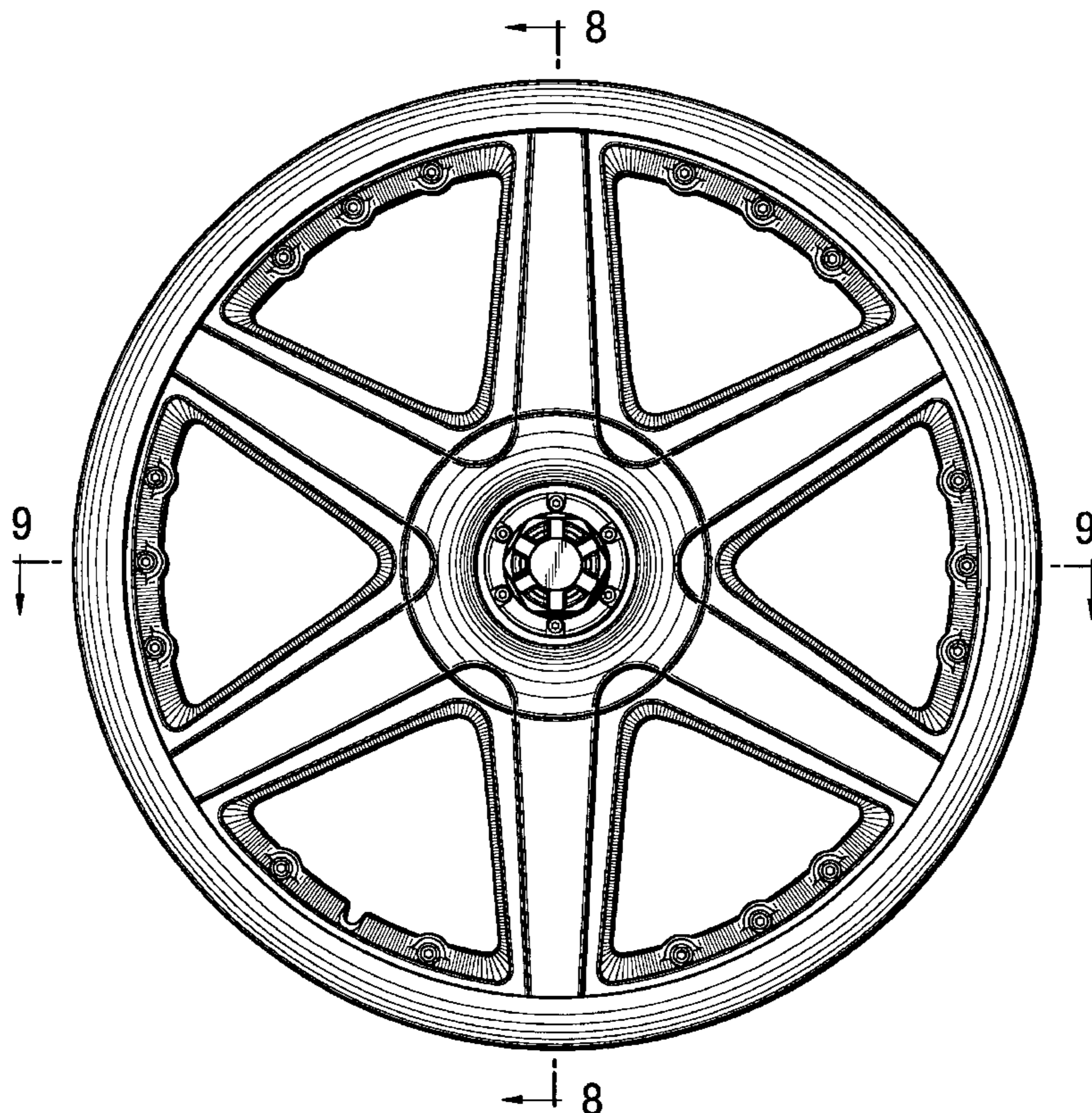


Fig. 1

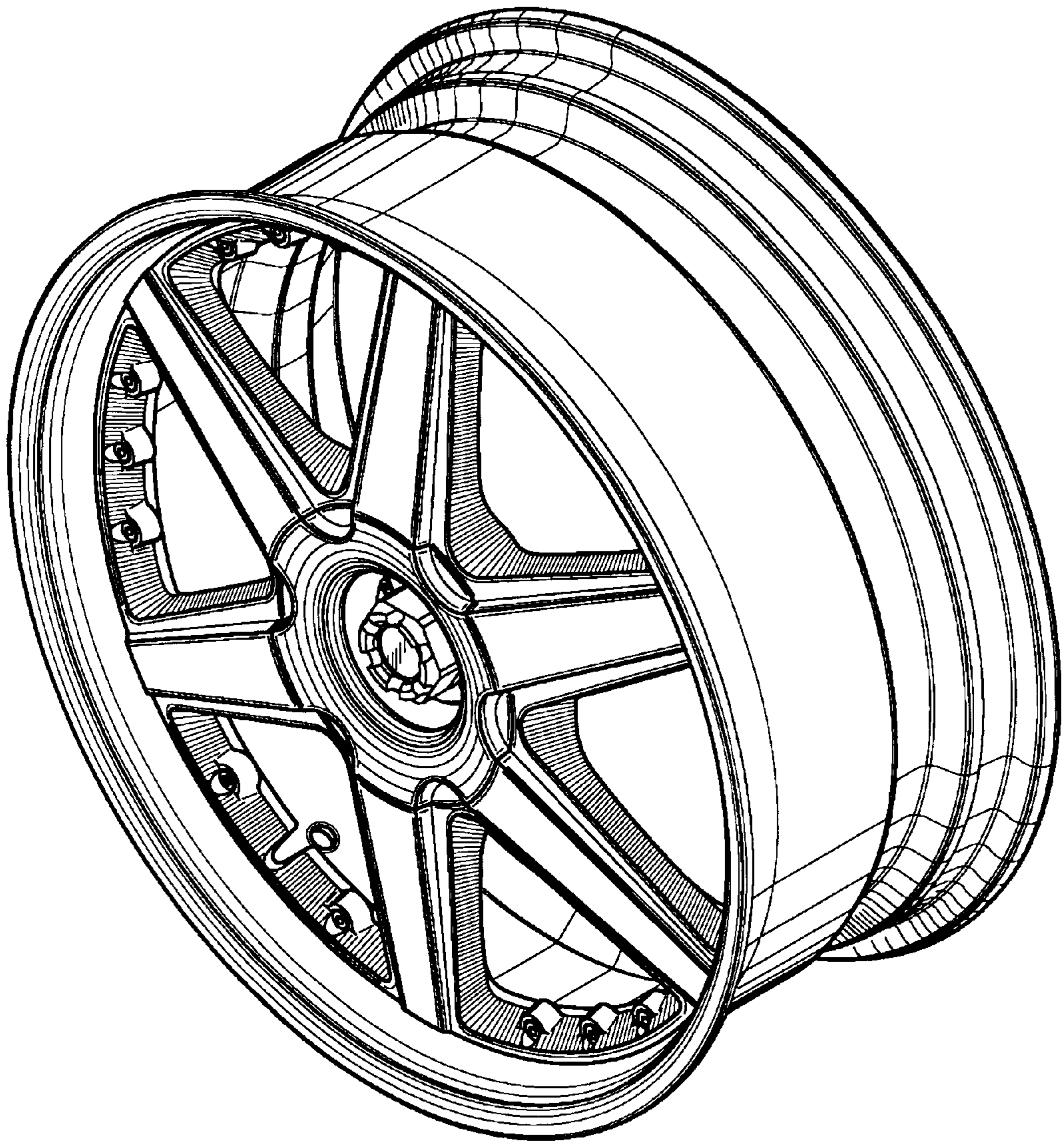


Fig. 2

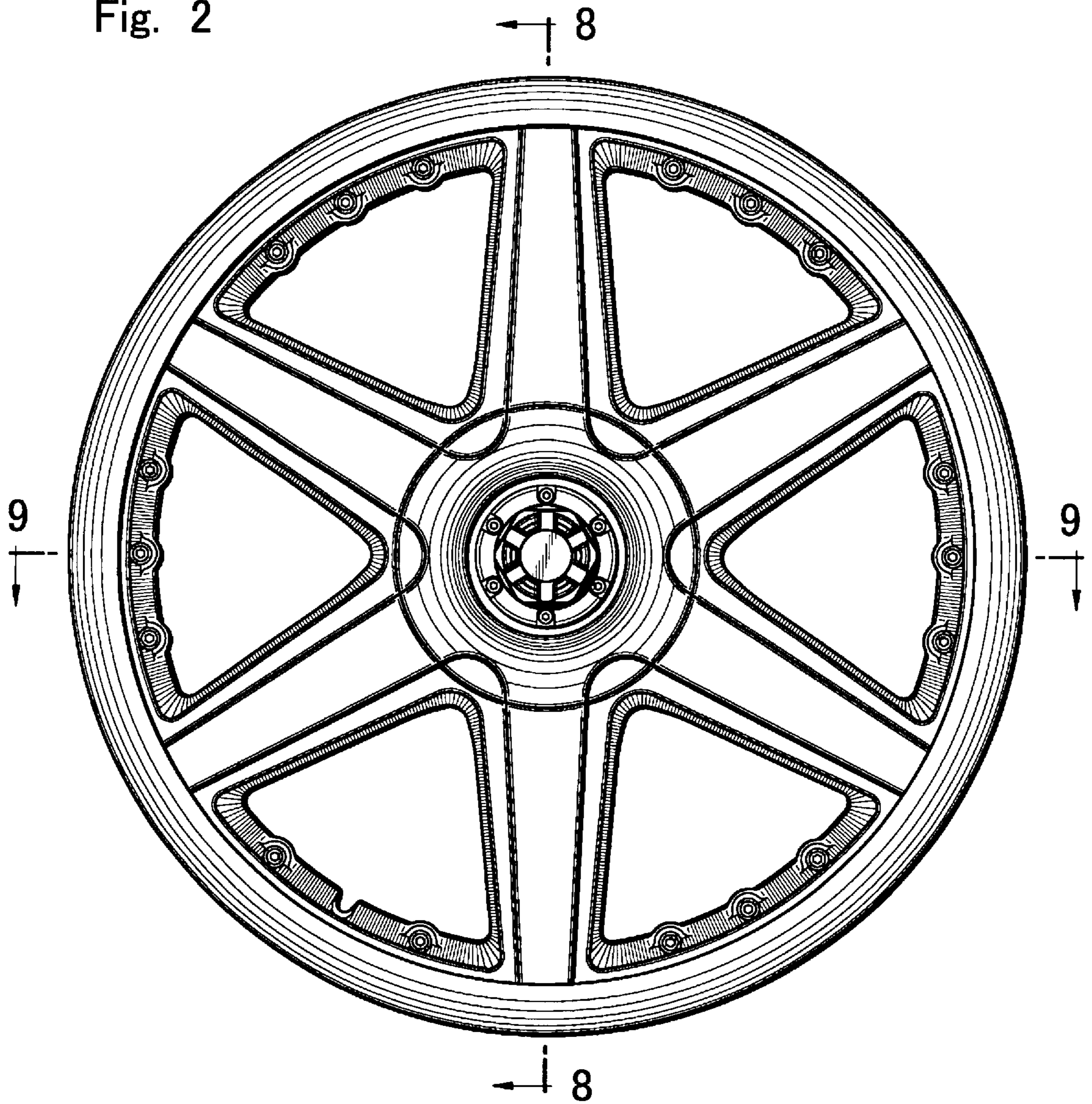


Fig. 3

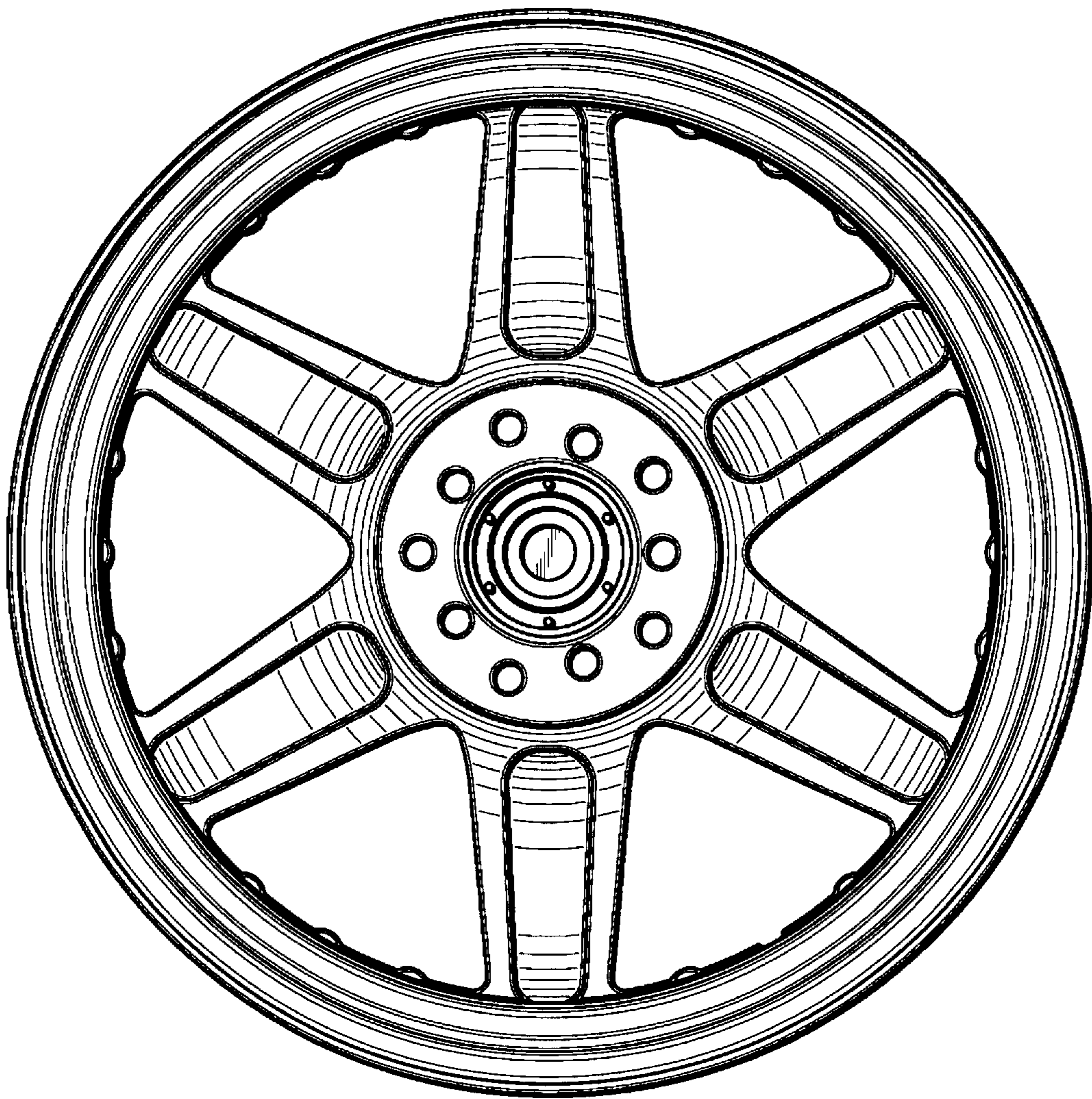


Fig. 4

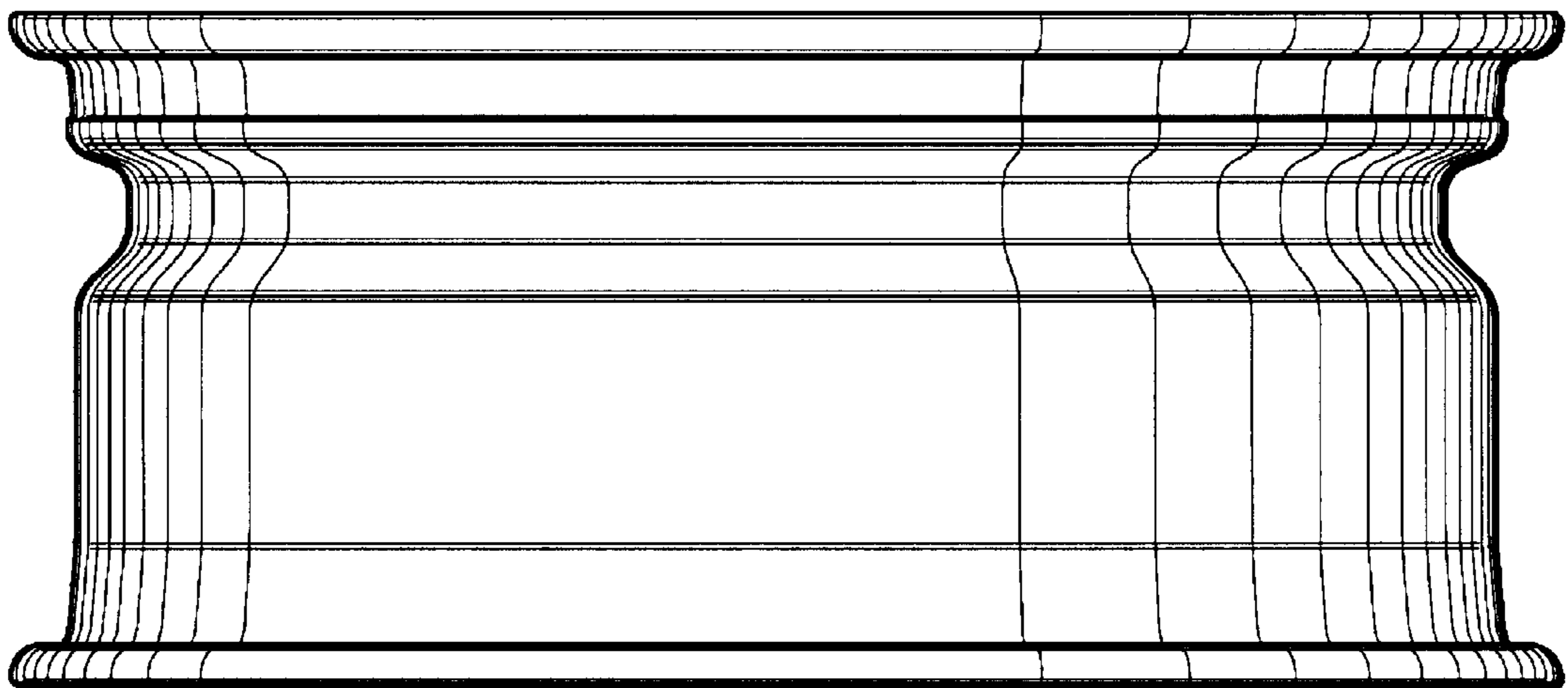


Fig. 5



Fig. 6




Fig. 7


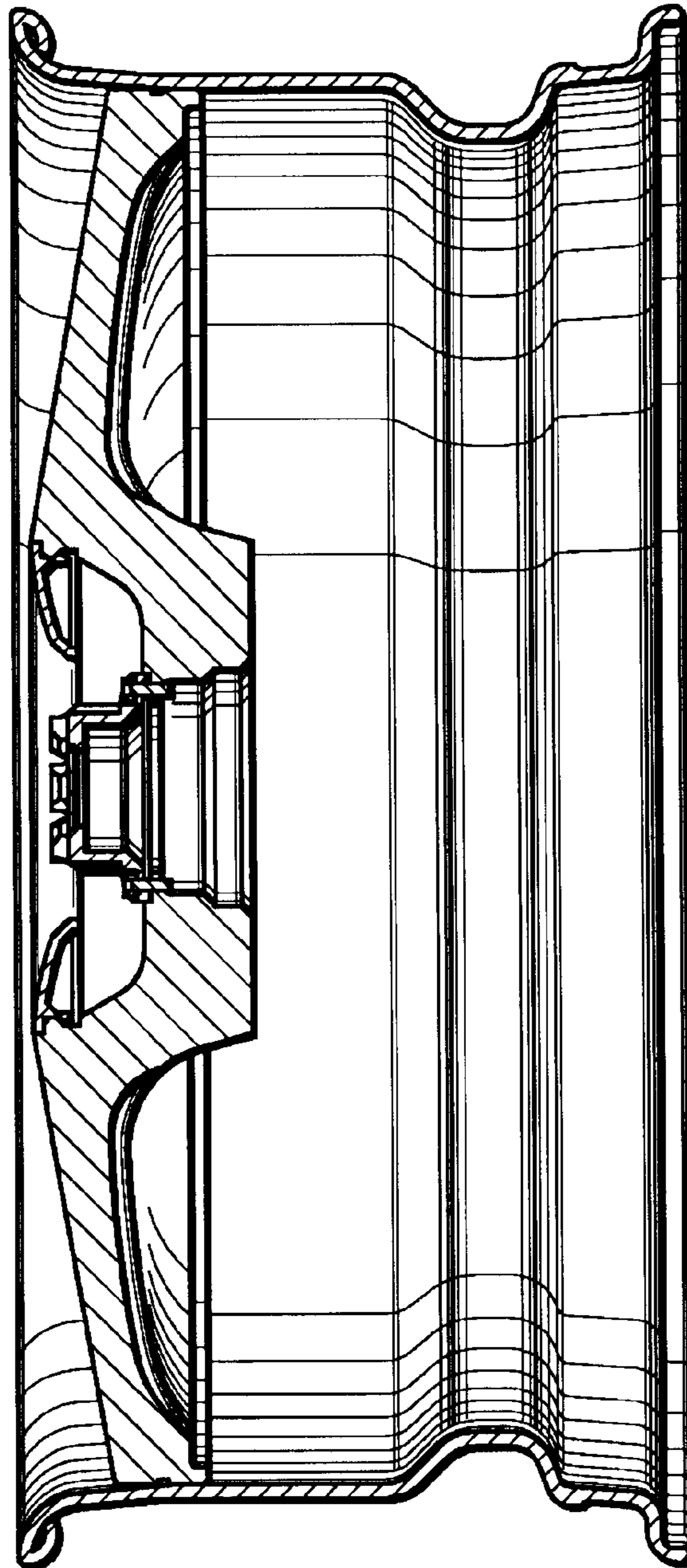


Fig. 8



UNITED STATES PATENT AND TRADEMARK OFFICE
CERTIFICATE OF CORRECTION

PATENT NO. : Des. 488,763 S
DATED : April 20, 2004
INVENTOR(S) : Toshinori Takechi

Page 1 of 3

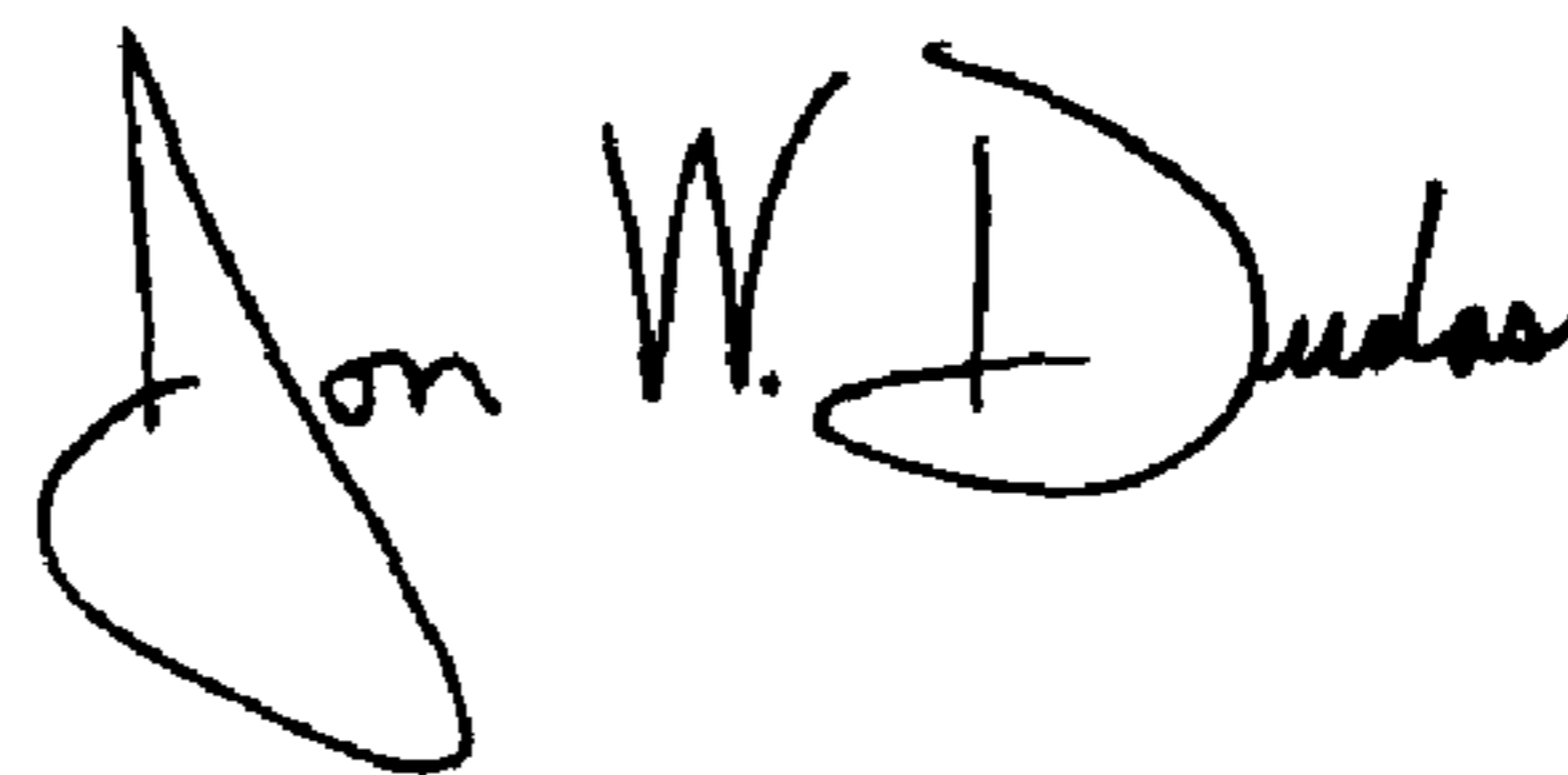
It is certified that error appears in the above-identified patent and that said Letters Patent is hereby corrected as shown below:

The title page should be deleted to appear as per attached title page

The sheet of drawing consisting of figure 2 should be deleted to appear as per attached figure 2.

Signed and Sealed this

Twenty-fourth Day of August, 2004

A handwritten signature in black ink that reads "Jon W. Dudas". The signature is written in a cursive style with a large, looped initial "J".

JON W. DUDAS
Director of the United States Patent and Trademark Office

(12) **United States Design Patent** (10) **Patent No.:** **US D488,763 S**
Takechi (45) **Date of Patent:** **** Apr. 20, 2004**

(54) **VEHICLE WHEEL**
 (75) **Inventor:** Toshinori Takechi, Matsuyama (JP)
 (73) **Assignee:** Takechi Project Co., Ltd. (JP)
 (**) **Term:** 14 Years
 (21) **Appl. No.:** 29/163,427
 (22) **Filed:** Jul. 2, 2002
 (30) **Foreign Application Priority Data**
 Jan. 10, 2002 (JP) 2002-000378
 (51) **LOC (7) Cl.** 12-16
 (52) **U.S. Cl.** D12/211
 (58) **Field of Search** D12/204-211;
 301/37.101, 64.101, 65

D470,449 S * 2/2003 Bernoni D12/211
 D471,500 S * 3/2003 Kataoka D12/209

OTHER PUBLICATIONS

International Registered Design No. DM/049 966, Vehicle Wheel, published in Official Gazette CD-ROM No. Dec. 1999.

* cited by examiner

Primary Examiner—Stacia Cadmus
 (74) *Attorney, Agent, or Firm*—SAIDMAN DesignLaw Group

(57) **CLAIM**

The ornamental design for a vehicle wheel, as shown and described.

DESCRIPTION

FIG. 1 is a perspective view of a vehicle wheel showing my new design;
 FIG. 2 is a front elevational view thereof;
 FIG. 3 is a top plan view thereof;
 FIG. 4 is a bottom plan view thereof;
 FIG. 5 is a left side elevational view thereof;
 FIG. 6 is a right side elevational view thereof;
 FIG. 7 is a sectional view taken along a line 7—7 shown in FIG. 2; and,
 FIG. 8 is a sectional view taken along a line 8—8 shown in FIG. 2.

1 Claim, 8 Drawing Sheets

(56) **References Cited**
U.S. PATENT DOCUMENTS
 D208,543 S * 9/1967 Halibrand D12/211
 D361,976 S * 9/1995 Echazabal et al. D12/211
 D396,208 S * 7/1998 Baumgartner et al. D12/211
 D418,473 S * 1/2000 Chung D12/211
 D446,180 S * 8/2001 Sulahian et al. D12/211
 D448,712 S * 10/2001 Laengerer D12/209
 D449,267 S * 10/2001 Fitzgerald D12/211
 D458,208 S * 6/2002 Hartl D12/211
 D459,691 S * 7/2002 Takechi D12/211
 D466,466 S * 12/2002 Laengerer D12/211

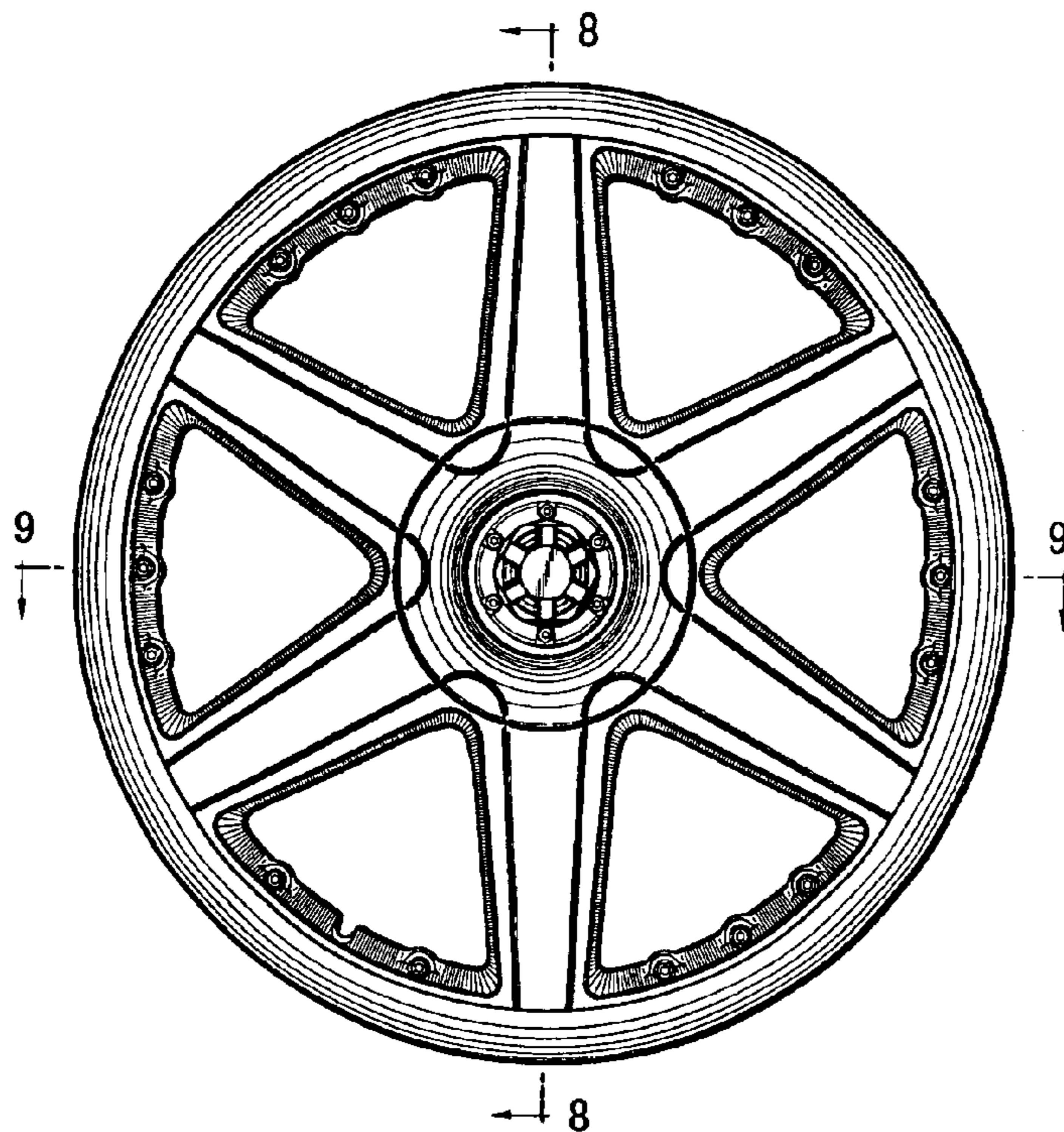
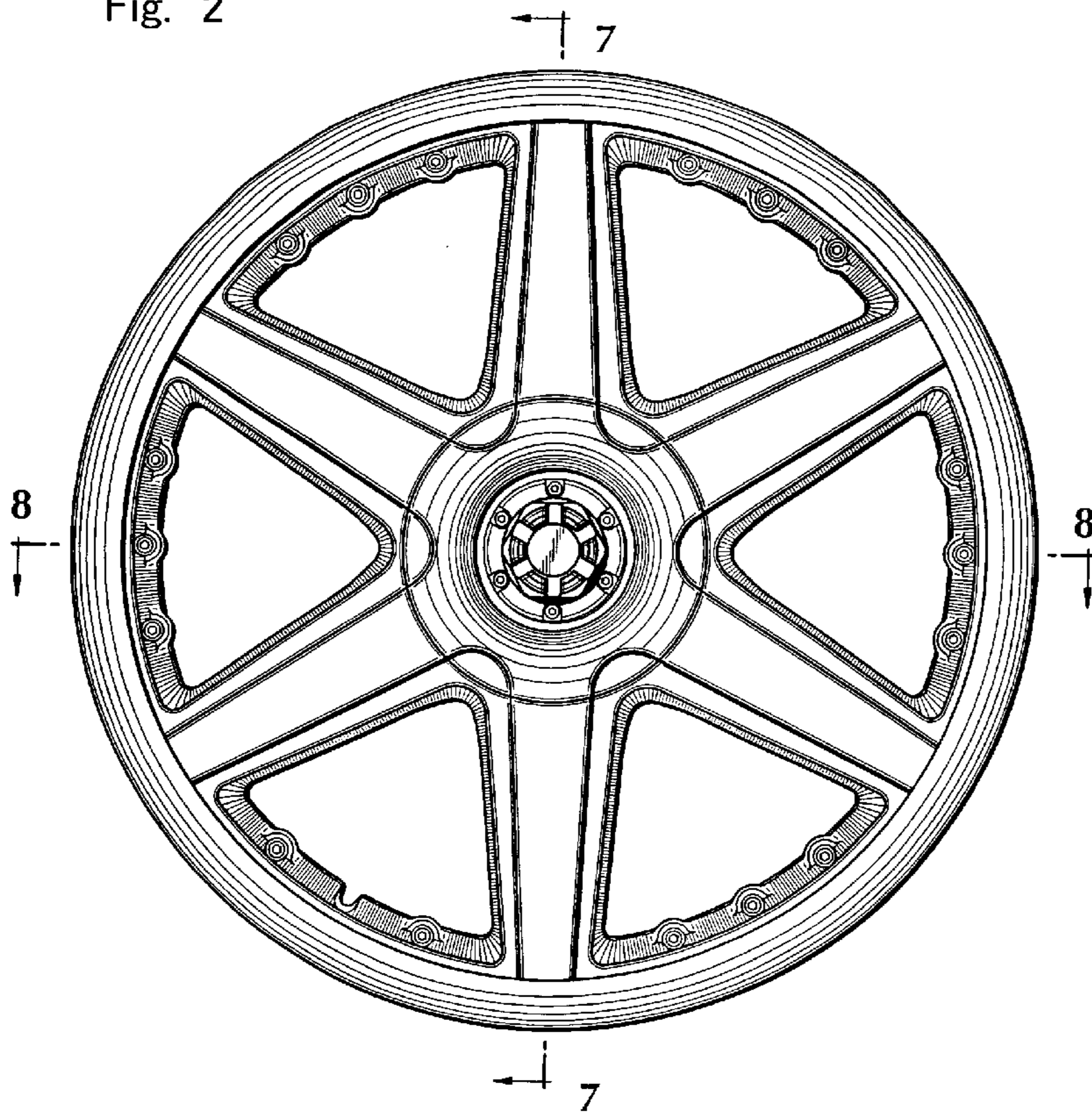


Fig. 2



UNITED STATES PATENT AND TRADEMARK OFFICE
CERTIFICATE OF CORRECTION

PATENT NO. : Des. 488,763 S
DATED : April 20, 2003
INVENTOR(S) : Toshinori Takechi

Page 1 of 3

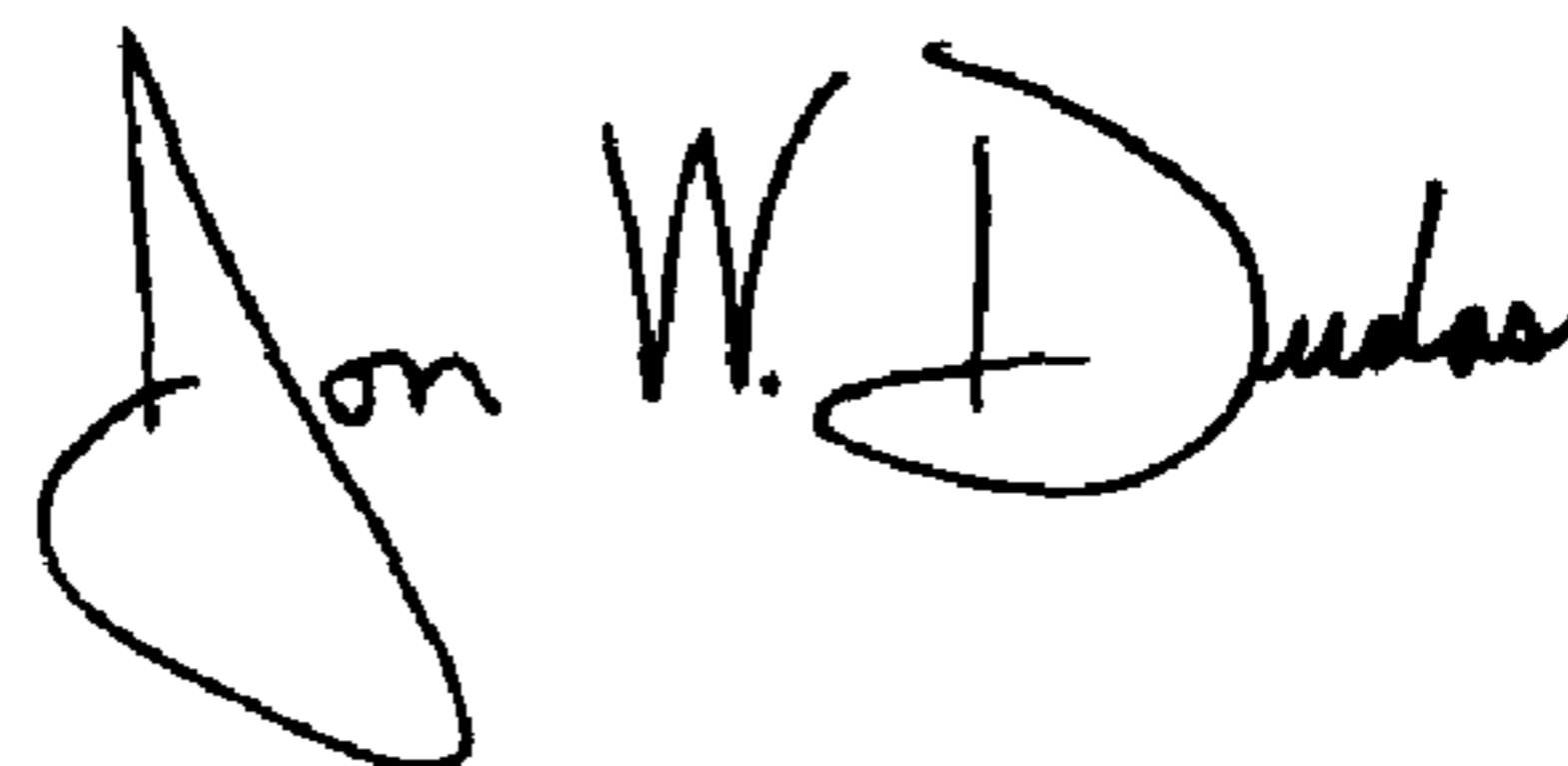
It is certified that error appears in the above-identified patent and that said Letters Patent is hereby corrected as shown below:

The title page should be deleted to appear as per attached title page

The sheet of drawing consisting of figure 2 should be deleted to appear as per attached figure 2.

Signed and Sealed this

Fourth Day of January, 2005

A handwritten signature in black ink that reads "Jon W. Dudas". The signature is written in a cursive style with a large, looped initial "J" and a stylized "D".

JON W. DUDAS
Director of the United States Patent and Trademark Office

(12) **United States Design Patent** (10) Patent No.: **US D488,763 S**
Takechi (45) Date of Patent: **** Apr. 20, 2004**

(54) **VEHICLE WHEEL**

D470,449 S * 2/2003 Bernoni D12/211
 D471,500 S * 3/2003 Kataoka D12/209

(75) Inventor: **Toshinori Takechi, Matsuyama (JP)**

OTHER PUBLICATIONS

(73) Assignee: **Takechi Project Co., Ltd. (JP)**

International Registered Design No. DM/049 966, Vehicle Wheel, published in Official Gazette CD-ROM No. Dec. 1999.

(**) Term: **14 Years**

* cited by examiner

(21) Appl. No.: **29/163,427**

Primary Examiner—Stacia Cadmus

(22) Filed: **Jul. 2, 2002**

(74) *Attorney, Agent, or Firm*—SAIDMAN DesignLaw Group

(30) **Foreign Application Priority Data**

Jan. 10, 2002 (JP) 2002-000378

(57) **CLAIM**

(51) **LOC (7) Cl.** **12-16**

The ornamental design for a vehicle wheel, as shown and described.

(52) **U.S. Cl.** **D12/211**

(58) **Field of Search** **D12/204-211;**
301/37.101, 64.101, 65

DESCRIPTION

(56) **References Cited**

FIG. 1 is a perspective view of a vehicle wheel showing my new design;
 FIG. 2 is a front elevational view thereof;
 FIG. 3 is a top plan view thereof;
 FIG. 4 is a bottom plan view thereof;
 FIG. 5 is a left side elevational view thereof;
 FIG. 6 is a right side elevational view thereof;
 FIG. 7 is a sectional view taken along a line 7—7 shown in FIG. 2; and,
 FIG. 8 is a sectional view taken along a line 8—8 shown in FIG. 2.

U.S. PATENT DOCUMENTS

D208,543 S	*	9/1967	Halibrand	D12/211
D361,976 S	*	9/1995	Echazabal et al.	D12/211
D396,208 S	*	7/1998	Baumgartner et al.	D12/211
D418,473 S	*	1/2000	Chung	D12/211
D446,180 S	*	8/2001	Sulahian et al.	D12/211
D448,712 S	*	10/2001	Laengerer	D12/209
D449,267 S	*	10/2001	Fitzgerald	D12/211
D458,208 S	*	6/2002	Hartl	D12/211
D459,691 S	*	7/2002	Takechi	D12/211
D466,466 S	*	12/2002	Laengerer	D12/211

1 Claim, 8 Drawing Sheets

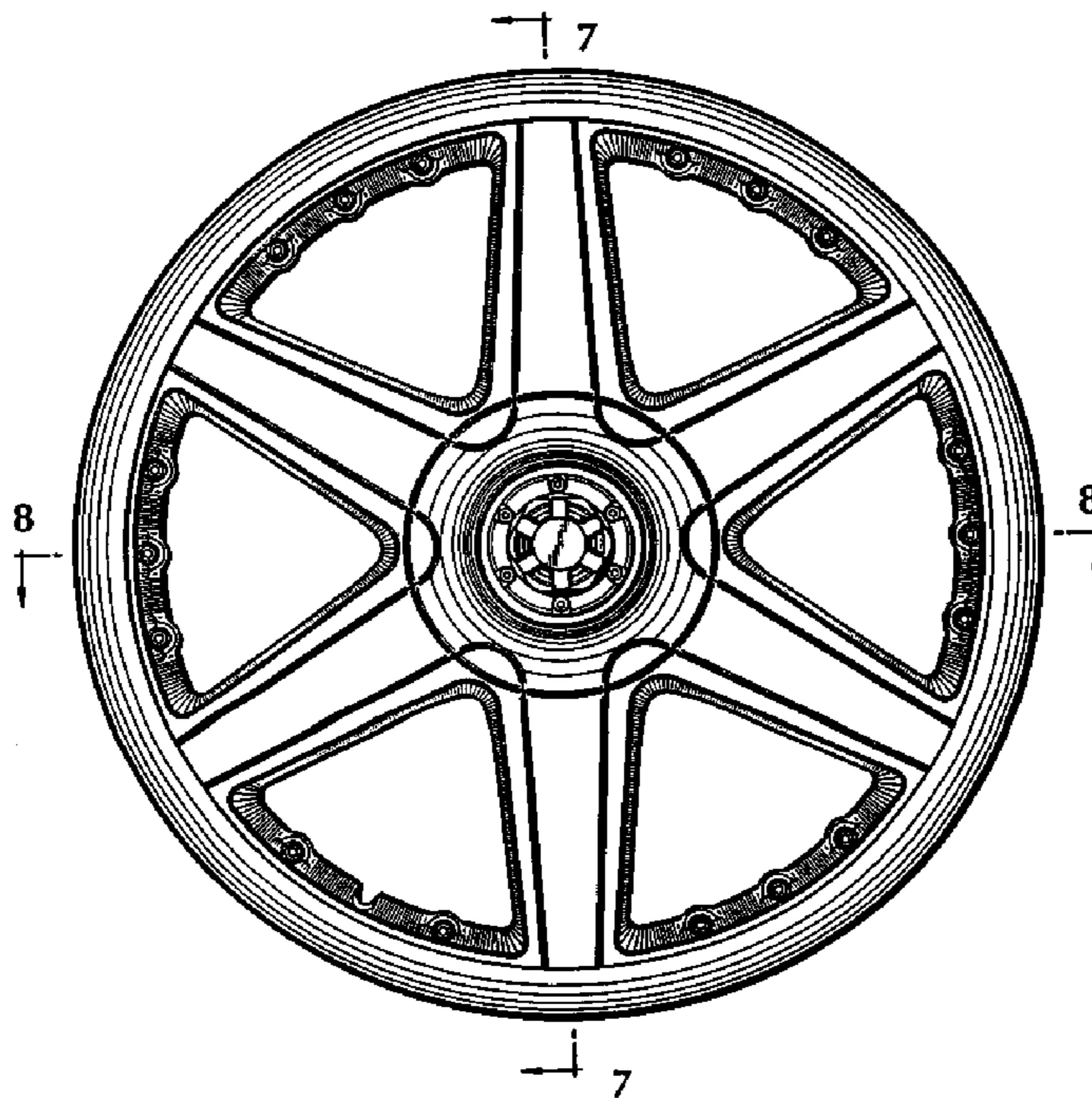
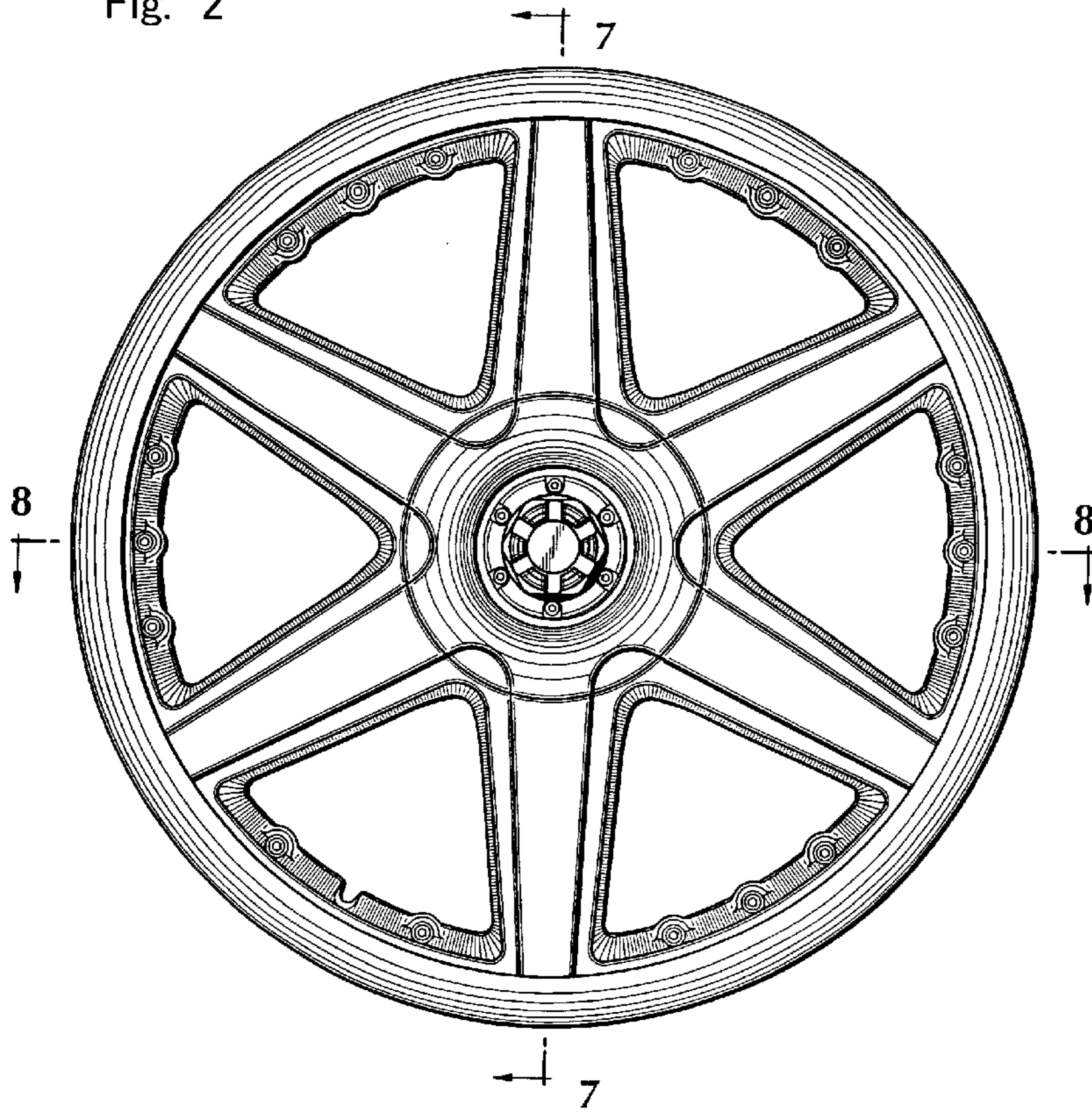


Fig. 2



UNITED STATES PATENT AND TRADEMARK OFFICE
CERTIFICATE OF CORRECTION

PATENT NO. : Des. 488,763 S
DATED : April 20, 2004
INVENTOR(S) : Toshinori Takechi

Page 1 of 9

It is certified that error appears in the above-identified patent and that said Letters Patent is hereby corrected as shown below:

The sheets of drawings consisting of Figures 1-8 should be deleted to appear as per attached Figures 1-8.

Signed and Sealed this

Twenty-second Day of November, 2005

A handwritten signature in black ink on a light gray dotted background. The signature reads "Jon W. Dudas" in a cursive style.

JON W. DUDAS

Director of the United States Patent and Trademark Office

Fig. 1

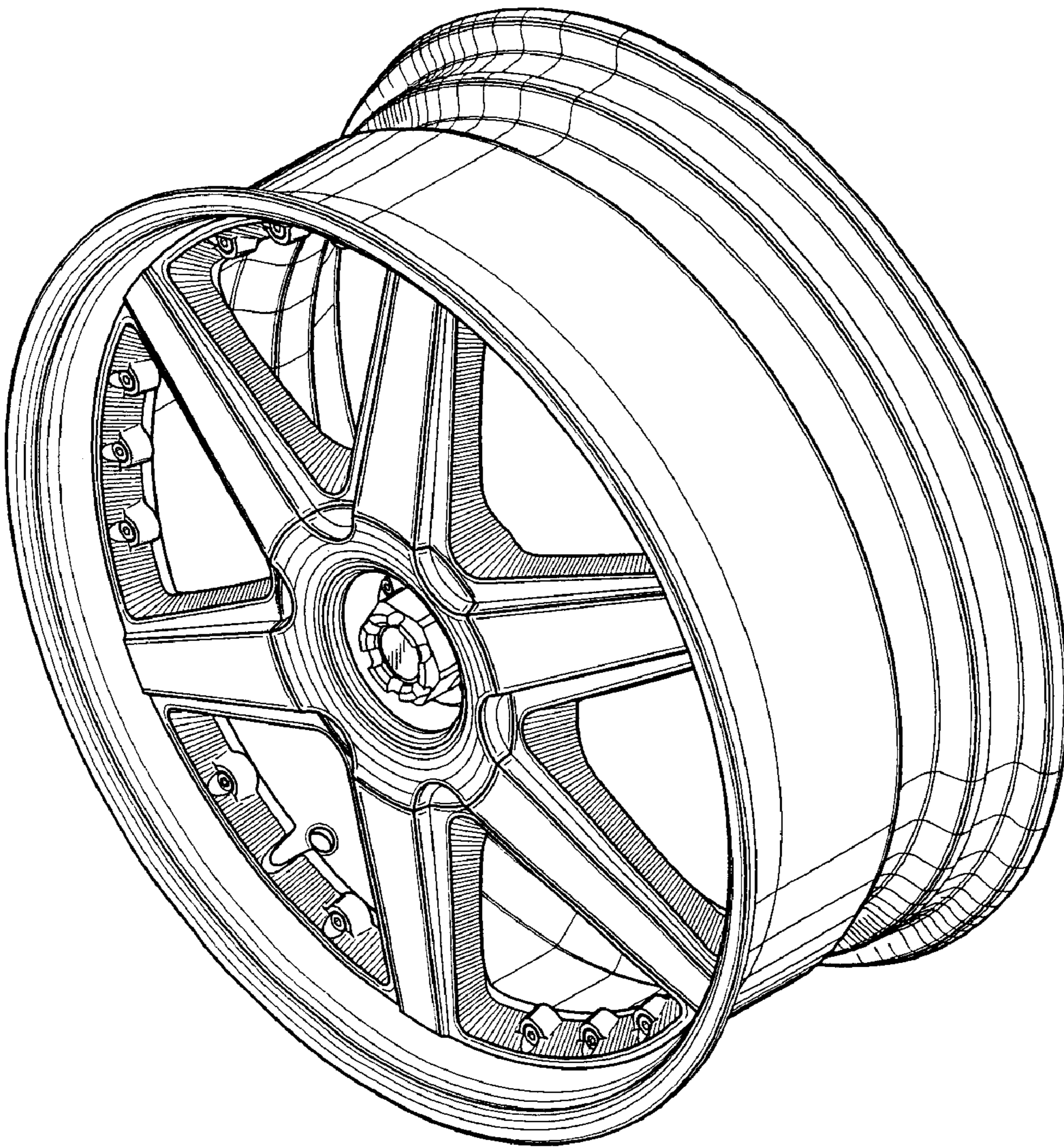


Fig. 2

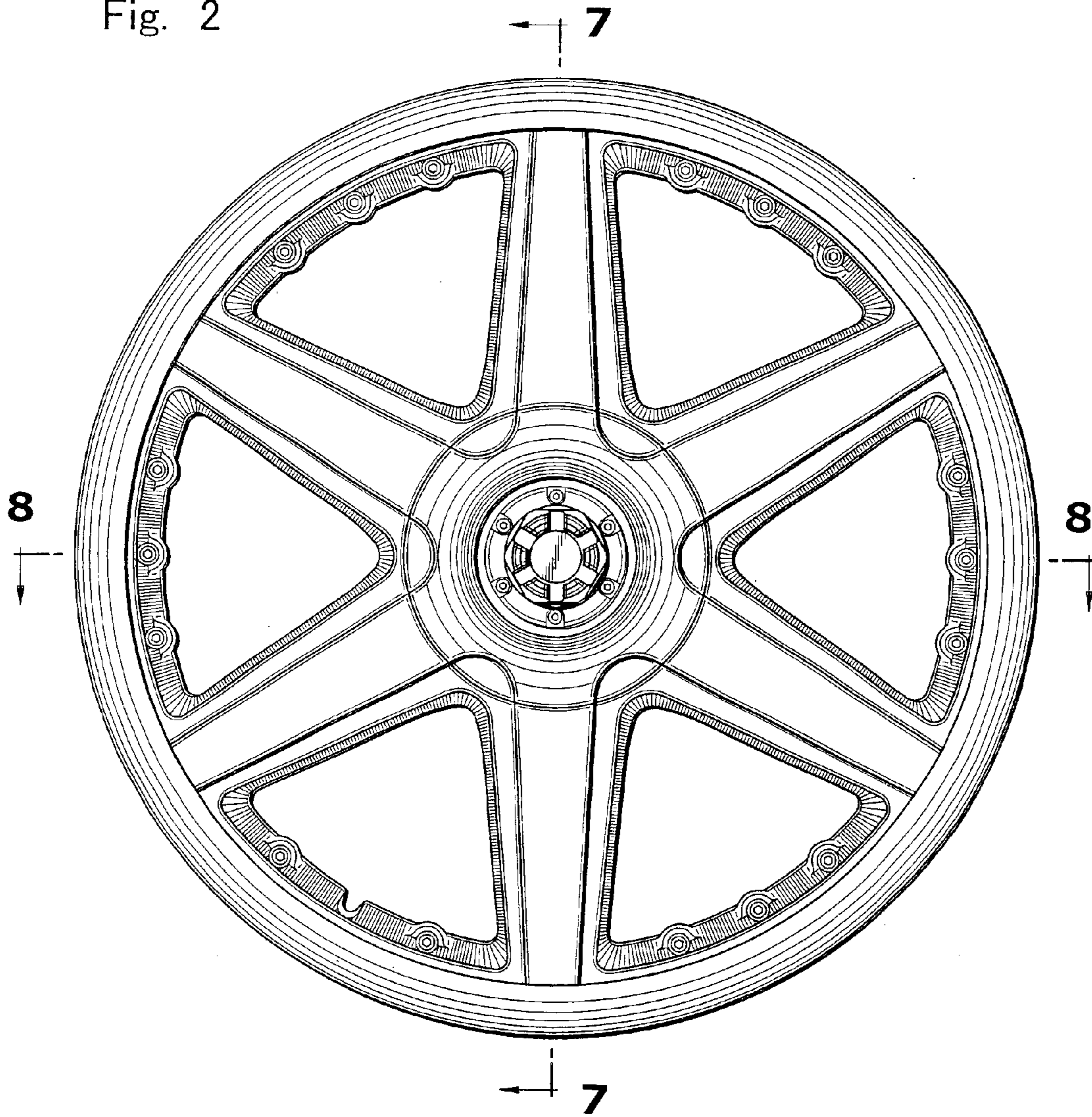


Fig. 3




Fig. 4

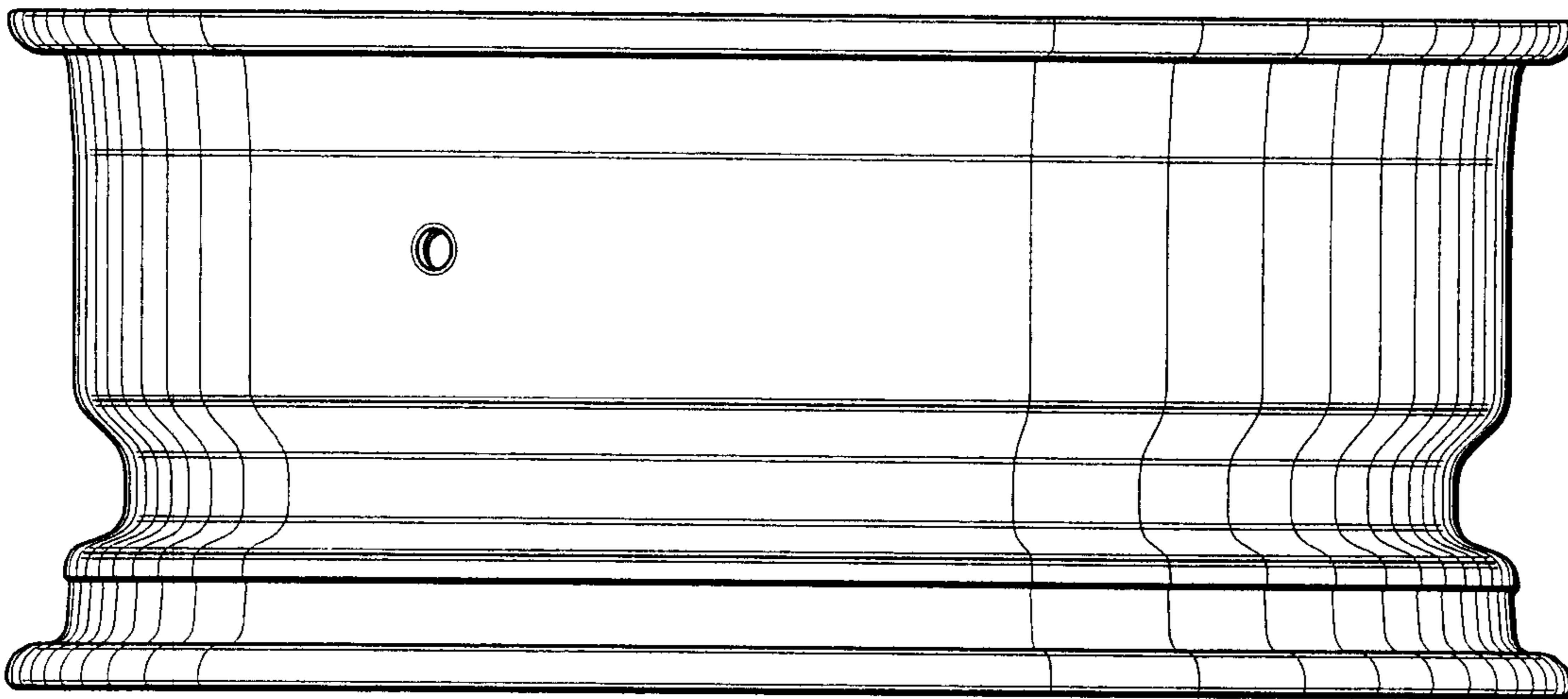


Fig. 5




Fig. 6

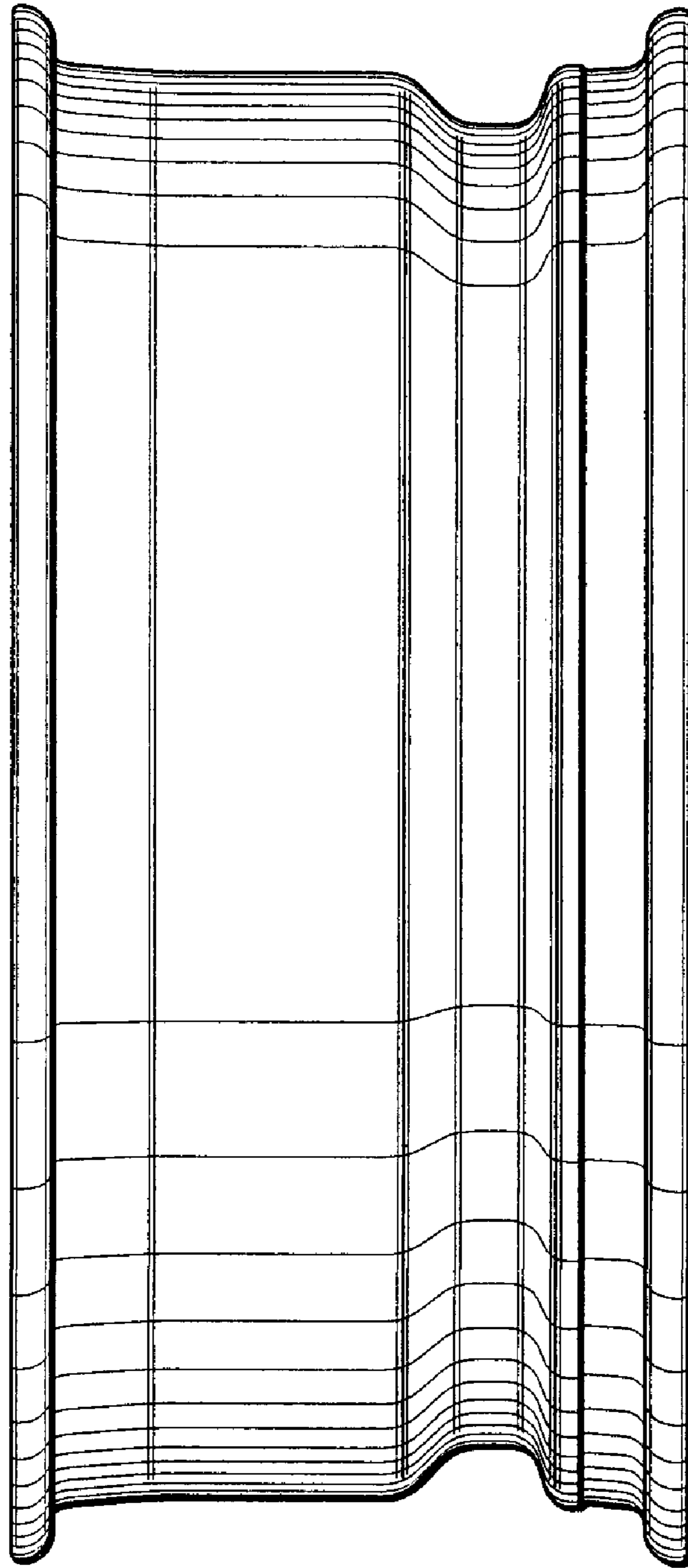


Fig. 7

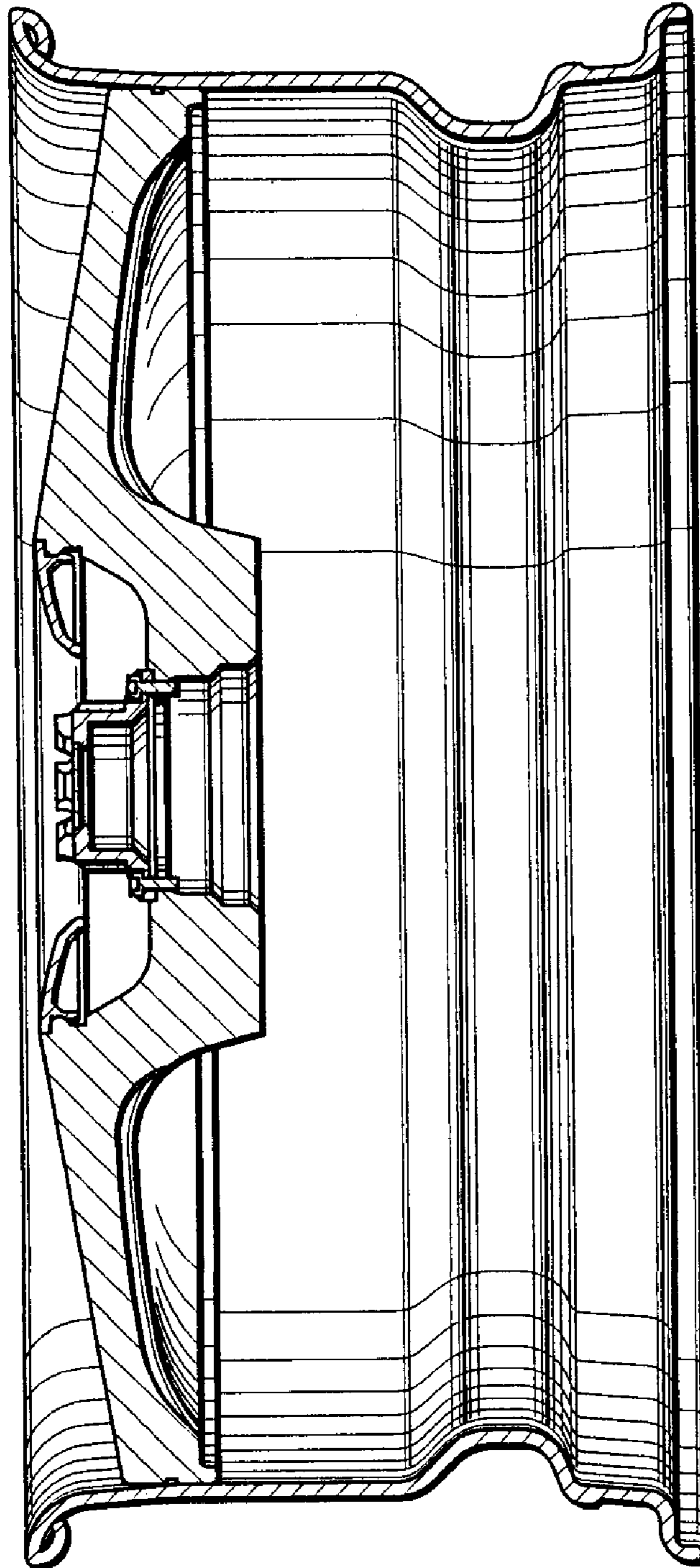


Fig. 8

