



US00D488760S

(12) **United States Design Patent**  
**Kato**

(10) **Patent No.:** **US D488,760 S**

(45) **Date of Patent:** **\*\* Apr. 20, 2004**

(54) **WHEEL FOR AUTOMOBILES**

D440,535 S \* 4/2001 Penzes ..... D12/211  
D472,196 S \* 3/2003 Edwards, III ..... D12/209

(75) Inventor: **Chiaki Kato**, Wako (JP)

**FOREIGN PATENT DOCUMENTS**

(73) Assignee: **Honda Giken Kogyo Kabushiki Kaisha**, Tokyo (JP)

JP 894440 3/1994  
JP 971377 1/1997  
JP 1071060 5/2000

(\*\*) Term: **14 Years**

**OTHER PUBLICATIONS**

(21) Appl. No.: **29/155,946**

DM/020 318, Aug. 2, 1991, *International Designs Bulletin*, p. 3792.

(22) Filed: **Feb. 22, 2002**

(30) **Foreign Application Priority Data**

Sep. 3, 2001 (JP) ..... 2001-025818

\* cited by examiner

*Primary Examiner*—Stacia Cadmus

(51) **LOC (7) Cl.** ..... **12-16**

(74) *Attorney, Agent, or Firm*—Arent Fox Kintner Plotkin & Kahn, PLLC

(52) **U.S. Cl.** ..... **D12/209**

(58) **Field of Search** ..... D12/204–211;  
301/37.101, 64.101, 65

(57) **CLAIM**

The ornamental design for a wheel for automobiles, as shown and described.

(56) **References Cited**

**DESCRIPTION**

**U.S. PATENT DOCUMENTS**

D199,054 S \* 9/1964 Golata et al. .... D12/211  
D213,315 S \* 2/1969 Reid ..... D12/211  
D241,830 S \* 10/1976 Patch ..... D12/211  
D275,665 S \* 9/1984 de Vries ..... D12/211  
D298,527 S \* 11/1988 Lorisner ..... D12/211  
D316,073 S \* 4/1991 Koch ..... D12/211  
D371,533 S \* 7/1996 Castiglione ..... D12/209  
D375,478 S \* 11/1996 Pfeiffer ..... D12/209  
D414,154 S \* 9/1999 Carter ..... D12/209  
D419,517 S 1/2000 Sacco et al. .... D12/211  
D438,500 S \* 3/2001 Embrador ..... D12/209

FIG. 1 is a front view of a wheel showing my new design.  
FIG. 2 is a rear view thereof.  
FIG. 3 is a left side view thereof.  
FIG. 4 is a right side view thereof.  
FIG. 5 is a plan view thereof.  
FIG. 6 is a bottom view thereof.  
FIG. 7 is a front, left side perspective view thereof.  
FIG. 8 is a rear, right side perspective view thereof; and,  
FIG. 9 is an enlarged perspective view of a portion thereof.

**1 Claim, 5 Drawing Sheets**





FIG.1



FIG.2






FIG.3




FIG.4






FIG.5




FIG.6






FIG.7



FIG.8






FIG.9

