



US00D488755S

(12)

United States Design Patent
Kulla

(10)

Patent No.: **US D488,755 S**

(45)

Date of Patent: **** Apr. 20, 2004**

(54) **SURFACE CONFIGURATION OF AN EXHAUST PIPE FOR A VEHICLE**

(75) Inventor: **Matthias Kulla**, Leonberg (DE)

(73) Assignee: **Dr. Ing. h.c.F. Porsche Aktiengesellschaft**, Stuttgart (DE)

(**) Term: **14 Years**

(21) Appl. No.: **29/178,250**

(22) Filed: **Mar. 25, 2003**

(30) **Foreign Application Priority Data**
Sep. 28, 2002 (DE) 4 02 08 088

(51) **LOC (7) Cl.** **12-16**

(52) **U.S. Cl.** **D12/194**

(58) **Field of Search** D12/194, 110, D12/400; 181/227, 228, 247-249, 277-280, 282; D15/5; 60/313, 302, 323; 138/103, 109, 37-39

(56) **References Cited**
U.S. PATENT DOCUMENTS

D159,862 S	*	8/1950	Russell	D12/194
D159,863 S	*	8/1950	Russell	D12/194
D180,886 S	*	8/1957	Russell	D12/194
D184,642 S	*	3/1959	Russell	D12/194
D423,436 S	*	4/2000	Larson	D12/194
D465,755 S	*	11/2002	Gilli	D12/194

D473,175 S * 4/2003 Gilli D12/194
D473,176 S * 4/2003 Gilli D12/194
D473,833 S * 4/2003 Gilli D12/194

* cited by examiner

Primary Examiner—Stacia Cadmus
(74) *Attorney, Agent, or Firm*—Crowell & Moring LLP

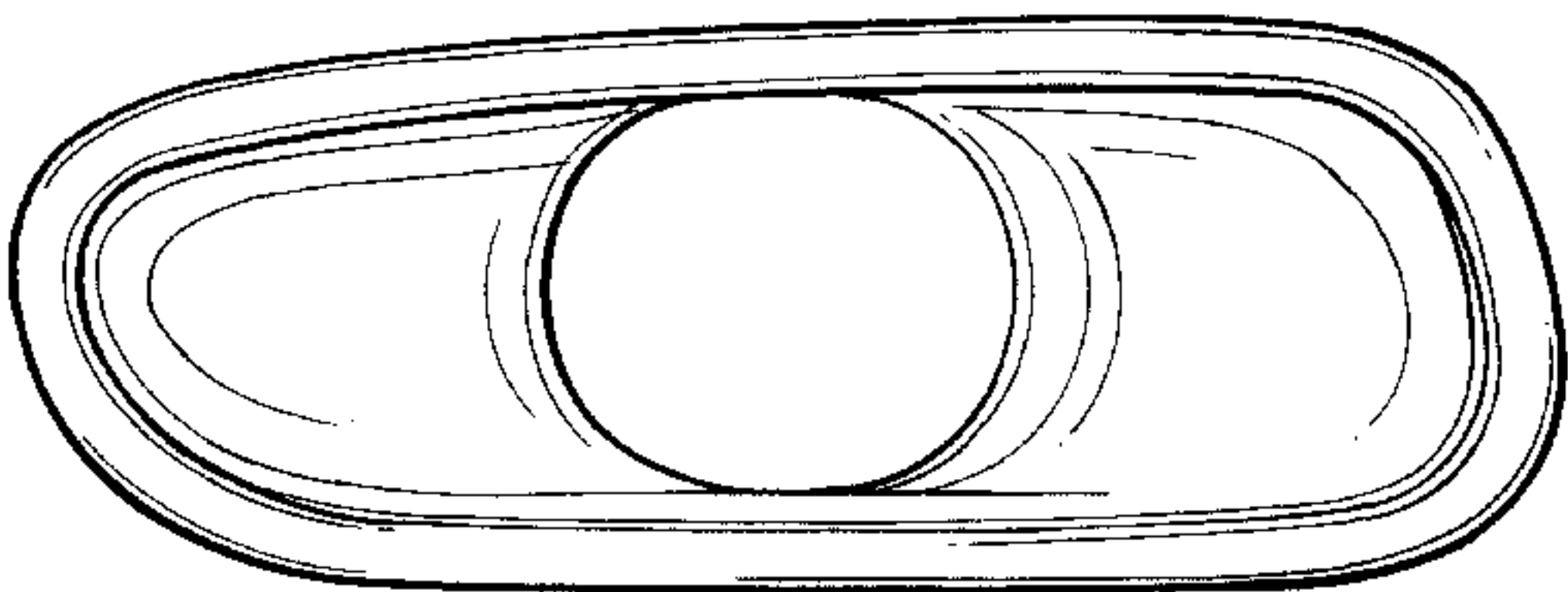
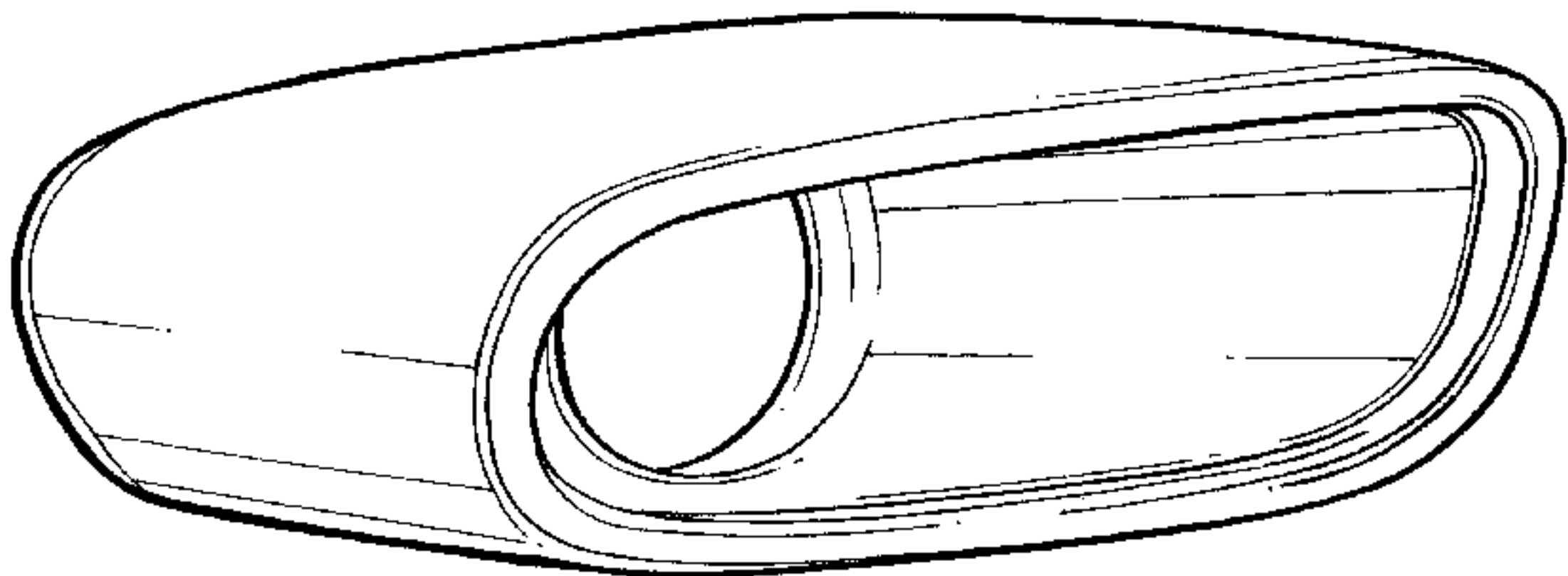
(57) **CLAIM**

The ornamental design for the surface configuration of an exhaust pipe for a vehicle, as shown and described.

DESCRIPTION

FIG. 1 is a front, left perspective view of a surface configuration of an exhaust pipe for a vehicle according to my novel design;
FIG. 2 is a front view of the surface configuration of an exhaust pipe for a vehicle according to my novel design;
FIG. 3 is a left side view of the surface configuration of an exhaust pipe for a vehicle according to my novel design;
FIG. 4 is a right side view of the surface configuration of an exhaust pipe for a vehicle according to my novel design;
FIG. 5 is a top view of the surface configuration of an exhaust pipe for a vehicle according to my novel design; and,
FIG. 6 is a bottom view of the surface configuration of an exhaust pipe for a vehicle according to my novel design. The broken line showing of environment is for illustrative purposes only and forms no part of the claimed design.

1 Claim, 3 Drawing Sheets



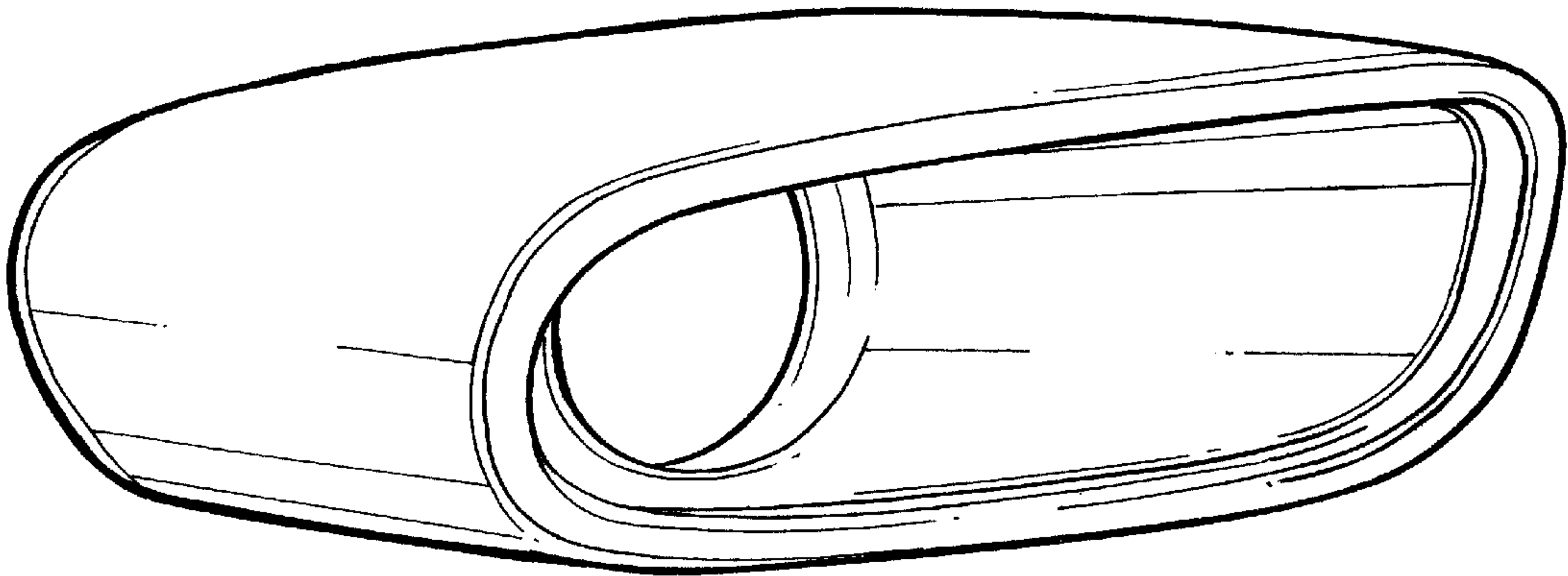


FIG. 1

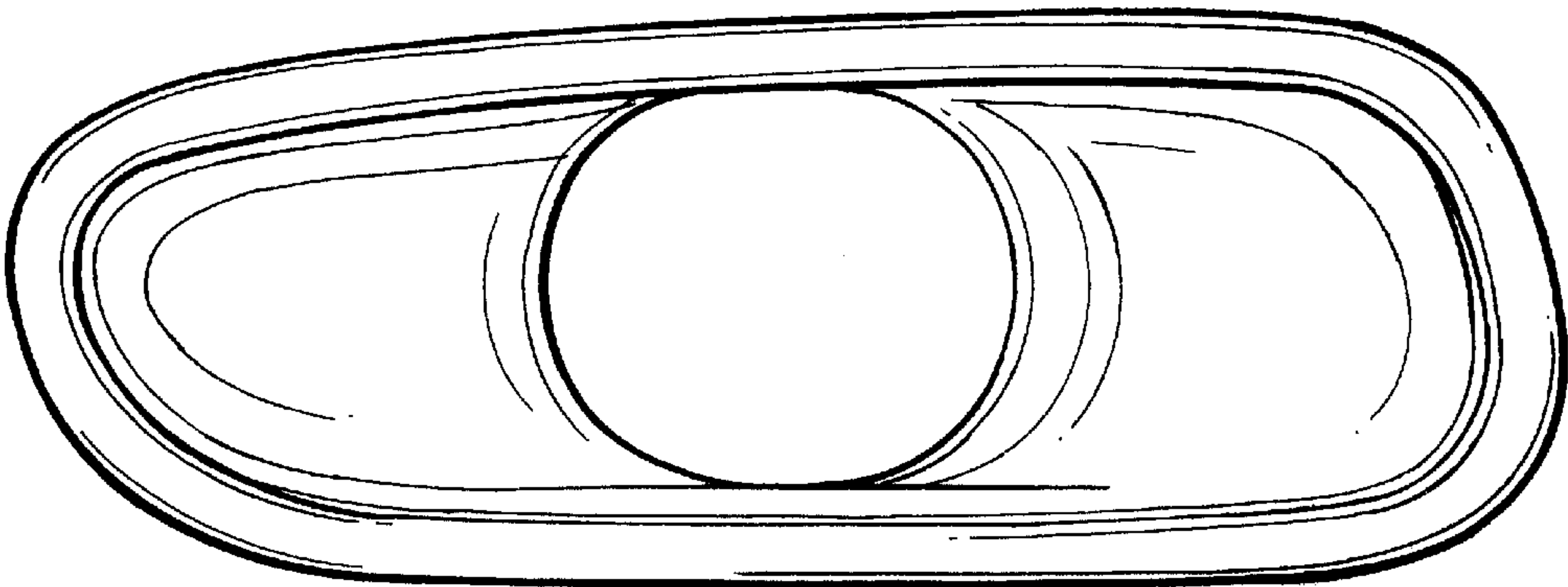


FIG. 2




FIG. 3




FIG. 4

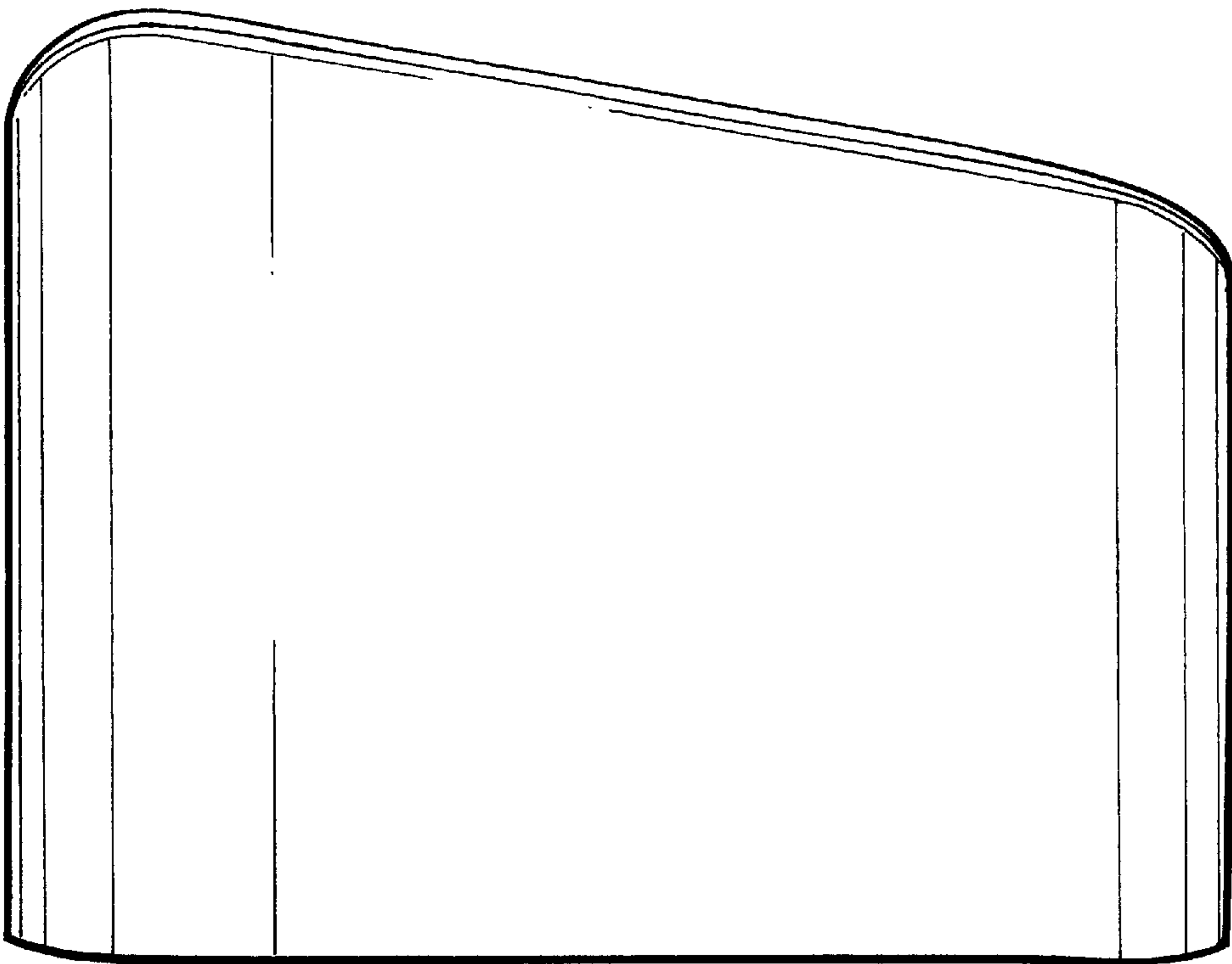


FIG. 5

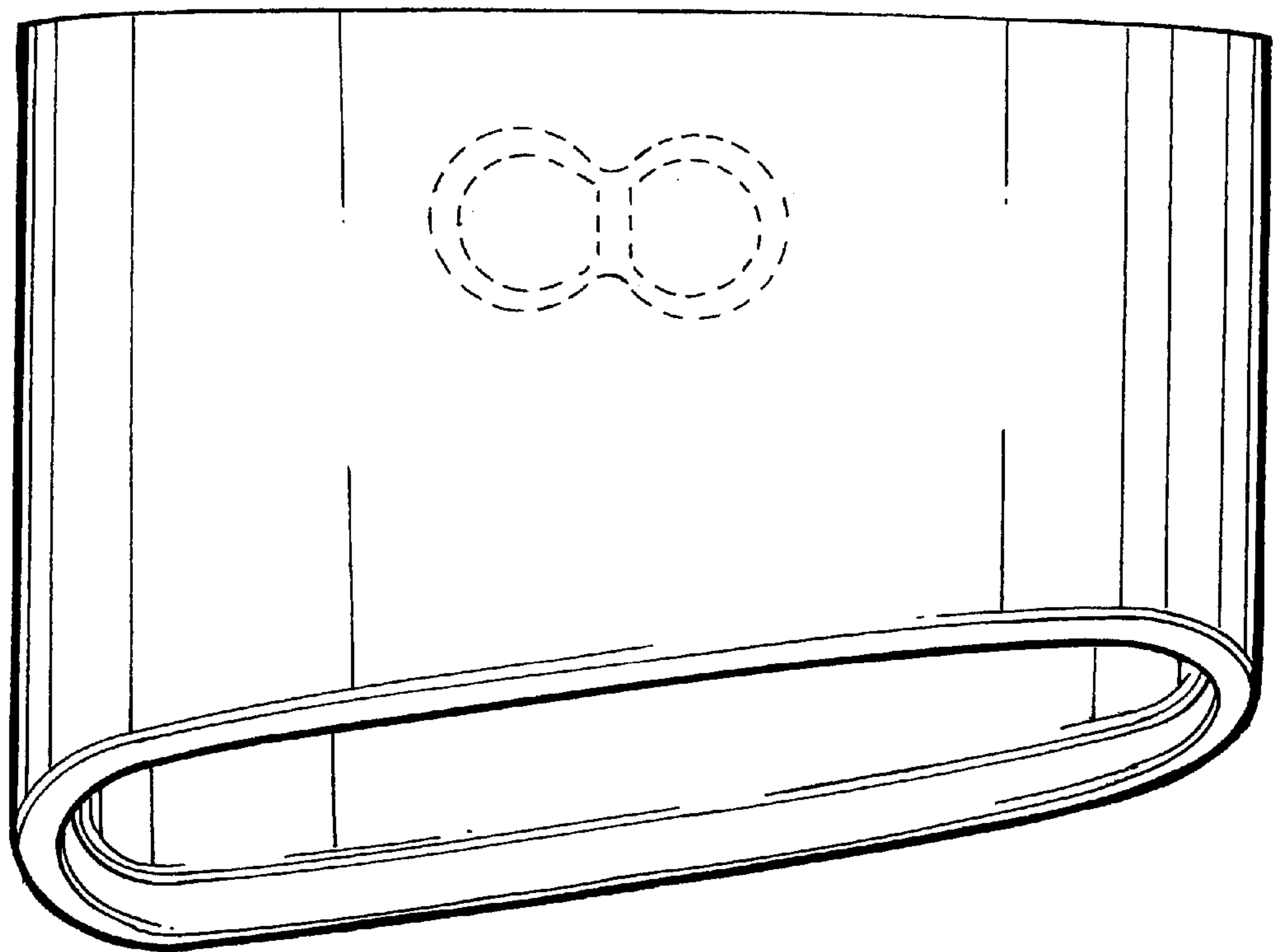


FIG. 6