



US00D488719S

(12) **United States Design Patent**  
**Evans et al.**

(10) **Patent No.:** **US D488,719 S**  
(45) **Date of Patent:** **\*\* Apr. 20, 2004**

(54) **BOTTLE PORTION**  
(75) Inventors: **Susan Evans**, Chicago, IL (US); **Susan L. Colten**, Wilmette, IL (US); **Arla Gomberg**, Chicago, IL (US); **LaTres Jarrett**, Chicago, IL (US); **Stephen R. Kline**, Schererville, IN (US)  
(73) Assignee: **Stokely-Van Camp, Inc.**, Chicago, IL (US)

D446,126 S	8/2001	Bretz et al.	.....	D9/538
D447,956 S	9/2001	Bretz et al.	.....	D9/553
D448,673 S	10/2001	Bretz et al.	.....	D9/538
D448,997 S	10/2001	Allen et al.	.....	D9/520
D454,500 S	3/2002	Bretz et al.	.....	D9/538
D457,060 S	5/2002	Bretz et al.	.....	D9/434
D461,412 S	* 8/2002	Bretz et al.	.....	D9/502
D461,418 S	8/2002	Lichtman et al.	.....	D9/539
D465,158 S	* 11/2002	Peek et al.	.....	D9/538
D471,452 S	3/2003	Bretz et al.	.....	D9/434

(\*\*) Term: **14 Years**  
(21) Appl. No.: **29/160,348**

\* cited by examiner  
*Primary Examiner*—Sandra L. Morris  
(74) *Attorney, Agent, or Firm*—Lars S. Johnson

(22) Filed: **May 9, 2002**  
(51) **LOC (7) Cl.** ..... **09-01**  
(52) **U.S. Cl.** ..... **D9/434; D9/502; D9/538**  
(58) **Field of Search** ..... D9/300, 500-502, D9/516, 519-520, 530, 537-539, 541-543, 548-459, 551-552, 556-559, 564, 569-570, 434; 215/379-383, 400

(57) **CLAIM**  
The ornamental design for a bottle portion, as shown and described.

(56) **References Cited**

U.S. PATENT DOCUMENTS

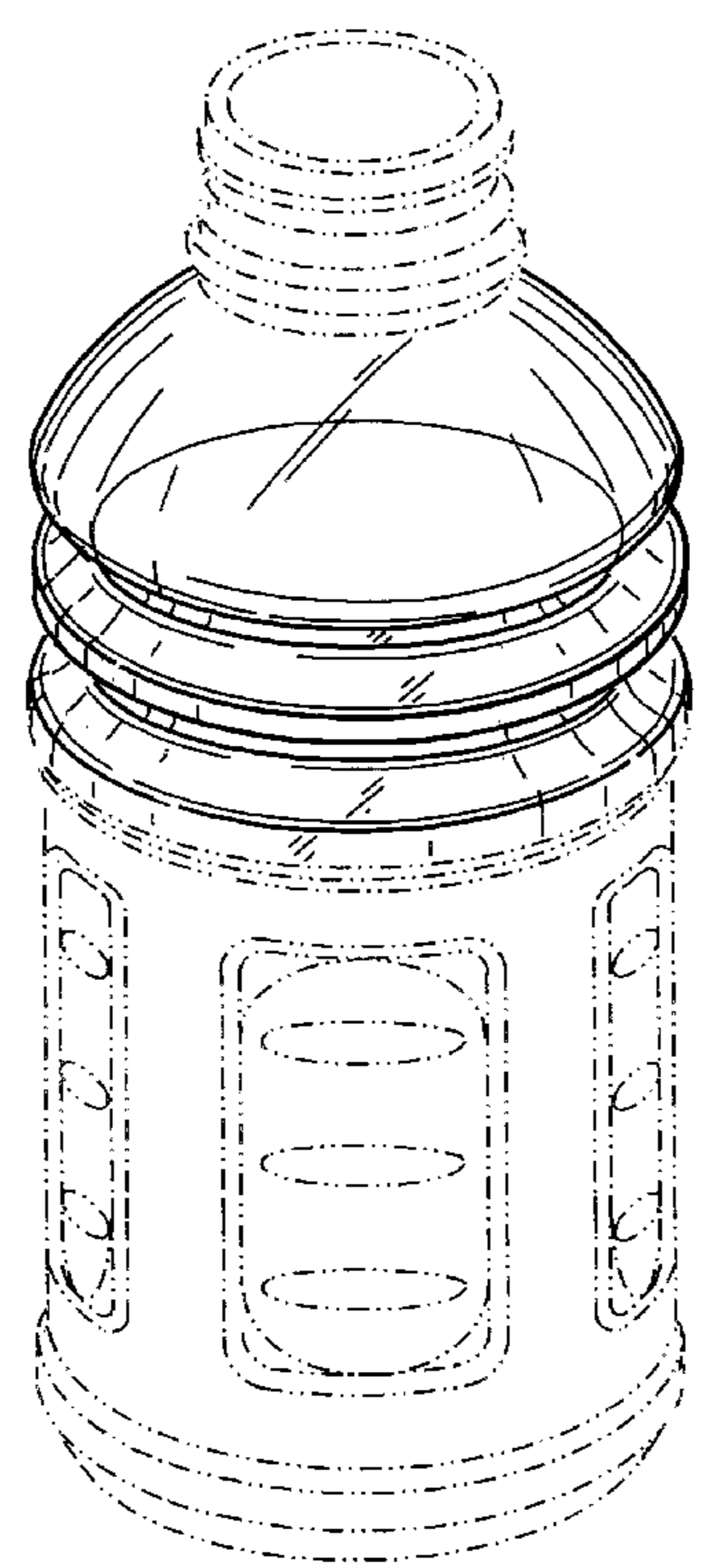
D243,816 S	3/1977	Achenbach	.....	D7/15
D269,500 S	6/1983	Bit	.....	D9/350
D295,381 S	4/1988	Papa	.....	D9/392
D392,894 S	* 3/1998	Steih et al.	.....	D9/542
D421,720 S	* 3/2000	Eberle et al.	.....	D9/500
D434,664 S	12/2000	Bretz et al.	.....	D9/520
D437,555 S	* 2/2001	Di Canio et al.	.....	D9/434
D445,334 S	7/2001	Bretz et al.	.....	D9/434

**DESCRIPTION**

FIG. 1 is a perspective view of the bottle portion showing our new design;  
FIG. 2 is a front elevational view of the bottle portion depicted in FIG. 1, the rear and side elevational views being identical;  
FIG. 3 is a top view of the bottle portion depicted in FIG. 2; and,  
FIG. 4 is a bottom view of the bottle portion depicted in FIG. 2.

The broken line environmental showing is for illustrative purposes only, and does not form part of the claimed design.

**1 Claim, 2 Drawing Sheets**



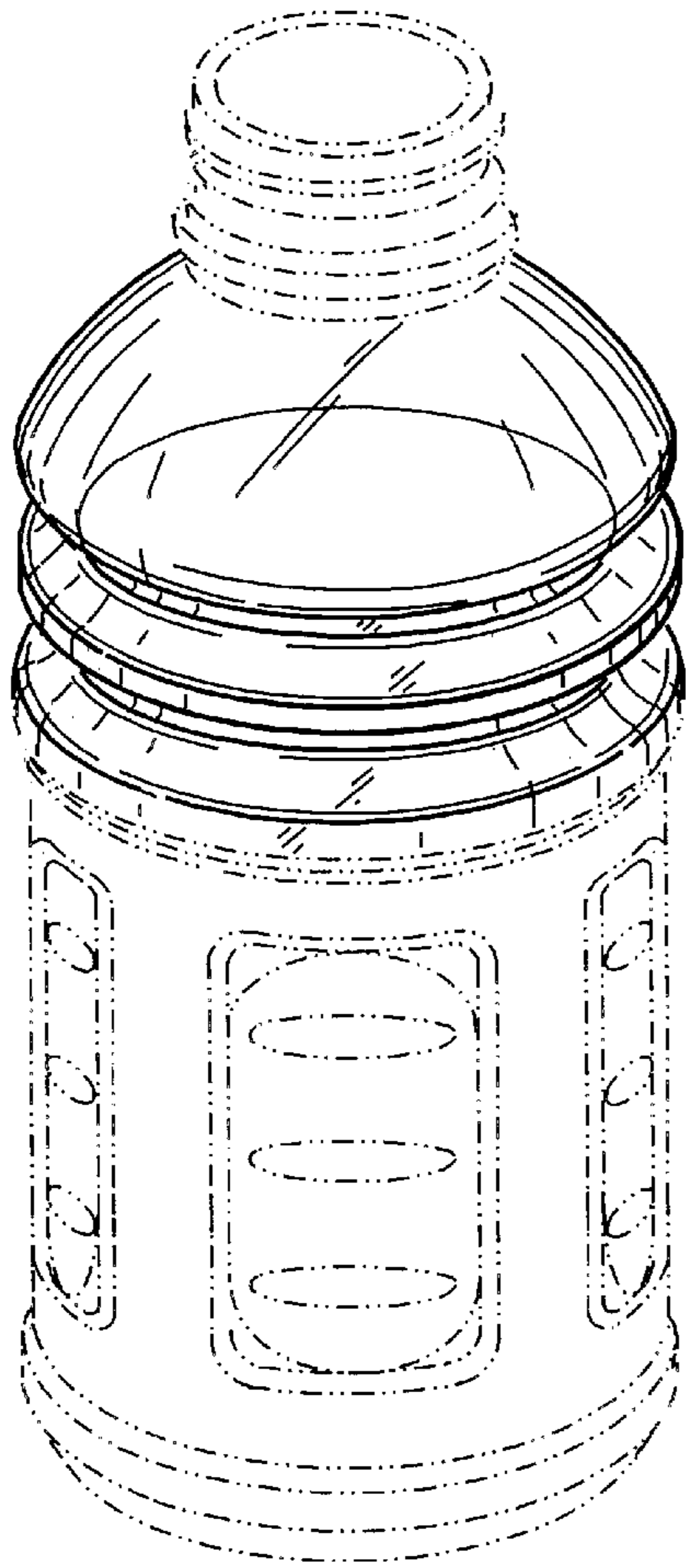


FIG. 1

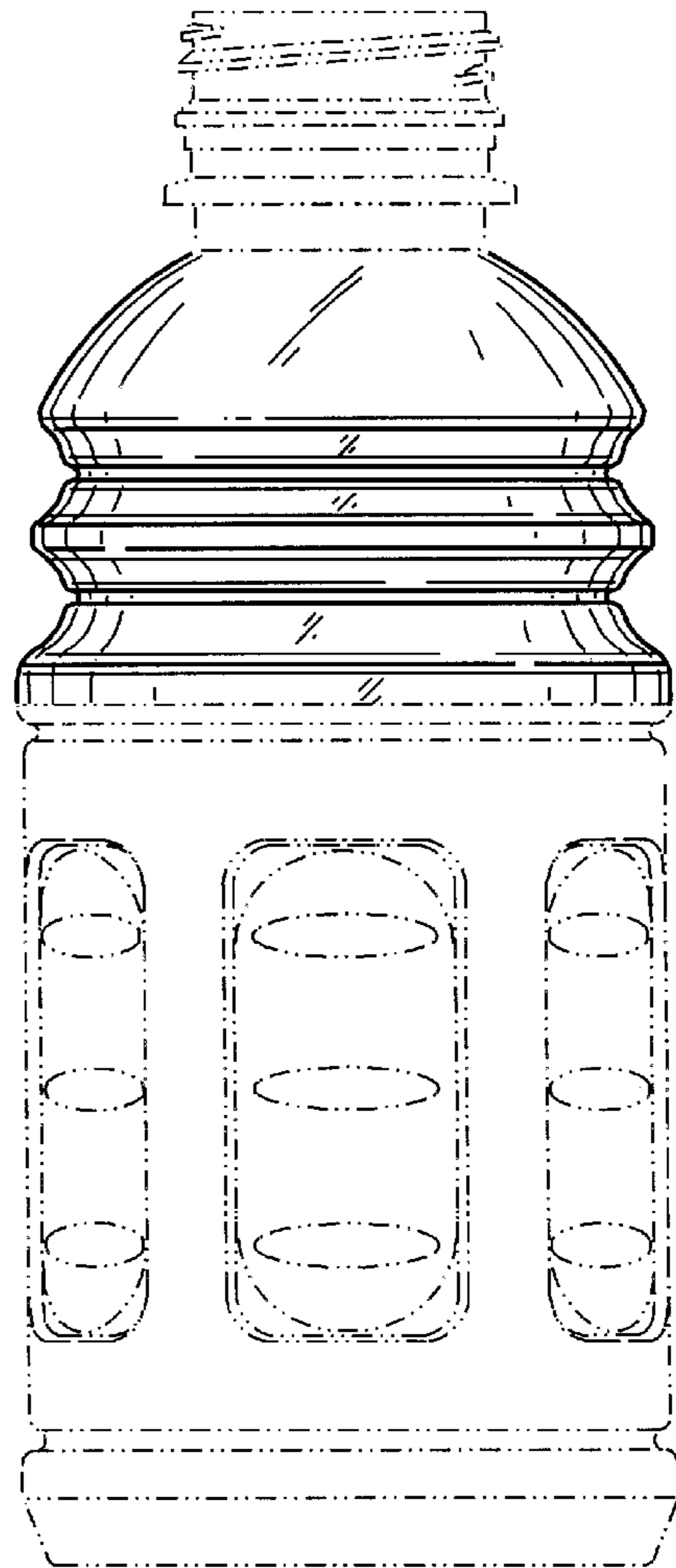


FIG. 2

FIG. 3

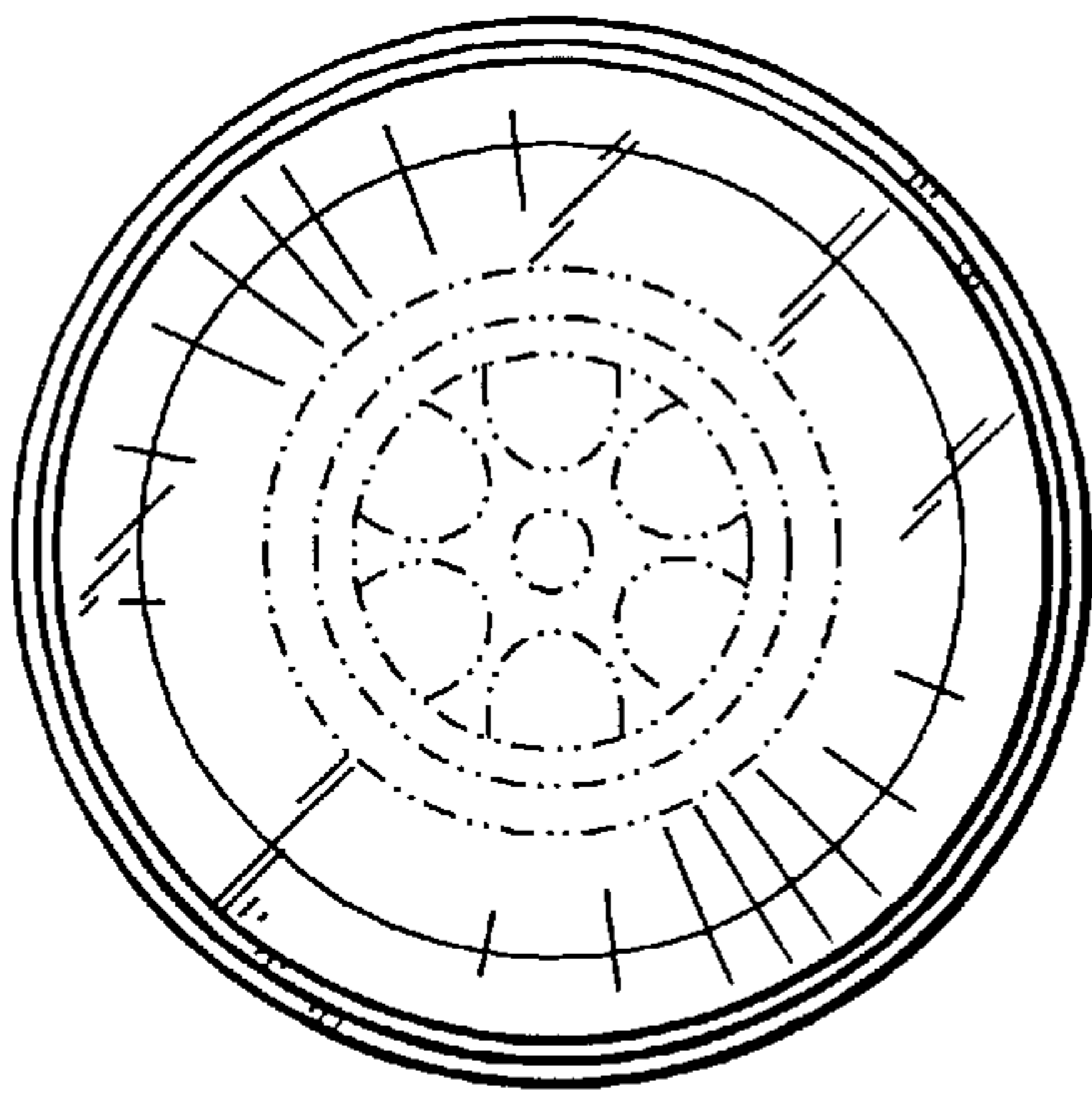


FIG. 4

