



US00D488718S

(12) **United States Design Patent**
Passerini

(10) **Patent No.:** **US D488,718 S**

(45) **Date of Patent:** **** Apr. 20, 2004**

(54) **TRAY WITH COVER**

(75) Inventor: **José Luis Passerini**, Buenos Aires (AG)

(73) Assignee: **Bandex S.A.**, Buenos Aires (AG)

(**) Term: **14 Years**

(21) Appl. No.: **29/177,060**

(22) Filed: **Mar. 3, 2003**

(30) **Foreign Application Priority Data**

Sep. 4, 2002 (AG) 70355

(51) **LOC (7) Cl.** **09-03**

(52) **U.S. Cl.** **D9/425; D9/425**

(58) **Field of Search** D9/414, 424, 425, D9/426, 428, 429, 341; D7/619, 602, 641; 229/400, 406, 407, 938, 902, 903, 905, 906, 116.1, 108; 220/4.21-4.27, 556, 669-675, 656-659; 426/106; 206/508, 515

(56) **References Cited**

U.S. PATENT DOCUMENTS

D133,867 S	*	9/1942	Chaplin	D9/429
3,154,215 A	*	10/1964	Vesconte	229/406
D259,543 S	*	6/1981	Commisso et al.	D9/426
RE32,739 E	*	8/1988	Terauds	229/406
4,974,738 A	*	12/1990	Kidd et al.	220/4.24
5,211,302 A	*	5/1993	Tiramani	220/4.25

D341,316 S		11/1993	Fritz et al.	
5,607,709 A		3/1997	Fritz et al.	
D379,431 S		5/1997	Mangla	
D394,807 S		6/1998	Krupa et al.	
5,897,011 A	*	4/1999	Brilliant et al. 220/4.25
D409,910 S	*	5/1999	Hayes et al. D9/429
D439,160 S	*	3/2001	Abayhan et al. D9/429
D444,382 S	*	7/2001	Hayes et al. D9/429

* cited by examiner

Primary Examiner—Prashakar Deshmukh

(74) *Attorney, Agent, or Firm*—Fross Zelnick Lehrman & Zissu, P.C.; David I. Greenbaum

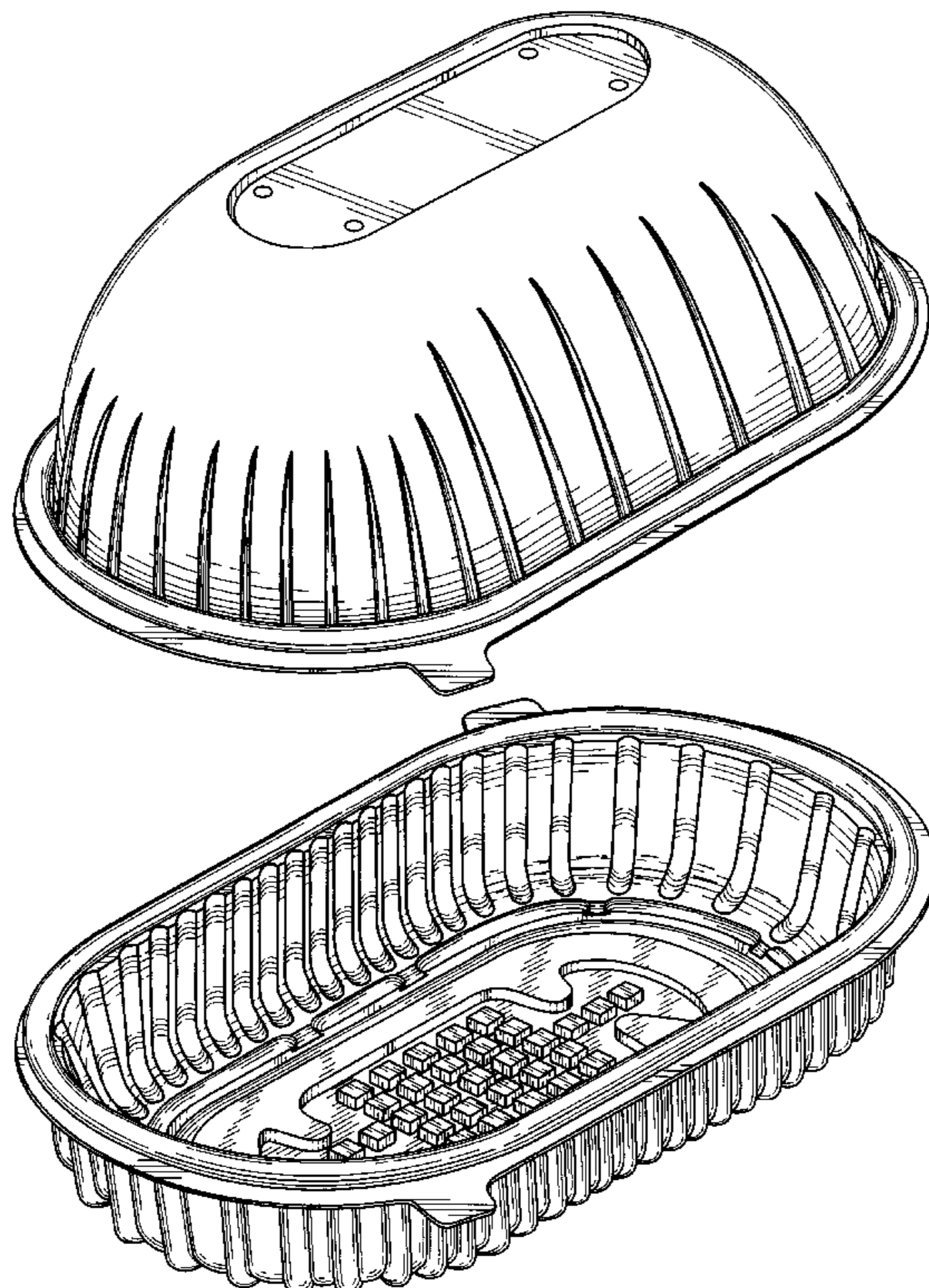
(57) **CLAIM**

The ornamental design for tray with cover, as shown and described.

DESCRIPTION

FIG. 1 is a perspective view of a tray with cover in an opened position;
 FIG. 2 is a front view of the tray with cover, as shown in FIG. 1, showing the tray with cover in a closed position, the back view being an identical image thereof;
 FIG. 3 is a top view of the tray with cover, as shown in FIG. 2;
 FIG. 4 is a bottom view of the tray with cover, as shown in FIG. 2; and,
 FIG. 5 is a right side view of the tray with cover, as shown in FIG. 2, the left side view being an identical image thereof.

1 Claim, 3 Drawing Sheets



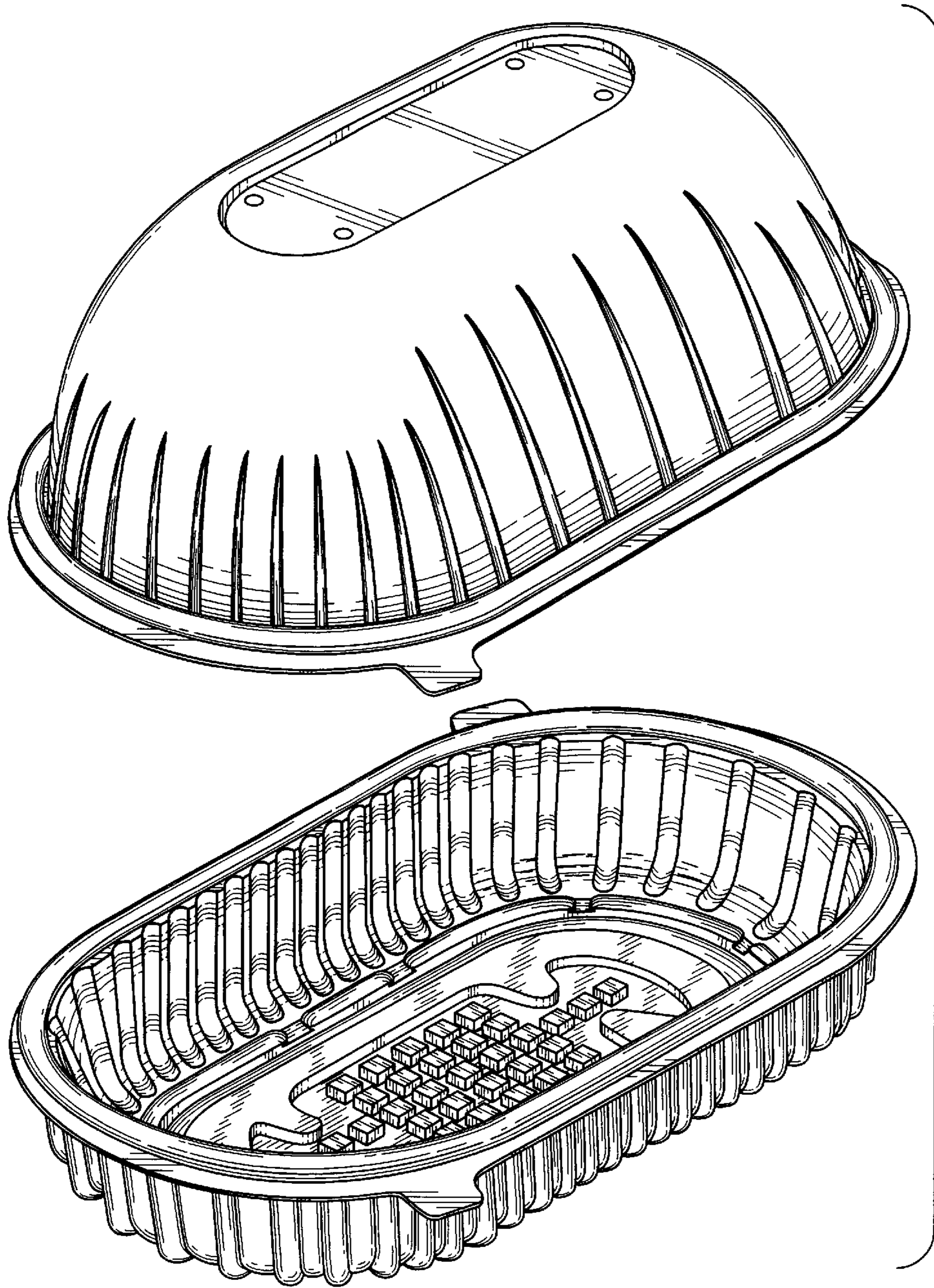


FIG. 1

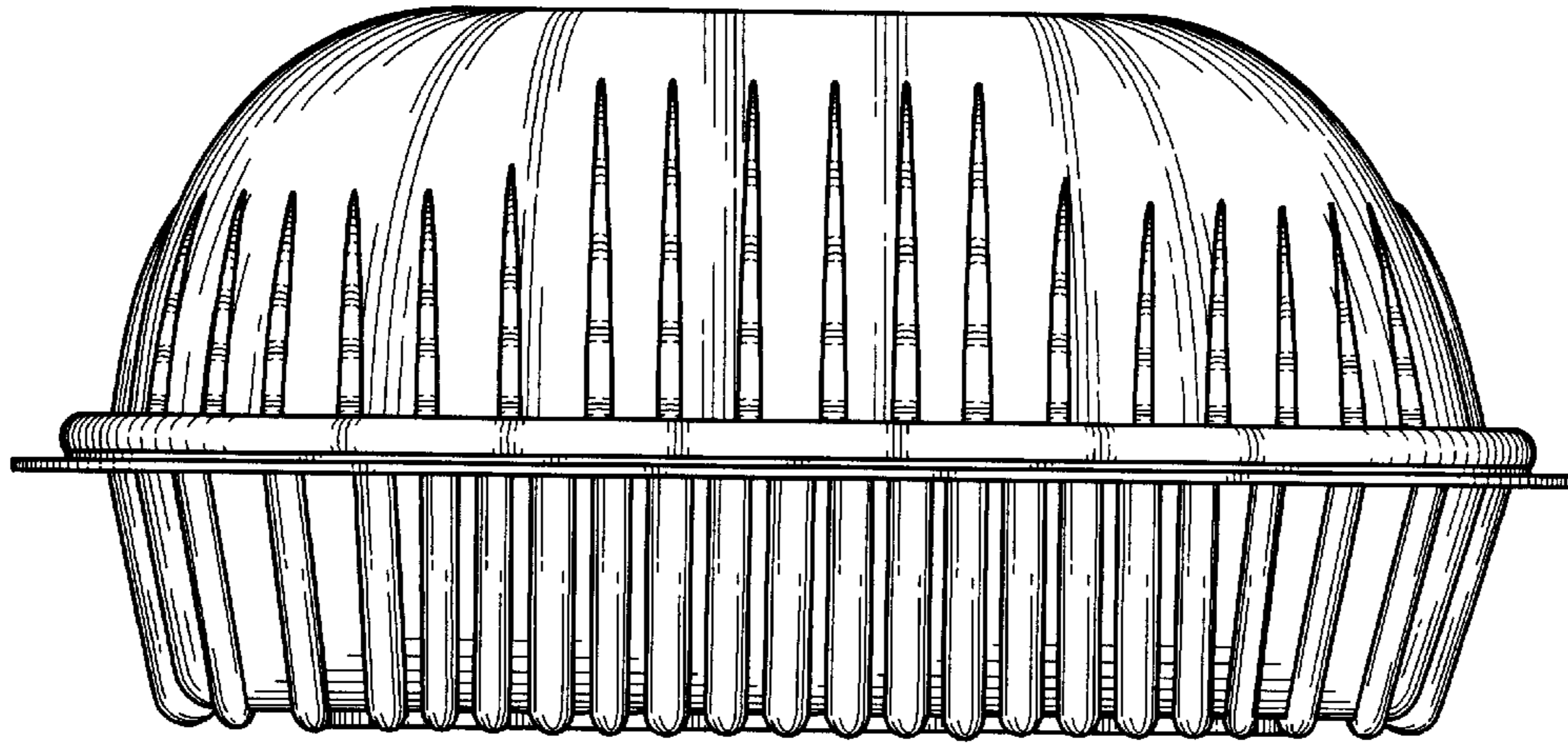


FIG. 2

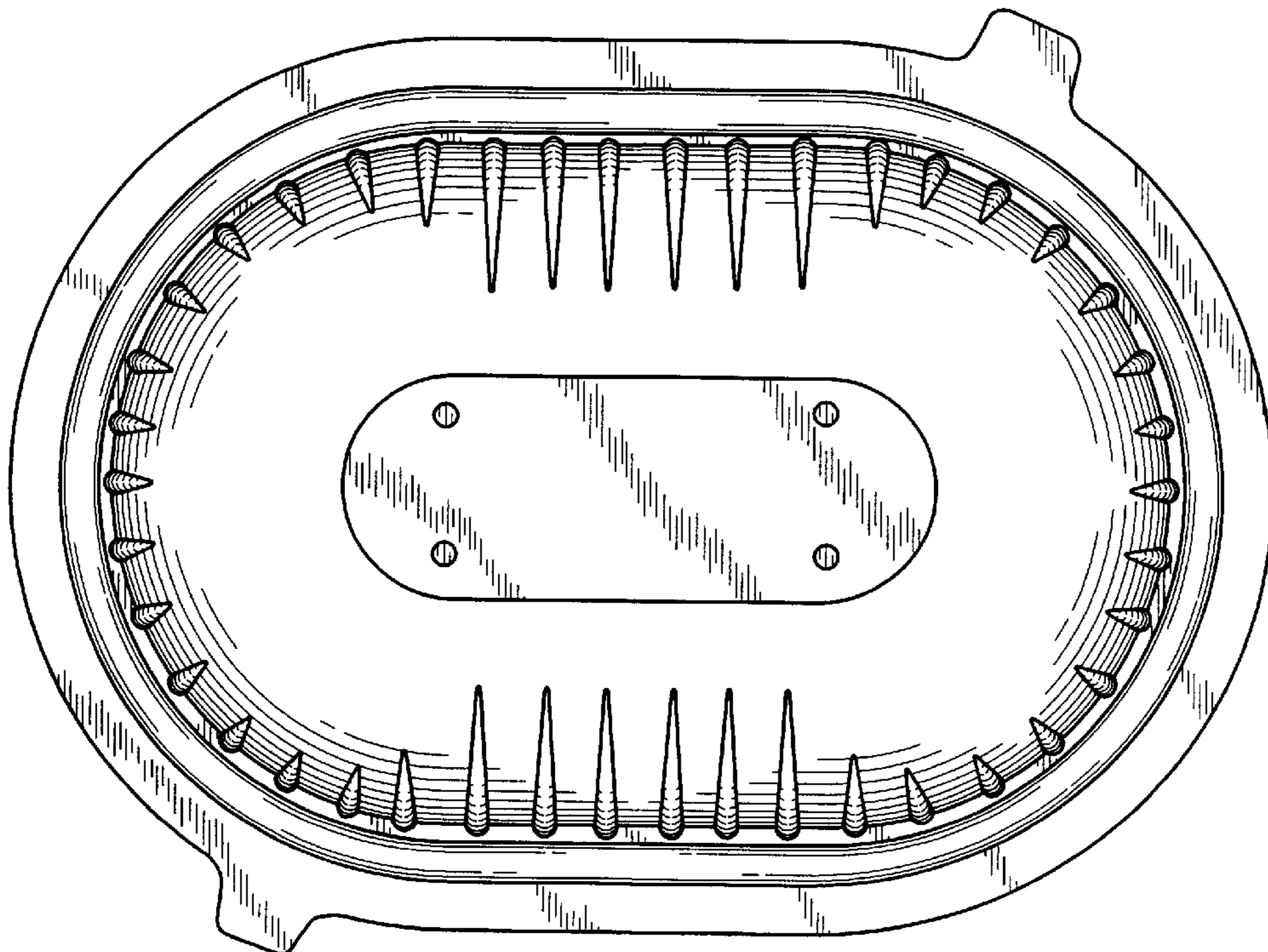


FIG. 3

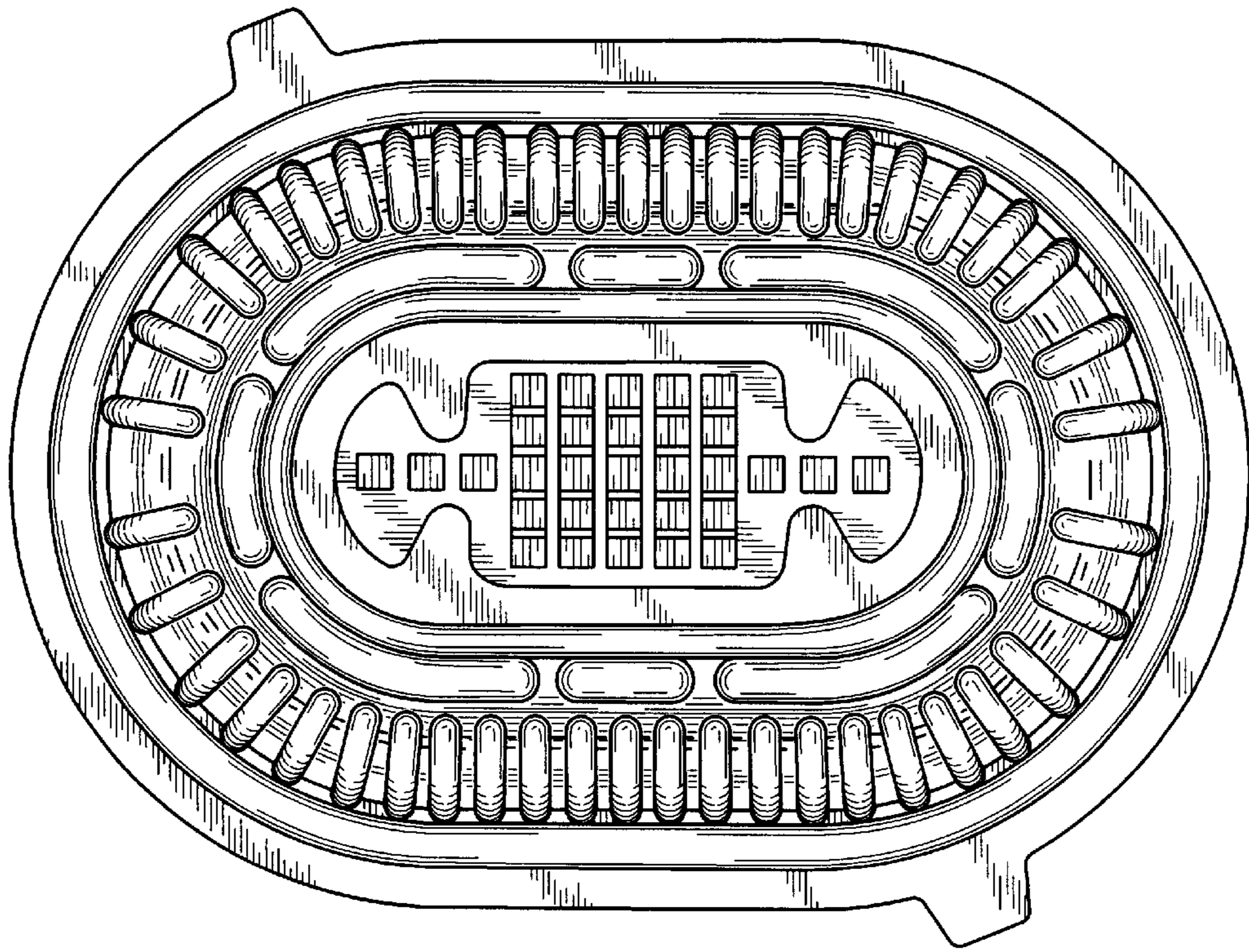


FIG. 4

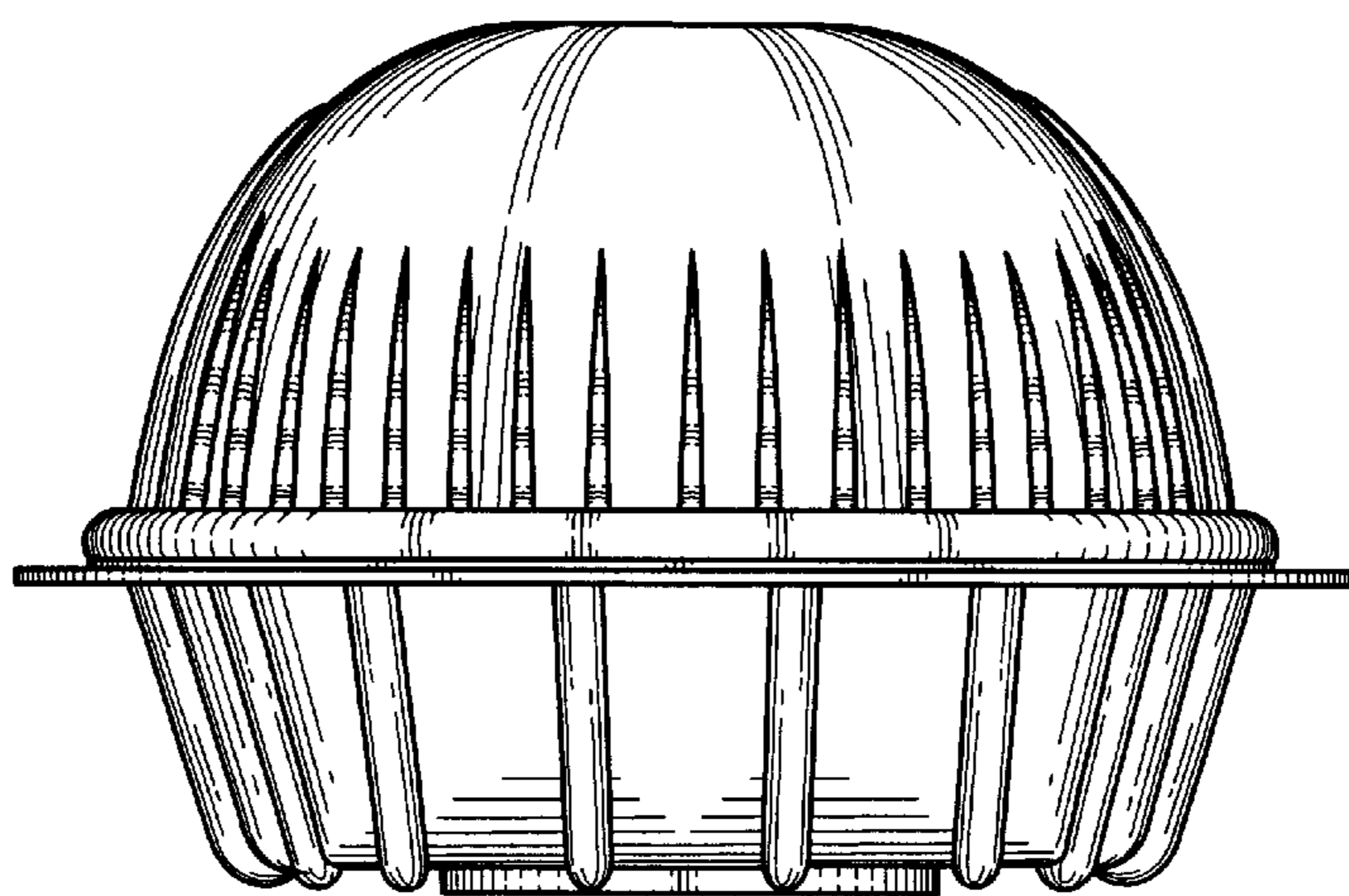


FIG. 5