



US00D488711S

(12) **United States Design Patent**
Heisey

(10) **Patent No.:** **US D488,711 S**

(45) **Date of Patent:** **** Apr. 20, 2004**

(54) **CAP FOR A CHAIR LEG**

(75) Inventor: **Nathan W. Heisey**, Columbus, IN (US)

(73) Assignee: **Cosco Management, Inc.**, Wilmington, DE (US)

(**) Term: **14 Years**

(21) Appl. No.: **29/177,566**

(22) Filed: **Mar. 12, 2003**

(51) **LOC (7) Cl.** **08-09**

(52) **U.S. Cl.** **D8/374**

(58) **Field of Search** D8/402, 400, 374,
D8/499; D6/495; 16/42 R, 1 R, 43, DIG. 2,
108; 248/345.1, 188.8, 188.9, 346, 346.1,
314; 182/25

(56) **References Cited**

U.S. PATENT DOCUMENTS

2,103,095	A	*	12/1937	Schermerhorn	248/188.9	X
D153,900	S	*	5/1949	Regan	D8/374	
2,533,391	A	*	12/1950	Miller	182/25	
D373,721	S	*	9/1996	Panow	D8/402	

* cited by examiner

Primary Examiner—Brian N. Vinson

(74) *Attorney, Agent, or Firm*—Barnes & Thornburg

(57) **CLAIM**

The ornamental design for a cap for a chair leg, as shown and described.

DESCRIPTION

FIG. 1 is a perspective view of four caps in accordance with a first embodiment of my new design, with a chair, which forms the environment of the four caps, being illustrated in broken lines, which broken lines are for illustrative purposes only and form no part of the claimed design;

FIG. 2 is a front elevational view of a first of the caps shown in FIG. 1;

FIG. 3 is a left-side elevational view thereof;

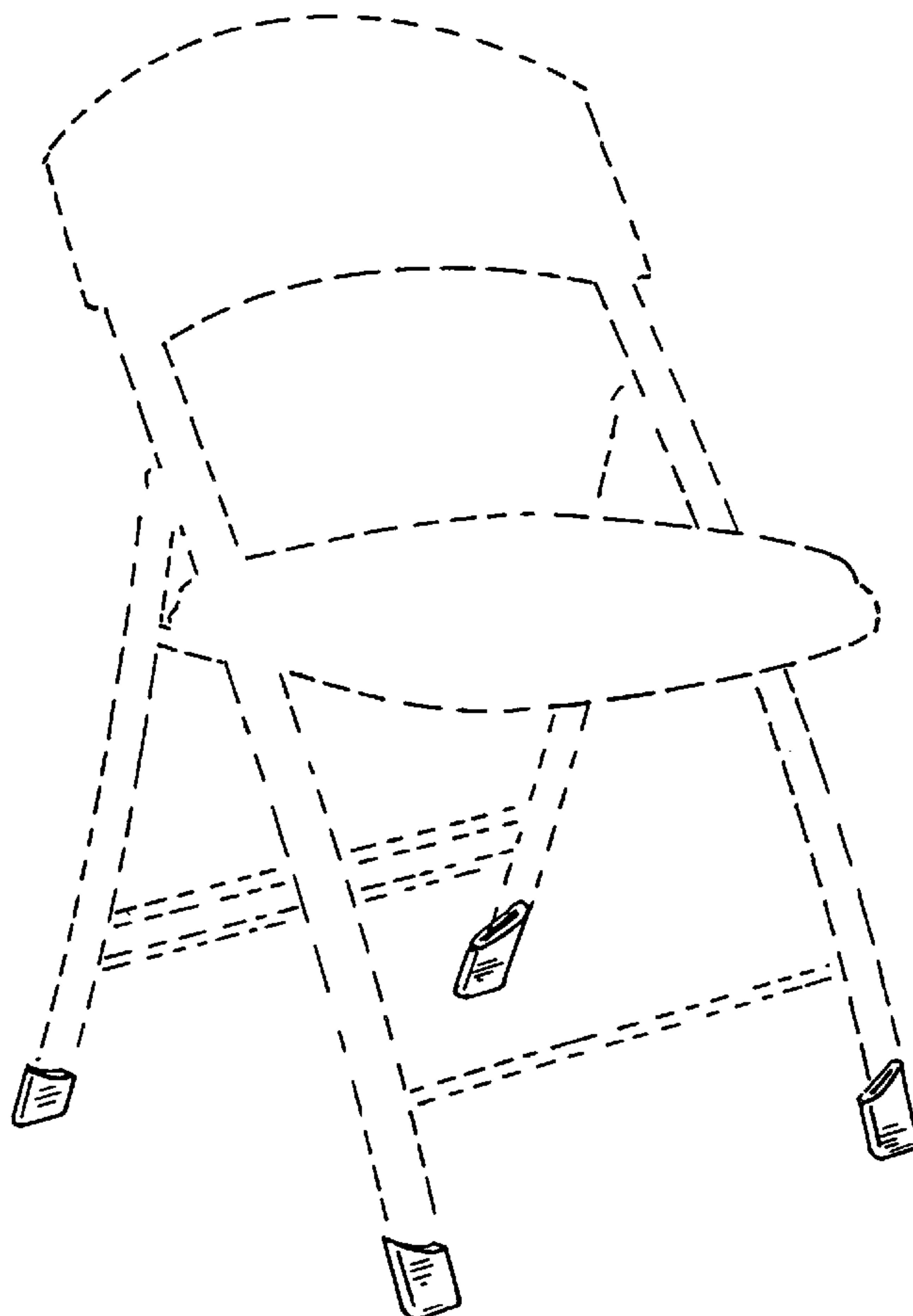
FIG. 4 is a right-side elevational view thereof;

FIG. 5 is a bottom view thereof;

FIG. 6 is a top plan view thereof; and,

FIG. 7 is a sectional view taken along line 7—7 of FIG. 6.

1 Claim, 1 Drawing Sheet




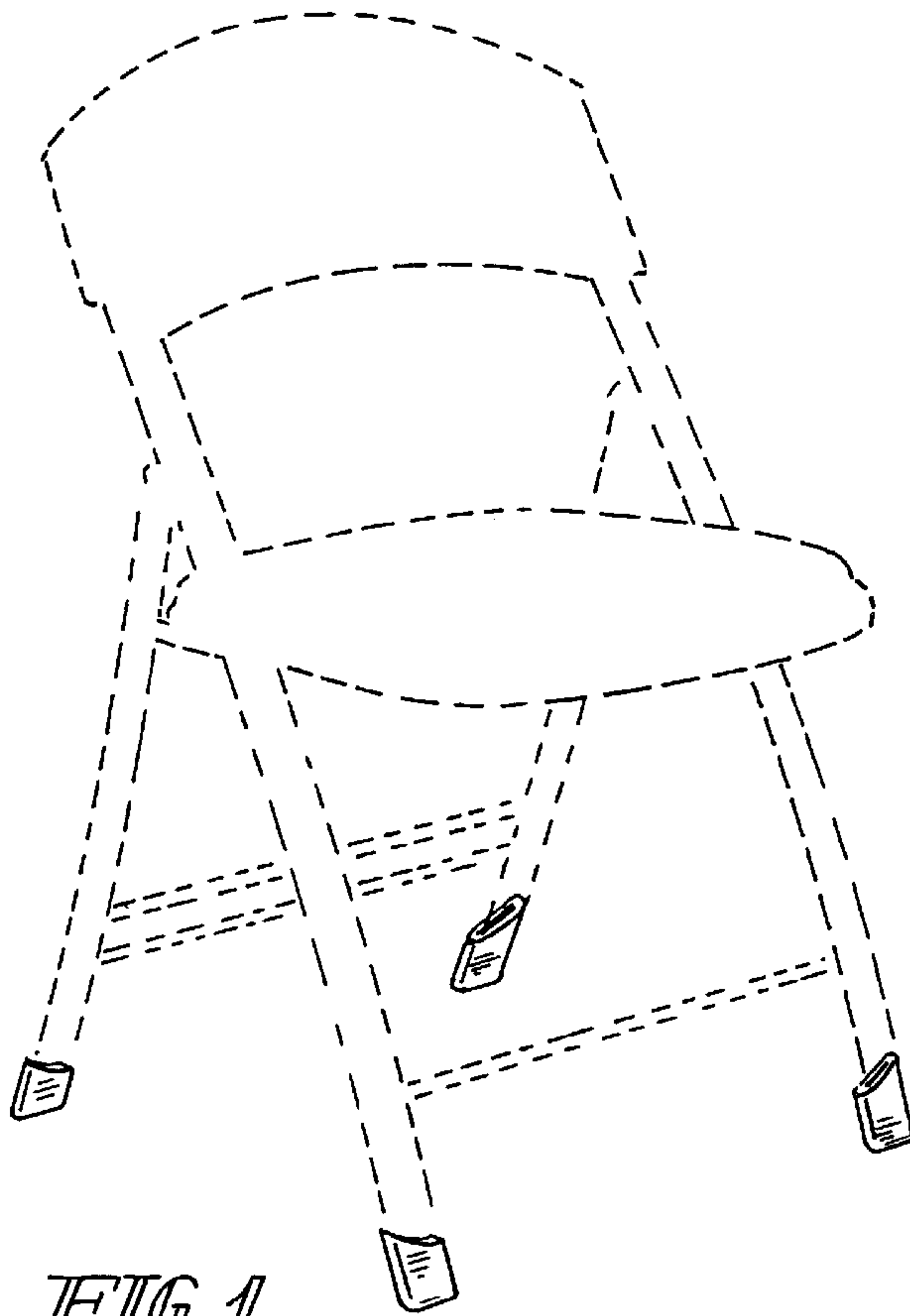


FIG. 6




FIG. 3




FIG. 2

Z
+



+
Z

FIG. 5

