



US00D488707S

(12) **United States Design Patent**
Shaljian

(10) **Patent No.:** **US D488,707 S**

(45) **Date of Patent:** **** Apr. 20, 2004**

(54) **CARABINER**

(76) **Inventor:** **Vartan Shaljian**, 9005 Independence Ave., Canoga Park, CA (US) 91304

(**) **Term:** **14 Years**

(21) **Appl. No.:** **29/182,283**

(22) **Filed:** **May 22, 2003**

(51) **LOC (7) Cl.** **08-05**

(52) **U.S. Cl.** **D8/356**

(58) **Field of Search** D8/333, 356, 367, D8/382, 383, 396; D11/133, 157, 200, 211; 24/588.1, 588.11, 598.2, 598.3, 599.1, 599.3, 599.5, 599.6, 599.7, 599.9, 600.1, 600.3; 248/925; 294/82.17, 82.19, 82.2; 182/3

(56) **References Cited**

U.S. PATENT DOCUMENTS

4,794,716	A	*	1/1989	George et al.	40/735
D323,612	S	*	2/1992	Rau	D8/333
D419,911	S	*	2/2000	Bonde	D11/133
D473,781	S	*	4/2003	Kelleghan	D8/356
D475,603	S	*	6/2003	Kelleghan	D8/356

* cited by examiner

Primary Examiner—Doris V. Coles

Assistant Examiner—Elizabeth A. Albert

(74) *Attorney, Agent, or Firm*—Larry D. Johnson; Craig M. Stainbrook; Johnson & Stainbrook, LLP

(57) **CLAIM**

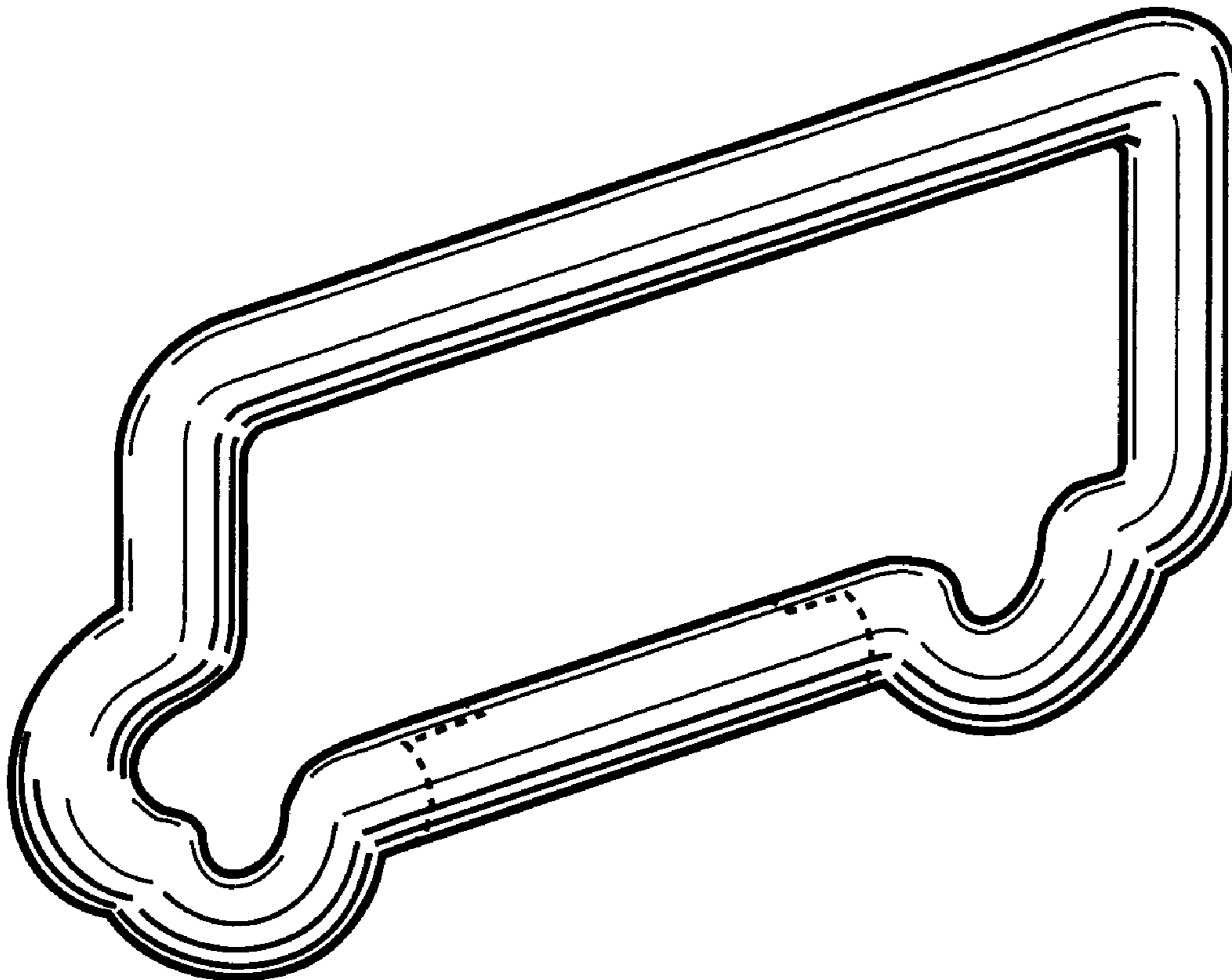
The ornamental design for a carabiner, as shown and described.

DESCRIPTION

FIG. 1 is an upper left front perspective view; FIG. 2 is a front elevational view, the rear is a mirror image thereof; FIG. 3 is a left side elevational view; FIG. 4 is a right side elevational view; FIG. 5 is a top plan view; and, FIG. 6 is a bottom plan view.

The broken lines showing environment in the drawings are for illustrative purposes only and form no part of the claimed design.

1 Claim, 1 Drawing Sheet



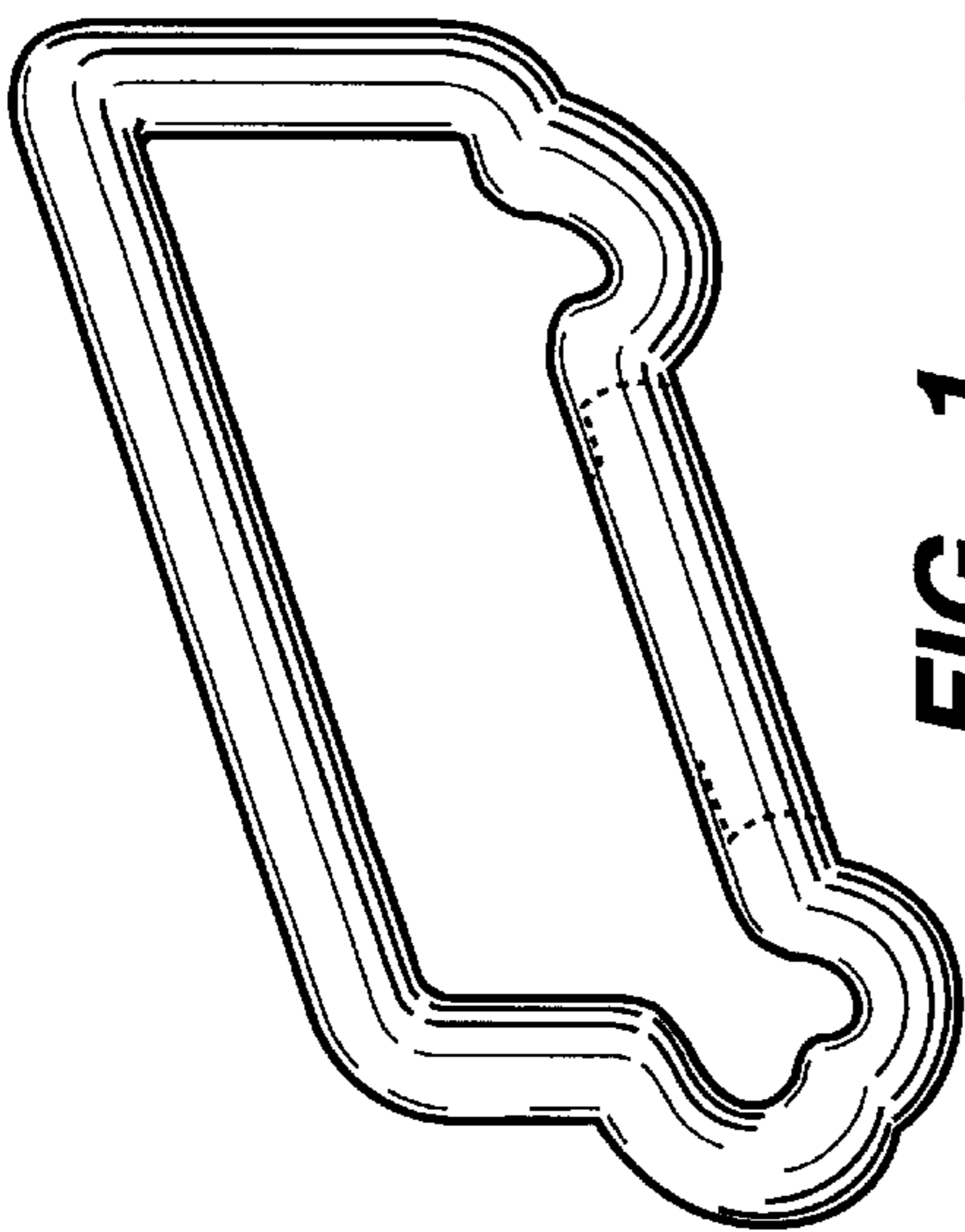


FIG. 1

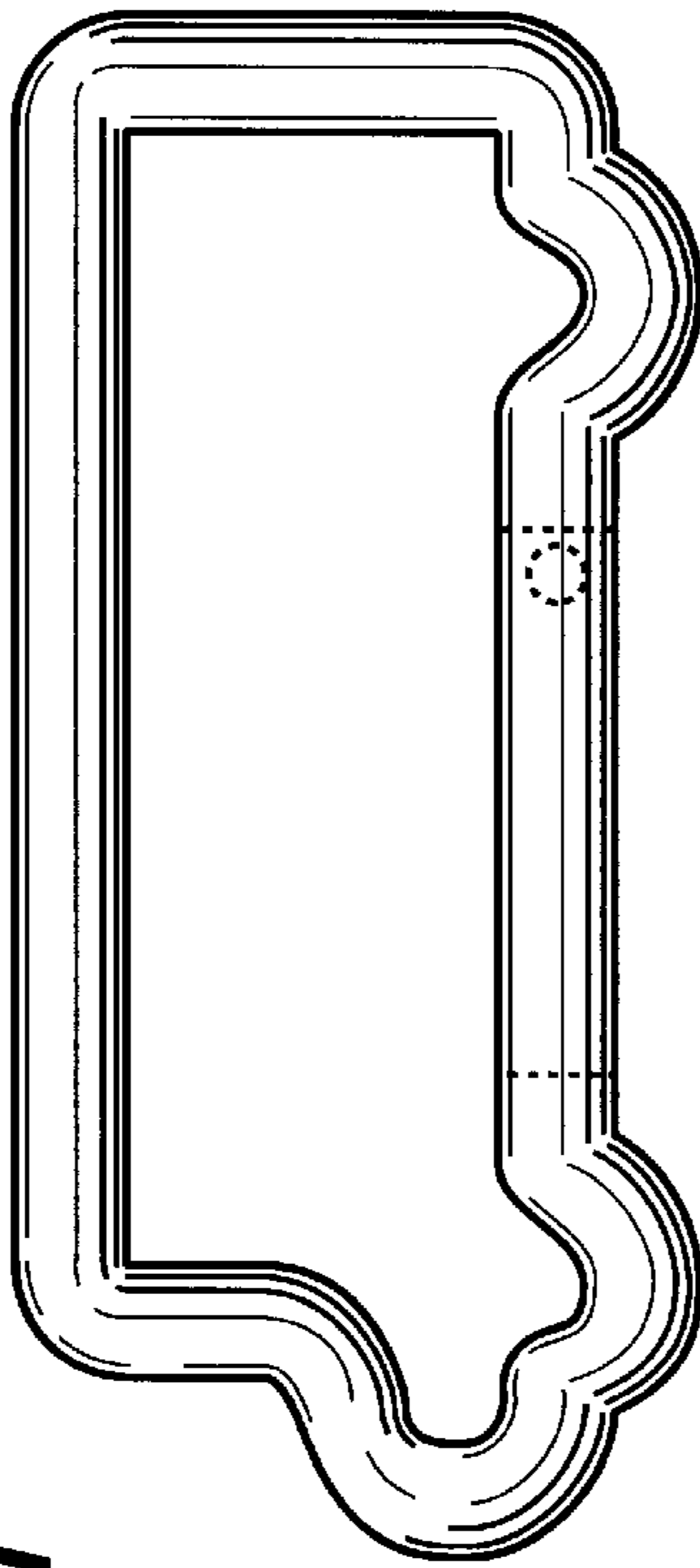


FIG. 2



FIG. 3




FIG. 4



FIG. 5



FIG. 6