



US00D488702S

(12) **United States Design Patent**
Hansen

(10) **Patent No.:** **US D488,702 S**

(45) **Date of Patent:** **** Apr. 20, 2004**

(54) **DOUBLE D-SHAPED HANDLE TRAY WITH LOCK**

Application Ser. No. 29/153082; filed Jan. 4, 2002; applicant Hansen.*

(76) Inventor: **Randall C. Hansen**, 6 Old Mill Ct., Columbia, SC (US) 29206

Application Ser. No. 29/153088; filed Jan. 4, 2002; applicant Hansen.*

(**) Term: **14 Years**

Application Ser. No. 29/153120; filed Jan. 4, 2002; applicant Hansen.*

(21) Appl. No.: **29/153,080**

* cited by examiner

(22) Filed: **Jan. 4, 2002**

Primary Examiner—B. J. Bullock

(51) **LOC (7) Cl.** **11-05**

(52) **U.S. Cl.** **D8/350**; D8/306

(58) **Field of Search** D8/300–302, 306, D8/307, 350, 352, 353, 338, 341, 399; 292/336.3, 347, 356, 357, DIG. 12, 23, 30, 31, 67; 16/402, 412, 445; 70/208, 211, 101, 91

(57) **CLAIM**

The ornamental design for a double D-shaped handle tray with lock, as shown and described.

DESCRIPTION

(56) **References Cited**

U.S. PATENT DOCUMENTS

- 1,878,544 A * 9/1932 Schmidt
- 2,744,406 A * 5/1956 Labrie
- 2,783,494 A * 3/1957 Sterling et al.
- RE24,443 E 3/1958 Labrie
- 2,871,048 A * 1/1959 Balogh
- D210,153 S * 2/1968 Pastva
- D316,365 S 4/1991 Hansen et al.
- D439,500 S * 3/2001 Mirick D8/306

OTHER PUBLICATIONS

Application Ser. No. 29/153122; filed Jan. 4, 2002; applicant Hansen.*

Application Ser. No. 29/153121; filed Jan. 4, 2002; applicant Hansen.*

FIG. 1 is a front perspective view of one embodiment of the design;

FIG. 2 is a left side view thereof;

FIG. 3 is a front view thereof;

FIG. 4 is a right side view thereof;

FIG. 5 is a top view thereof;

FIG. 6 is a rear view thereof;

FIG. 7 is a bottom view thereof; and,

FIG. 8 is a perspective view of a second embodiment of the design, the only different being the additional inner surface of the tray.

Elements shown in dotted lines are not part of the claim.

1 Claim, 3 Drawing Sheets

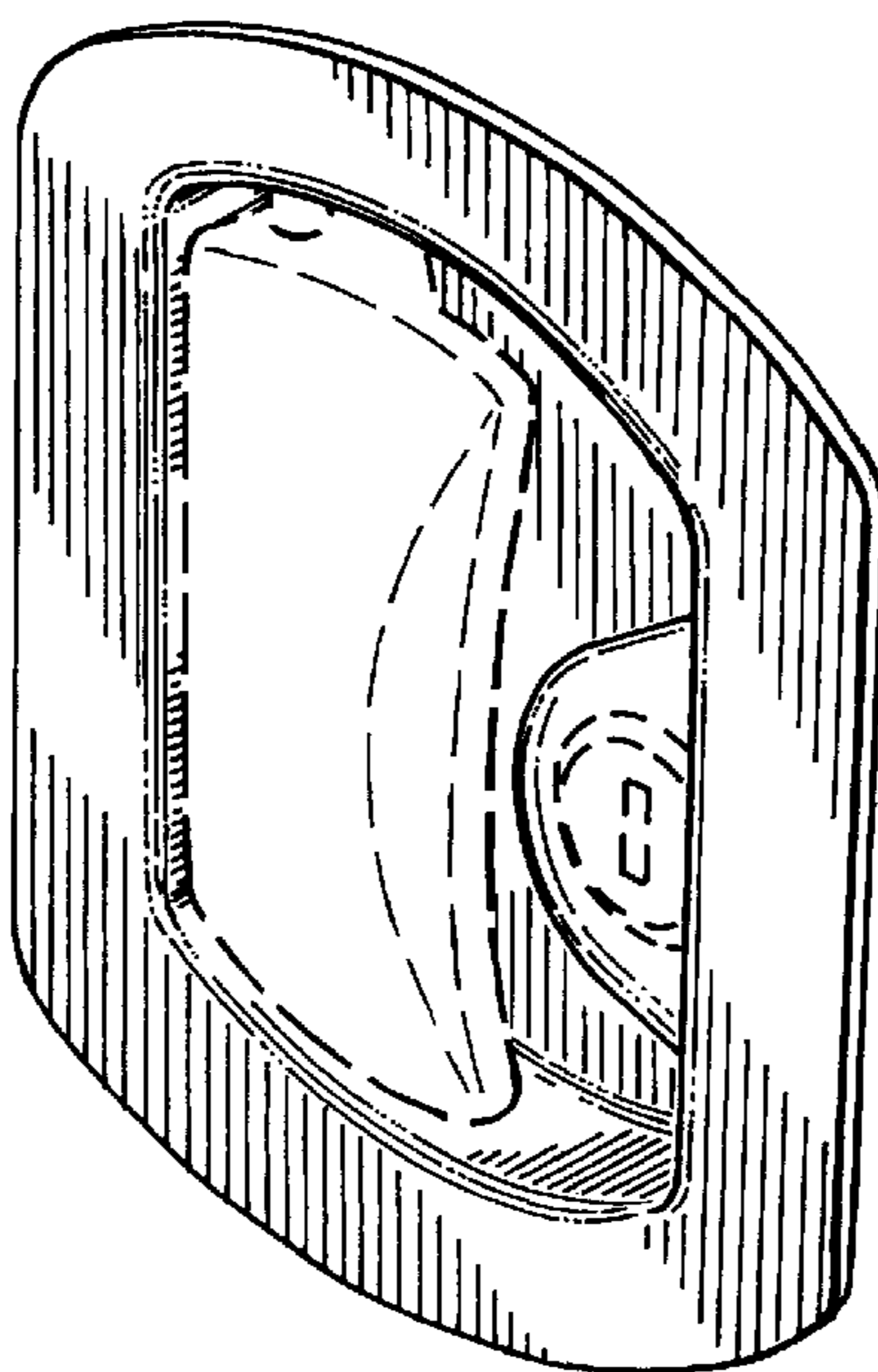


Fig. 1

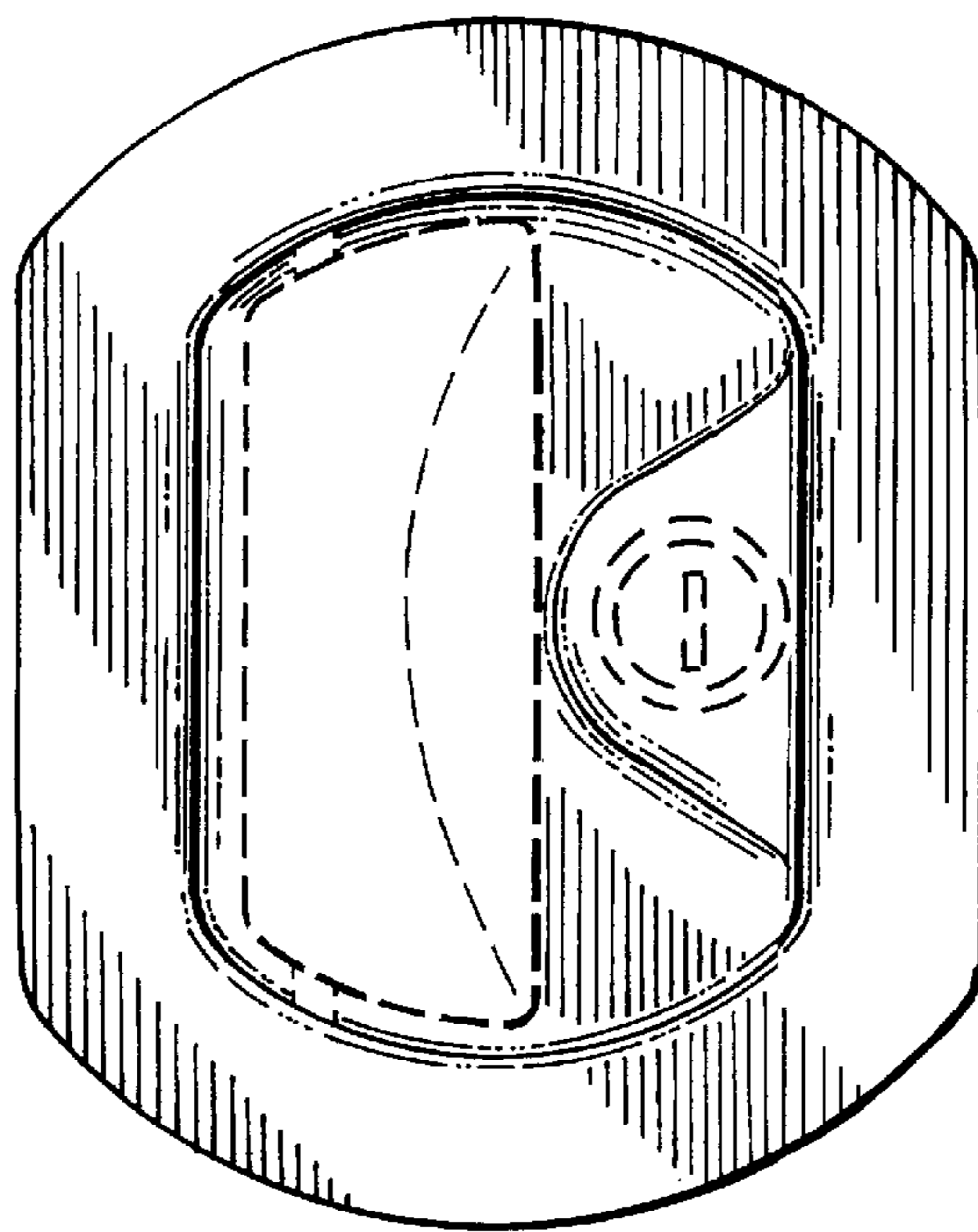

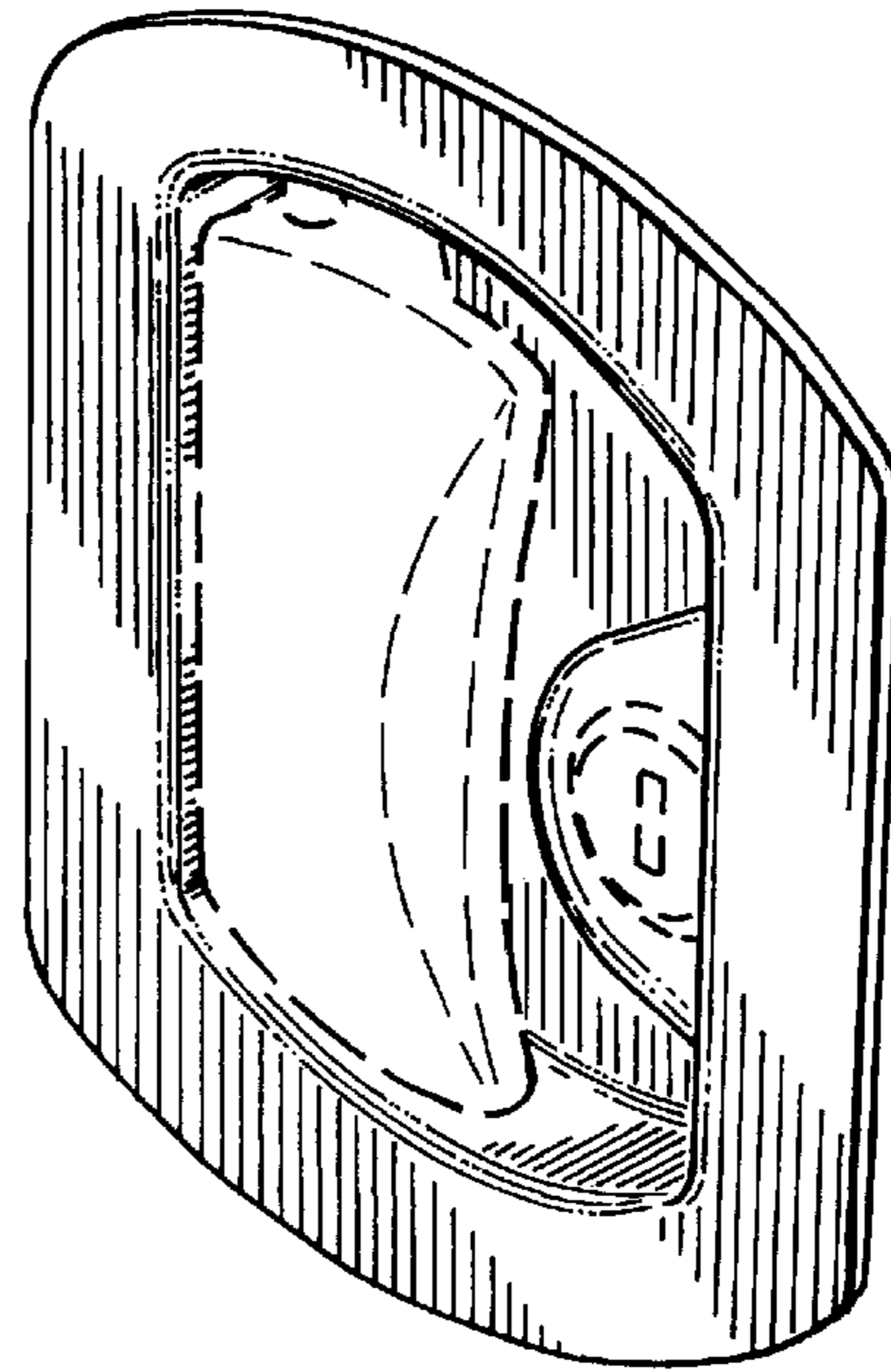


Fig. 3

Fig. 2

Fig. 4

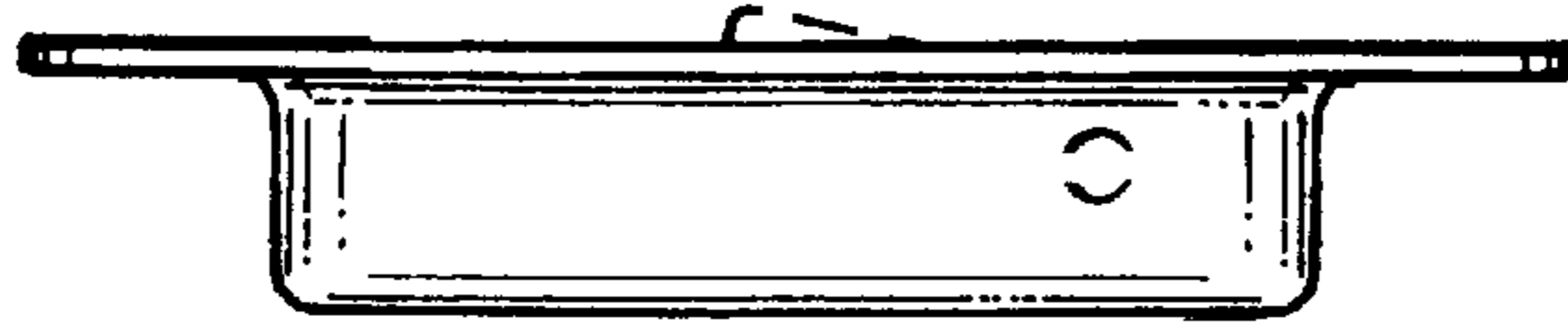


Fig. 5

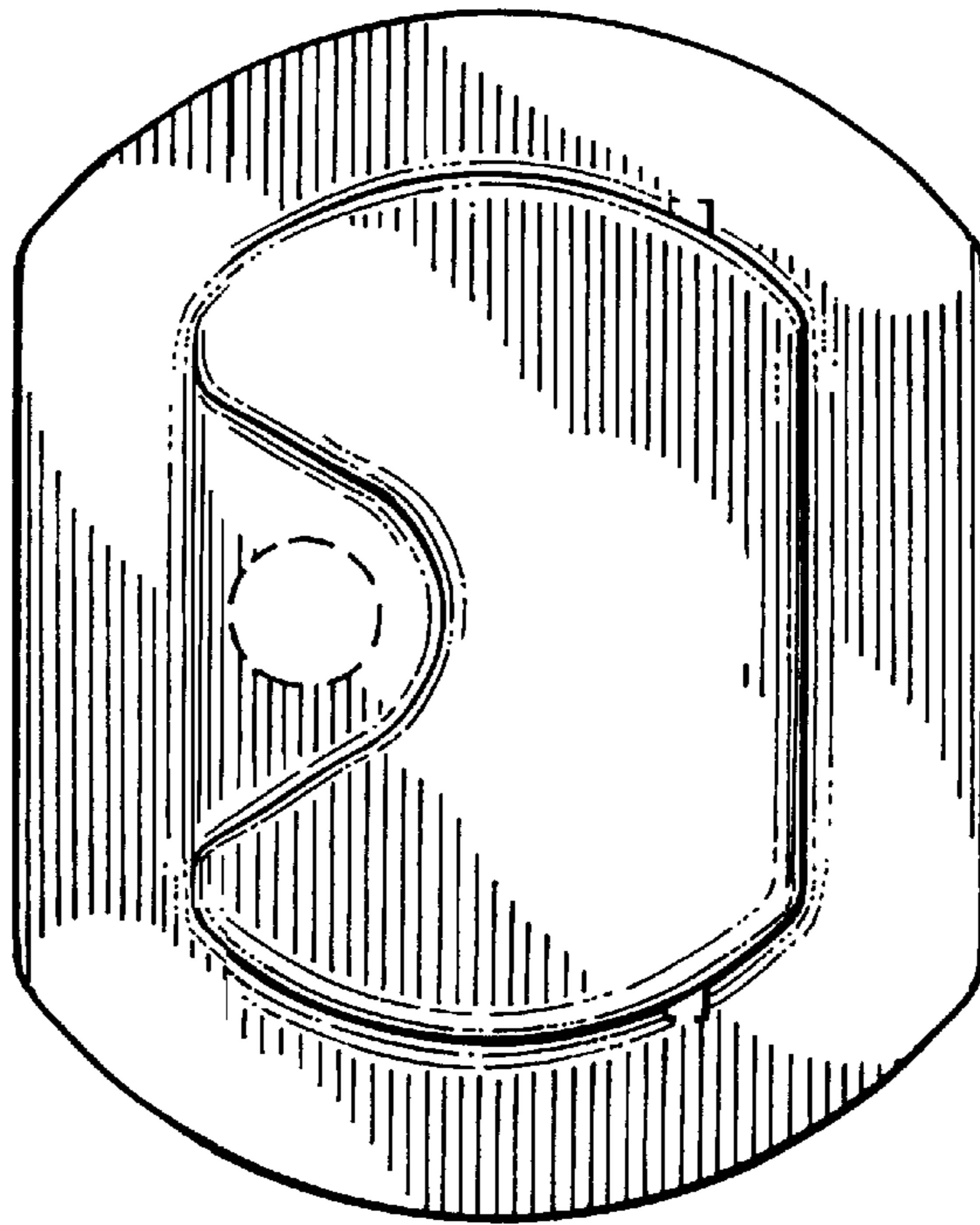


Fig. 6




Fig. 7

Fig. 8

