



US00D488685S

(12) **United States Design Patent**
Yang

(10) **Patent No.:** **US D488,685 S**

(45) **Date of Patent:** **** Apr. 20, 2004**

(54) **PRINCESS BOOT**

D471,701 S * 3/2003 Moehring et al. D2/970
D473,047 S * 4/2003 Wilson D2/977

(76) Inventor: **Liping Yang**, 1001 Judson Ave.,
Evanston, IL (US) 60202

* cited by examiner

(**) Term: **14 Years**

Primary Examiner—Dominic Simone
(74) *Attorney, Agent, or Firm*—Peter J. Shakula; Barnes &
Thornburg

(21) Appl. No.: **29/165,655**

(22) Filed: **Aug. 14, 2002**

(57) **CLAIM**

(51) **LOC (7) Cl.** **02-99**

The ornamental design for a princess boot, as shown and described.

(52) **U.S. Cl.** **D7/970; D2/898**

(58) **Field of Search** D2/897-899, 900,
D2/909, 910, 970, 896, 923, 969, 943;
36/83, 7.1 R, 7.3

DESCRIPTION

(56) **References Cited**

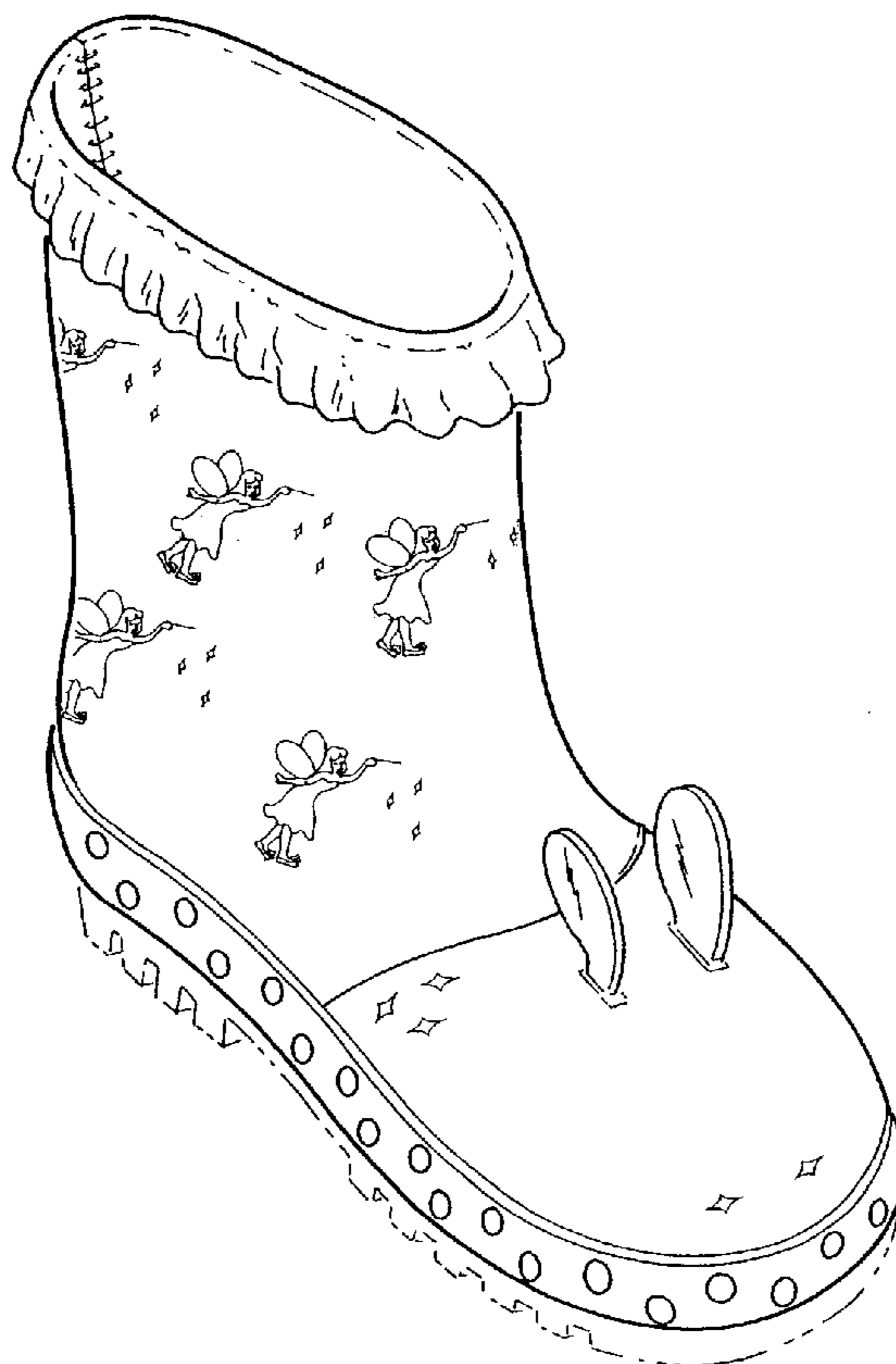
U.S. PATENT DOCUMENTS

D165,215 S	*	11/1951	Baker	D2/897
D167,164 S	*	7/1952	Reinhart, Jr. et al.	D2/900
D282,310 S	*	1/1986	Valori	D2/899
D422,778 S	*	4/2000	Yang	D2/899
D422,781 S	*	4/2000	McCourt	D2/957
D423,197 S	*	4/2000	Yang	D2/899
D446,911 S	*	8/2001	Yang	D2/899
D447,319 S	*	9/2001	Yang	D2/899
D463,655 S	*	10/2002	Gerdy et al.	D2/970

FIG. 1 is a top, left perspective view of a princess boot showing my new design;
FIG. 2 is a bottom, right perspective view thereof;
FIG. 3 is a left side elevational view thereof;
FIG. 4 is a top plan view thereof;
FIG. 5 is a right side elevational view thereof;
FIG. 6 is a bottom plan view thereof;
FIG. 7 is a front elevational view thereof; and,
FIG. 8 is a rear elevational view thereof.

The sole shown in broken lines is for illustrative purposes only and forms no part of the claimed design.

1 Claim, 8 Drawing Sheets



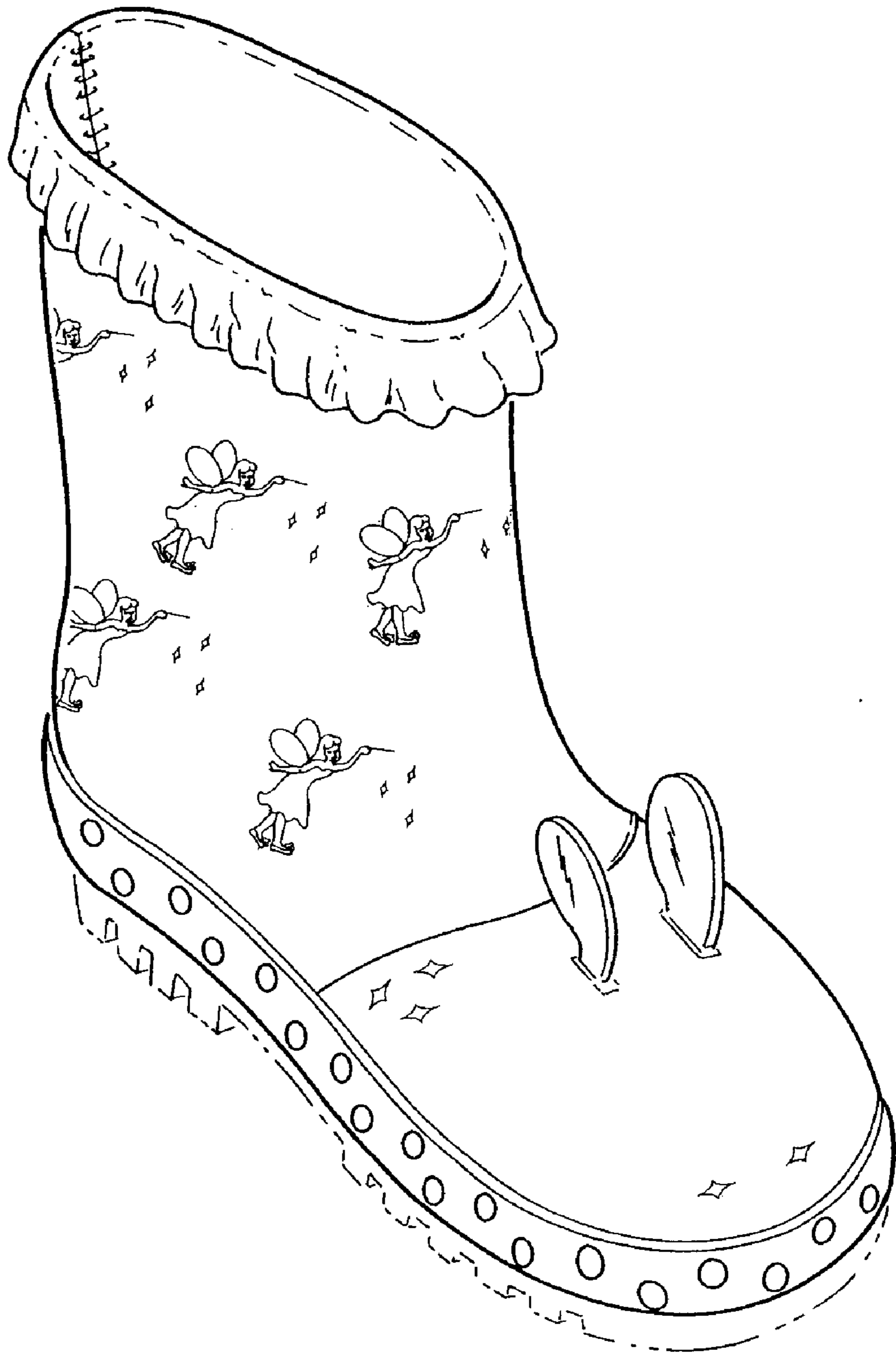


FIG. 1

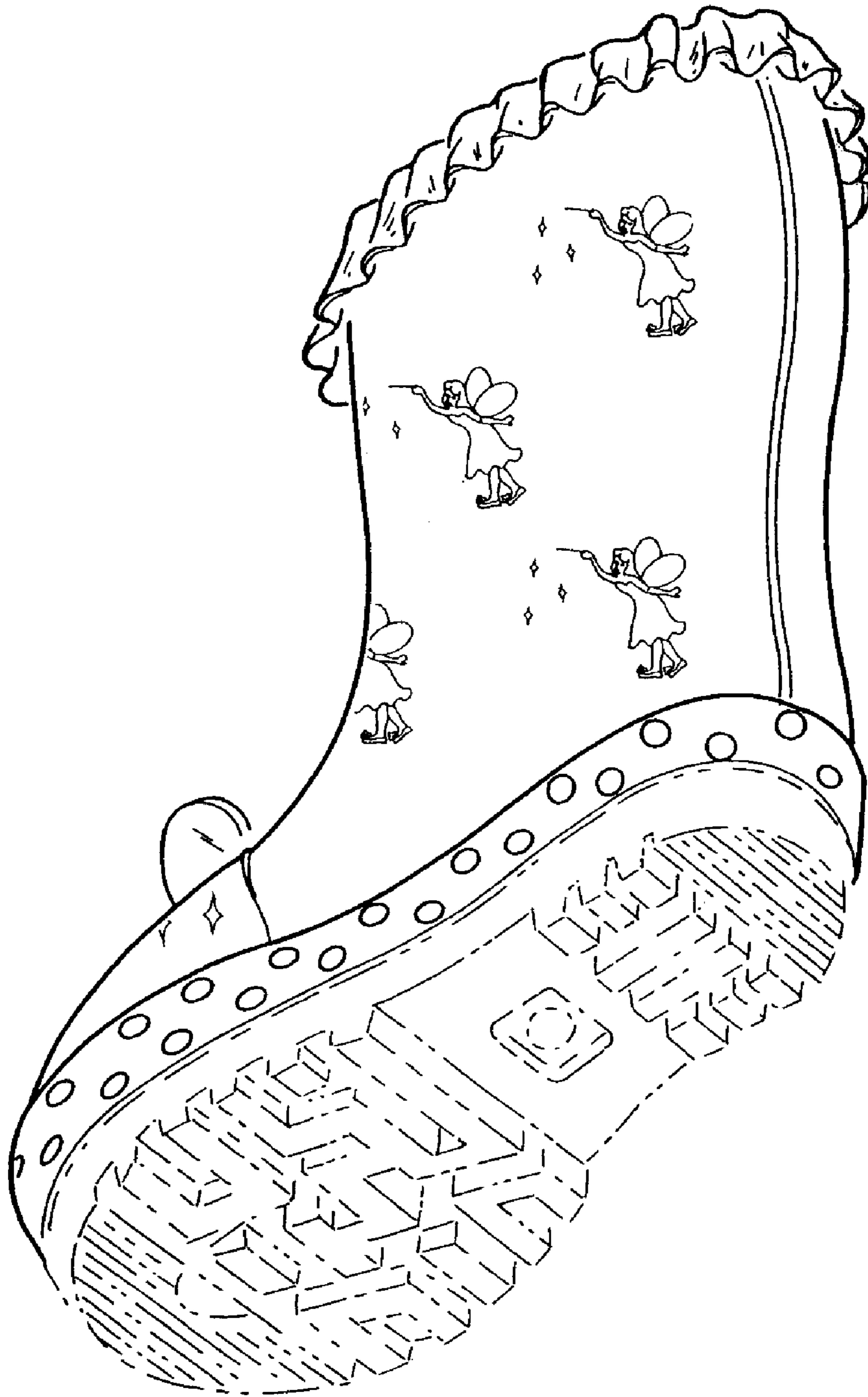


FIG. 2




FIG. 3

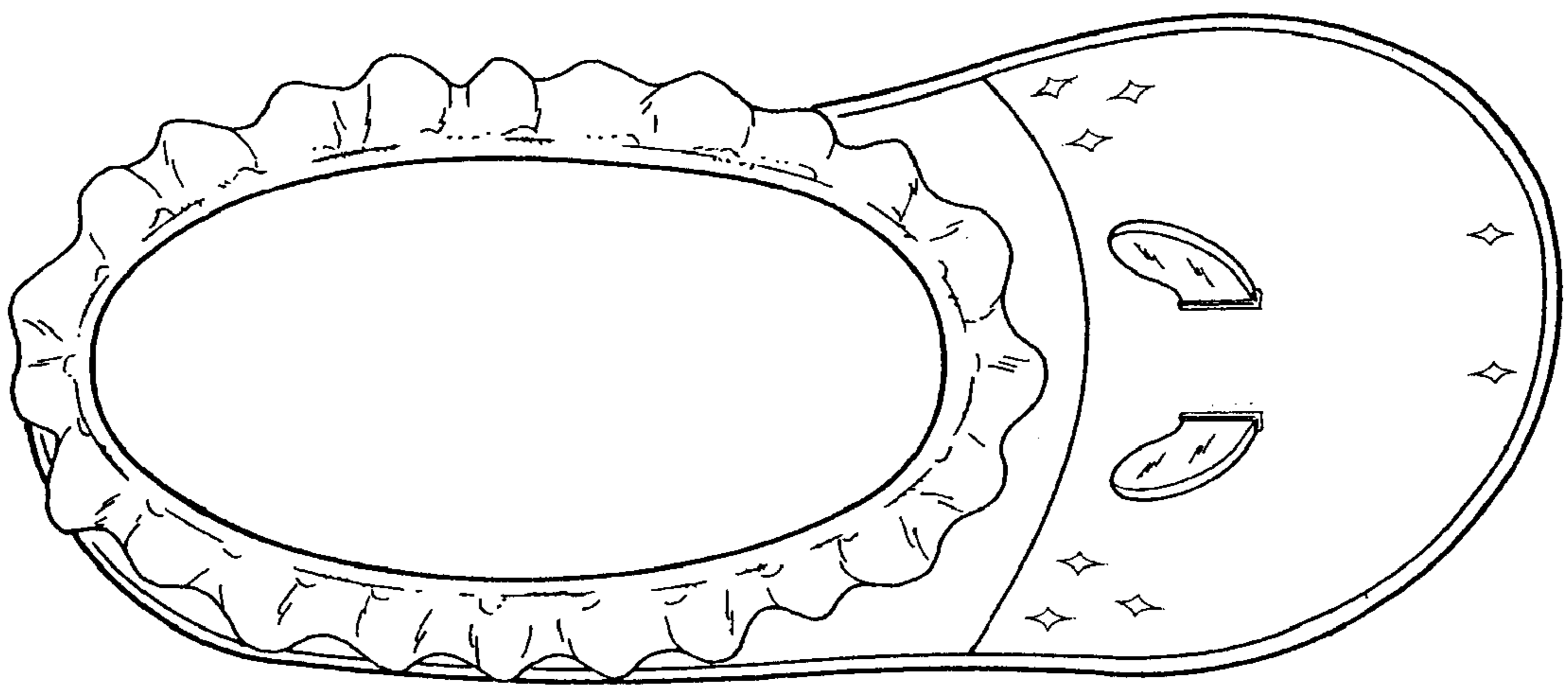


FIG. 4




FIG. 5

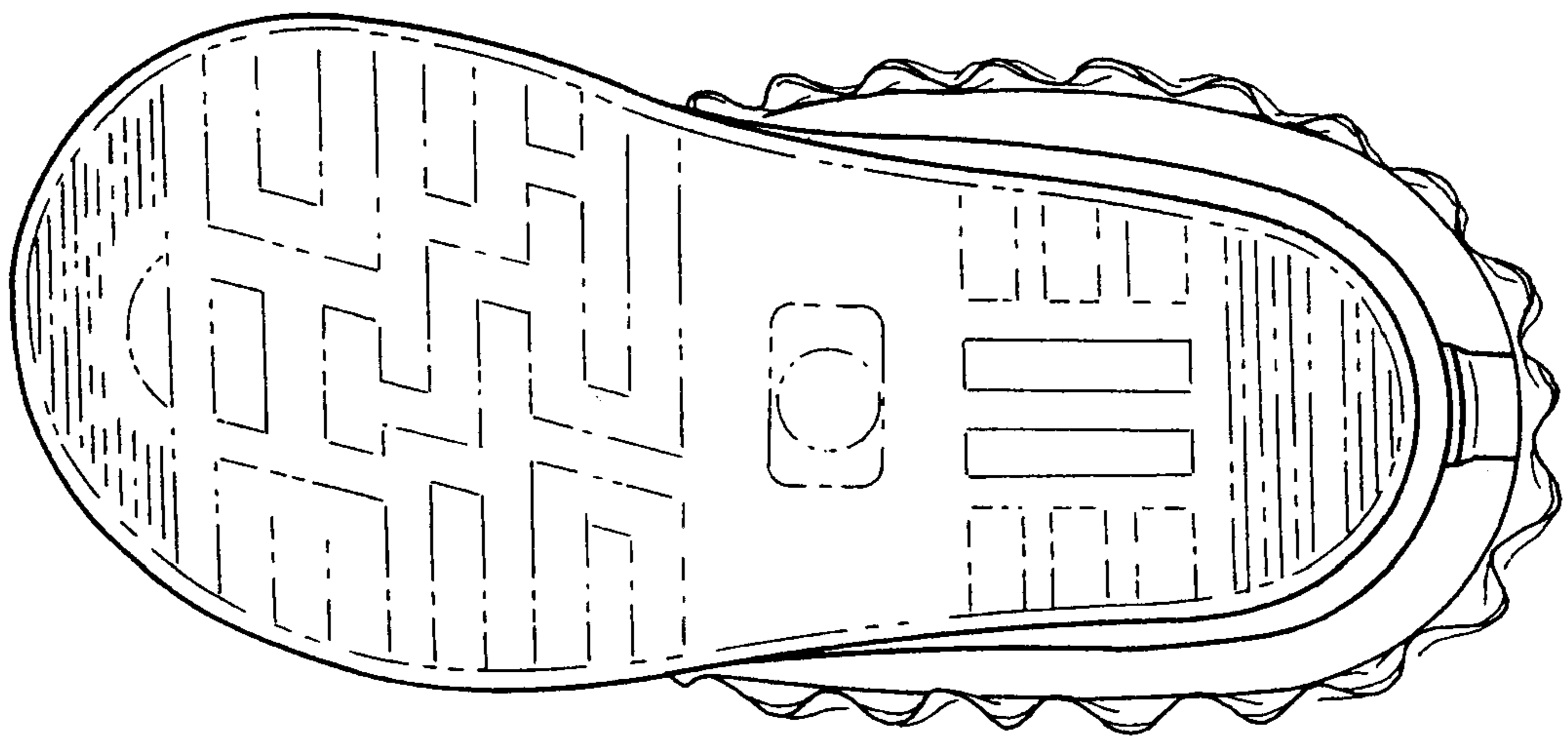


FIG. 6




FIG. 7




FIG. 8