



US00D488683S

(12) **United States Design Patent**
Overthun et al.

(10) **Patent No.:** **US D488,683 S**

(45) **Date of Patent:** **** Apr. 20, 2004**

(54) **SWIVEL PEELER**

(75) Inventors: **Thomas Overthun**, San Francisco, CA (US); **David M. Webster**, San Francisco, CA (US); **Dana R. Nicholson**, San Francisco, CA (US); **James R. Yurchenco**, Palo Alto, CA (US); **Annetta M. Papadopoulos**, Palo Alto, CA (US)

(73) Assignee: **Zyliss USA Corp.**, Foothills Ranch, CA (US)

(**) Term: **14 Years**

(21) Appl. No.: **29/180,464**

(22) Filed: **Apr. 24, 2003**

(51) **LOC (7) Cl.** **07-04**

(52) **U.S. Cl.** **D7/695**

(58) **Field of Search** D7/395, 401.2, D7/693, 695; 16/110.1, 430, 431; 30/113.3, 123.5, 123.7, 279.4, 279.6, 280

(56) **References Cited**

U.S. PATENT DOCUMENTS

3,406,450 A * 10/1968 Grotz 30/279.6

* cited by examiner

Primary Examiner—Terry A. Wallace

(74) *Attorney, Agent, or Firm*—Snell & Wilmer LLP

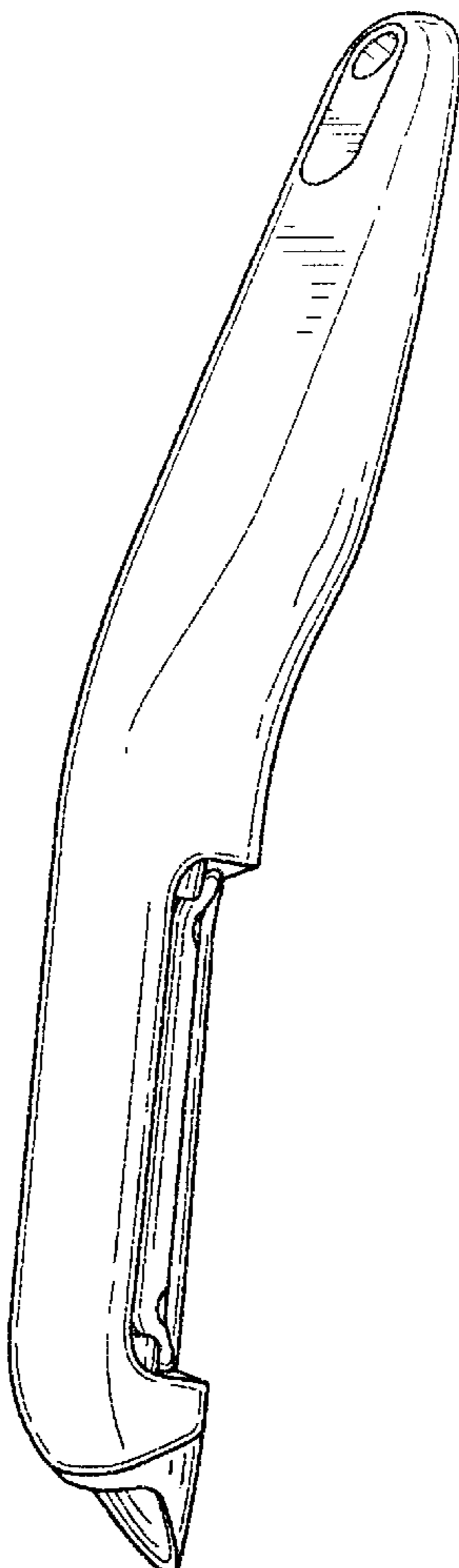
(57) **CLAIM**

The ornamental design for the swivel peeler, as shown.

DESCRIPTION

FIG. 1 is a side perspective view of a swivel peeler showing an exemplary embodiment of our new design; FIG. 2 is a left view of the swivel peeler of FIG. 1; FIG. 3 is a right side view of the swivel peeler of FIG. 1; FIG. 4 is a top side view of the swivel peeler of FIG. 1; FIG. 5 is a bottom view of the swivel peeler of FIG. 1; FIG. 6 is a front view of the swivel peeler of FIG. 1; and, FIG. 7 is a back view of the swivel peeler of FIG. 1.

1 Claim, 3 Drawing Sheets



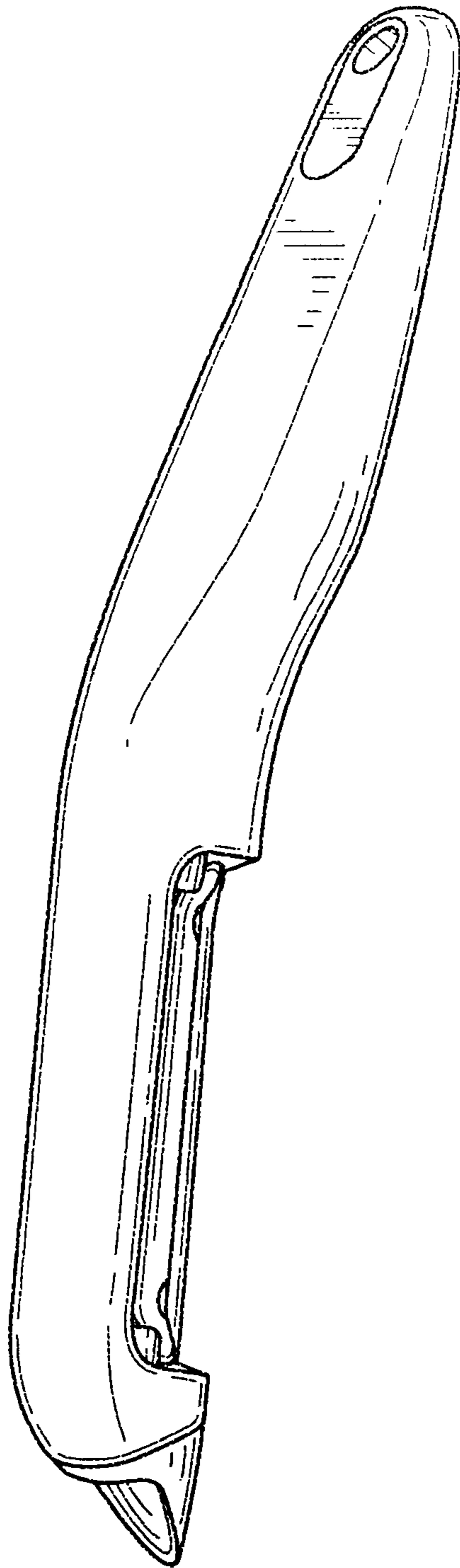


FIG. 1

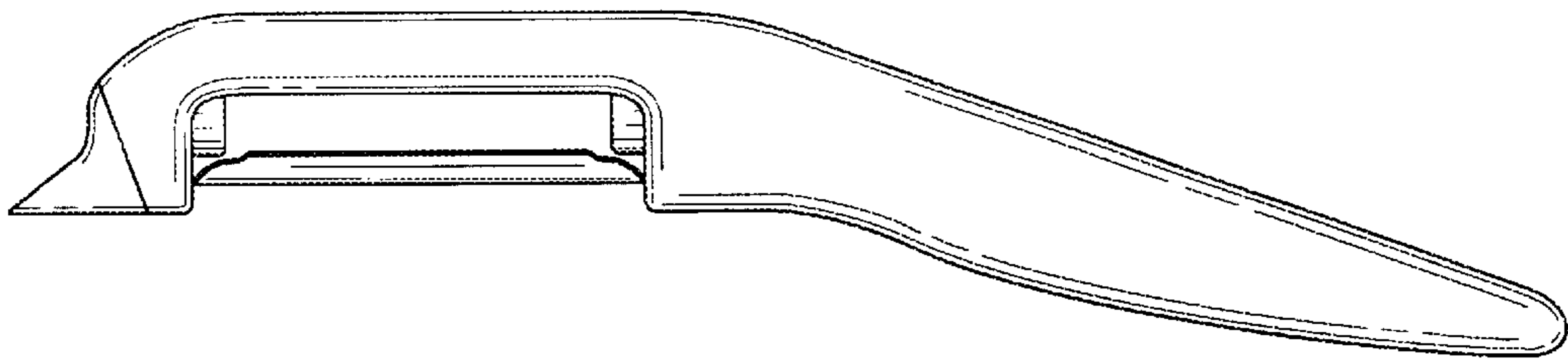


FIG. 2

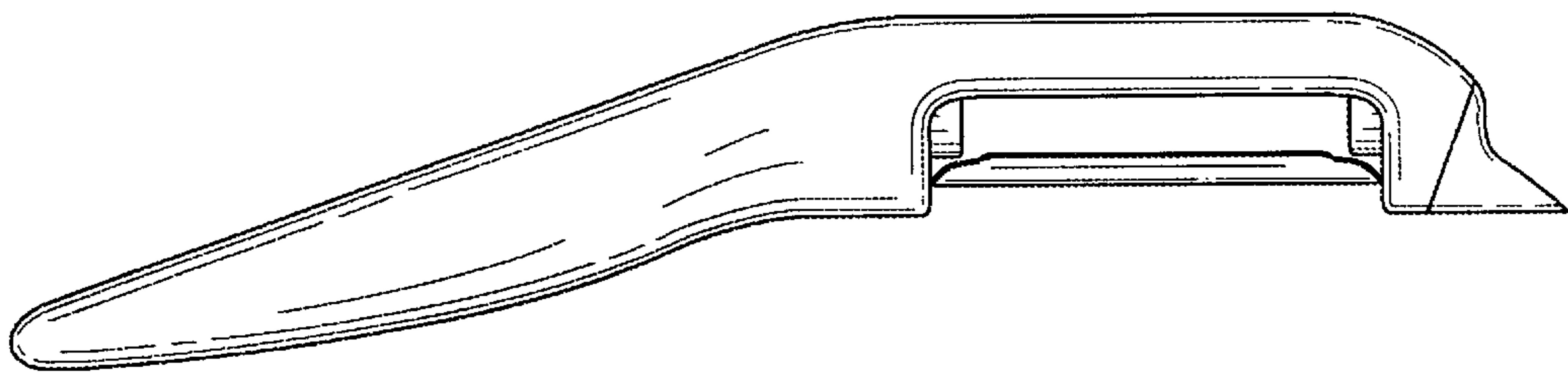


FIG. 3




FIG. 4

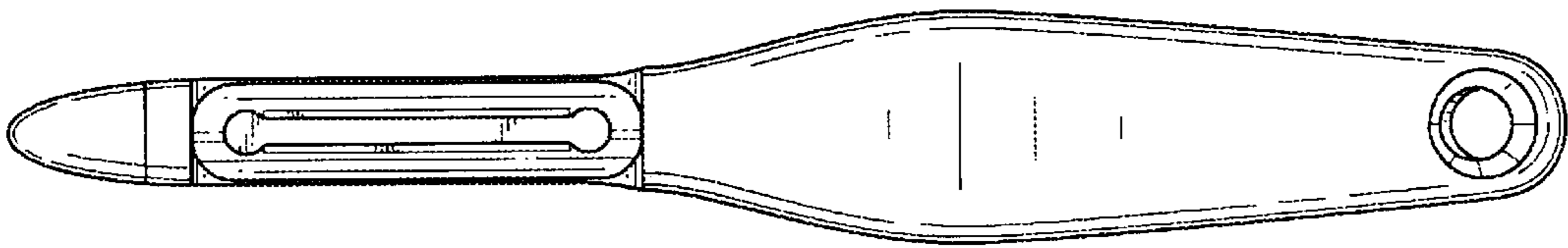


FIG. 5

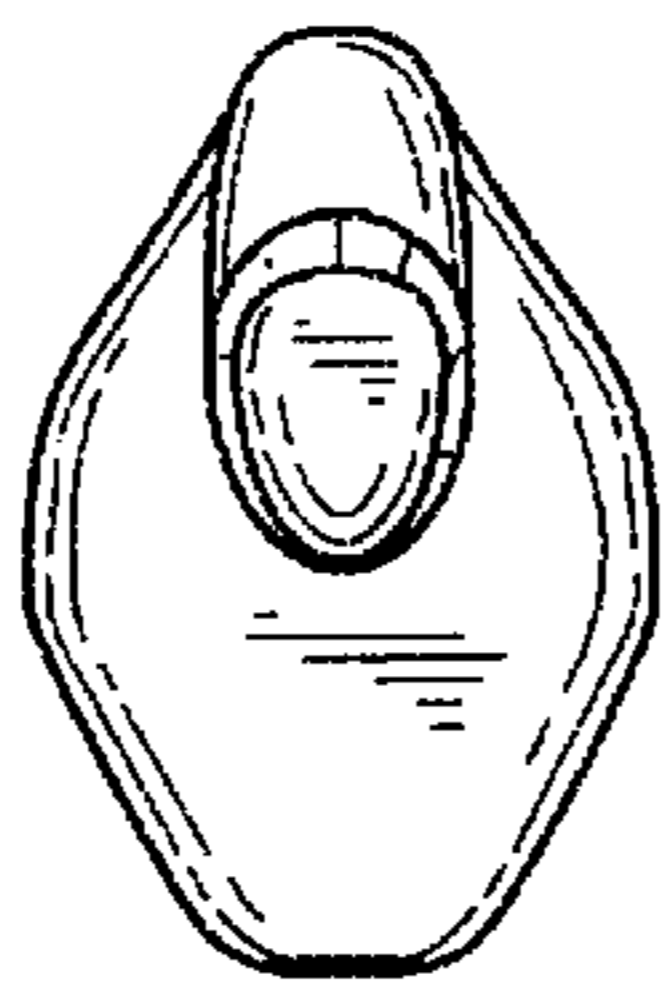


FIG. 6

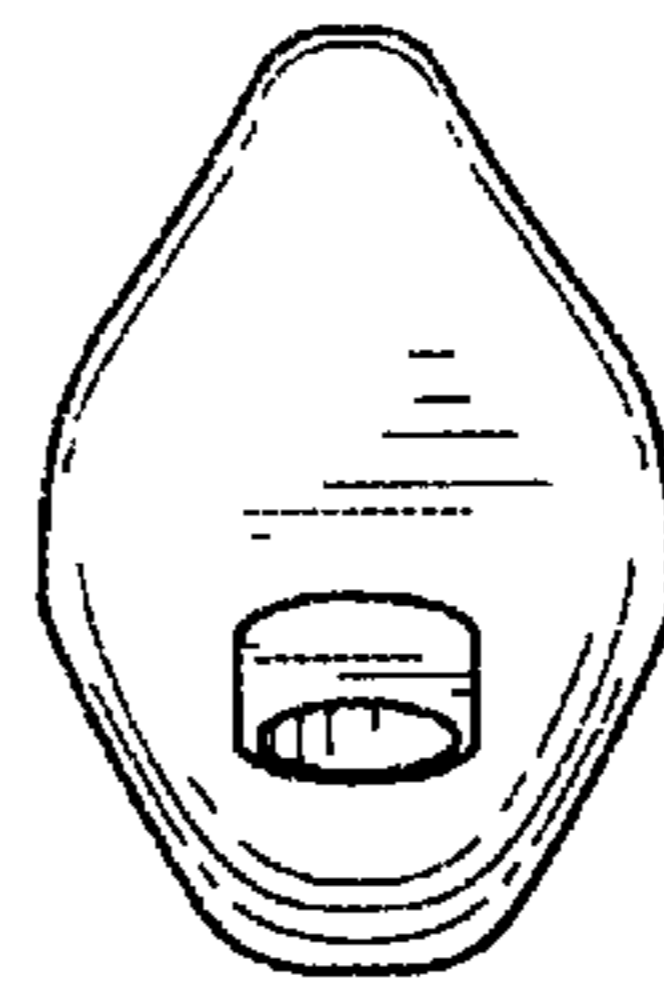


FIG. 7