



US00D488671S

(12) **United States Design Patent**
Hsu

(10) **Patent No.:** **US D488,671 S**

(45) **Date of Patent:** **** Apr. 20, 2004**

(54) **IGNITER**

(76) Inventor: **Huang-Hsi Hsu**, 8F, No. 14, Lane 252,
Chungshan N. Rd., Sec. 6, Taipei (TW)

(**) Term: **14 Years**

(21) Appl. No.: **29/177,576**

(22) Filed: **Mar. 13, 2003**

(51) **LOC (7) Cl.** **07-99**

(52) **U.S. Cl.** **D7/416**

(58) **Field of Search** D7/416, 417; 431/254;
125/25 B, 409; 417/411; D3/208; D27/154,
131, 139, 141, 148

(56) **References Cited**

U.S. PATENT DOCUMENTS

D298,272 S	*	10/1988	Nitta	D7/416
D365,726 S	*	1/1996	Hsu	D7/416
D405,644 S	*	2/1999	Hsu	D7/416
D425,369 S	*	5/2000	Sung	D7/416
D441,605 S	*	5/2001	Tubby et al.	D7/416

D443,180 S * 6/2001 Chevalier et al. D7/416

D448,240 S * 9/2001 Inoue D7/416

D454,277 S * 3/2002 Chevalier D7/416

D458,512 S * 6/2002 Dijkstra D7/416

D461,366 S * 8/2002 Dijkstra D7/416

* cited by examiner

Primary Examiner—M. N. Pandozzi

(74) *Attorney, Agent, or Firm*—Bacon & Thomas, PLLC

(57) **CLAIM**

The ornamental design for igniter, as shown and described.

DESCRIPTION

FIG. 1 is a perspective view of igniter showing my new design.

FIG. 2 is a front elevational view thereof;

FIG. 3 is a rear elevational view thereof;

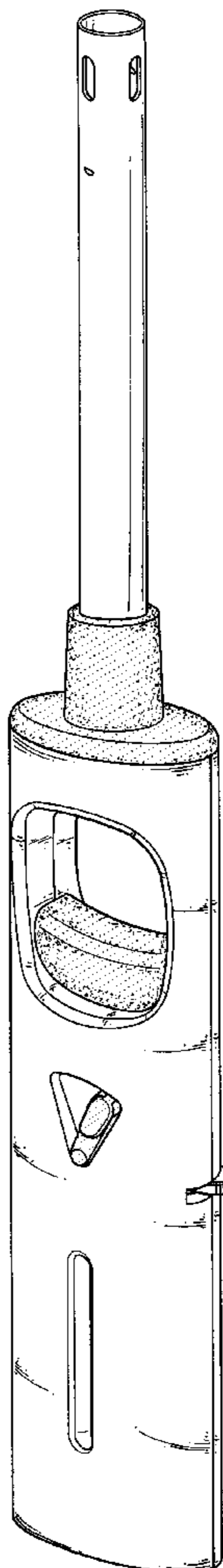
FIG. 4 is a left side elevational view thereof;

FIG. 5 is a right side elevational view thereof;

FIG. 6 is a top plan view thereof; and,

FIG. 7 is a bottom plan view thereof.

1 Claim, 4 Drawing Sheets



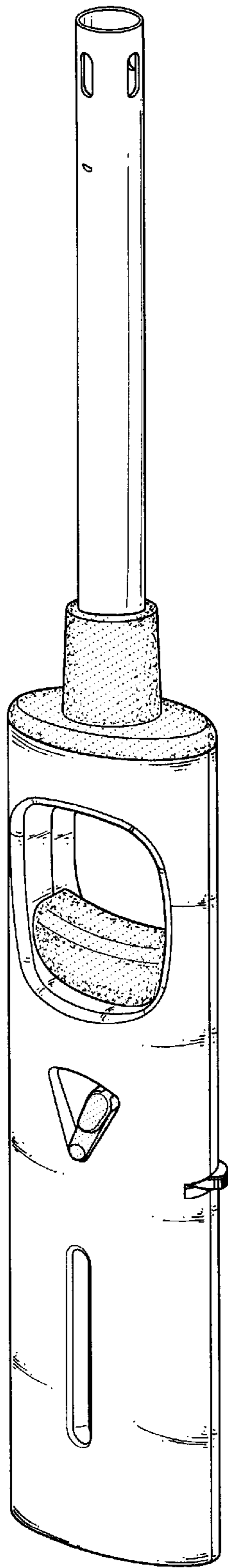


FIG. 1

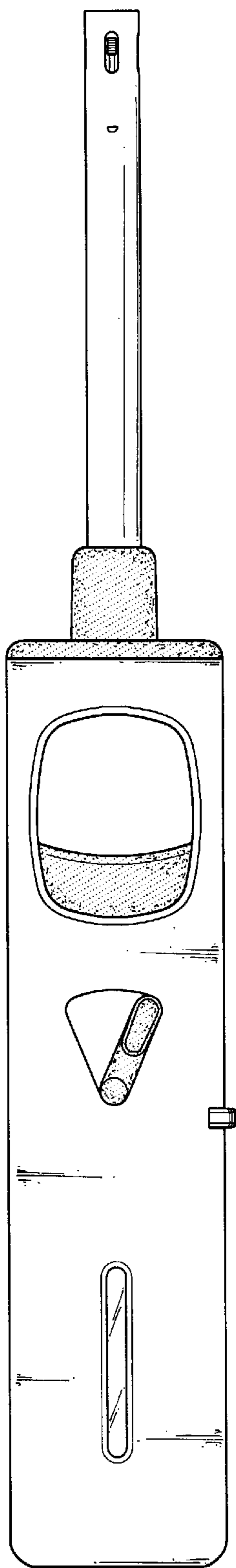


FIG. 2

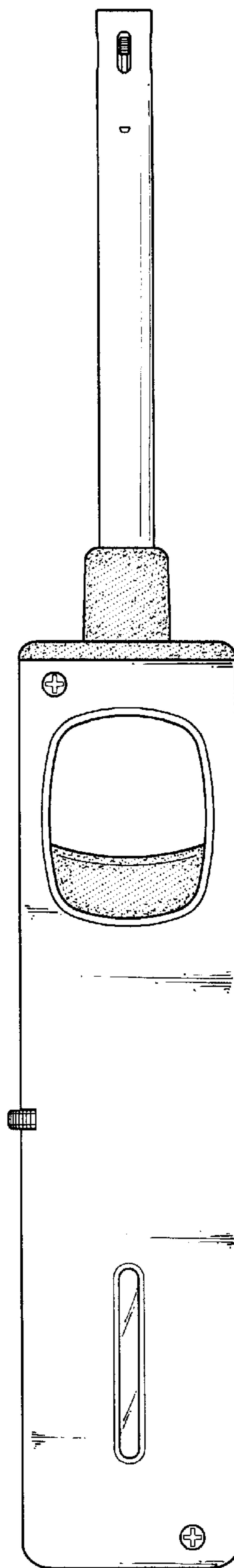


FIG. 3

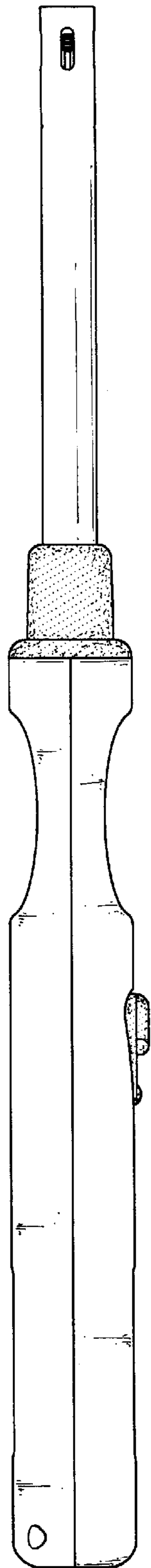


FIG. 4

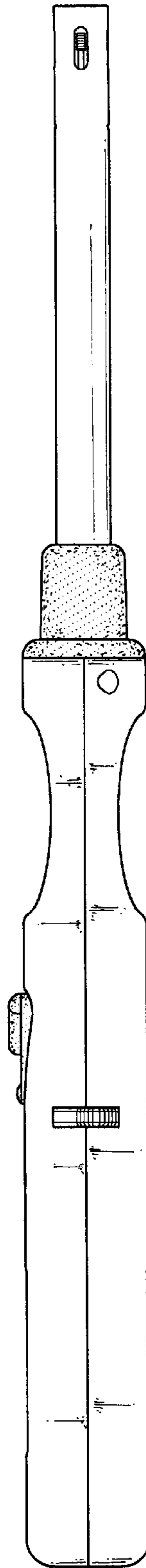


FIG. 5

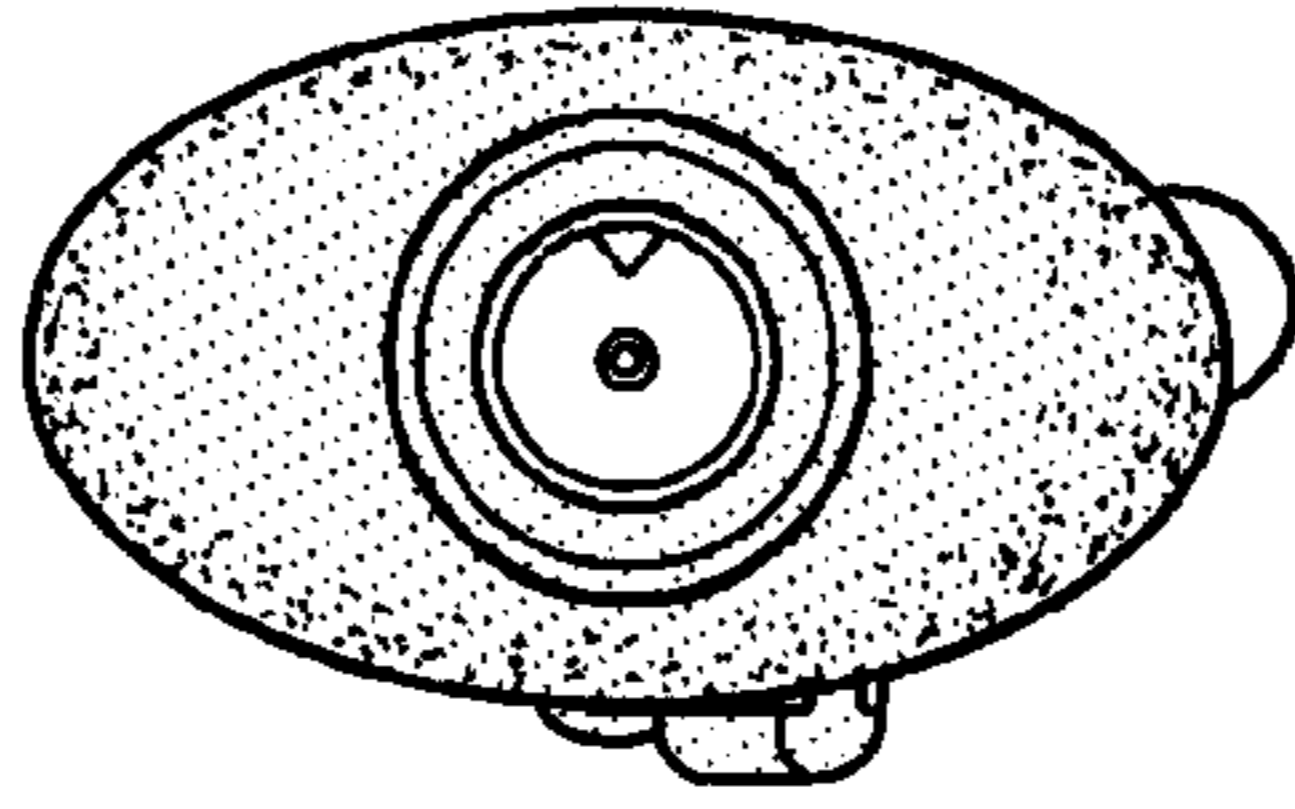


FIG. 6

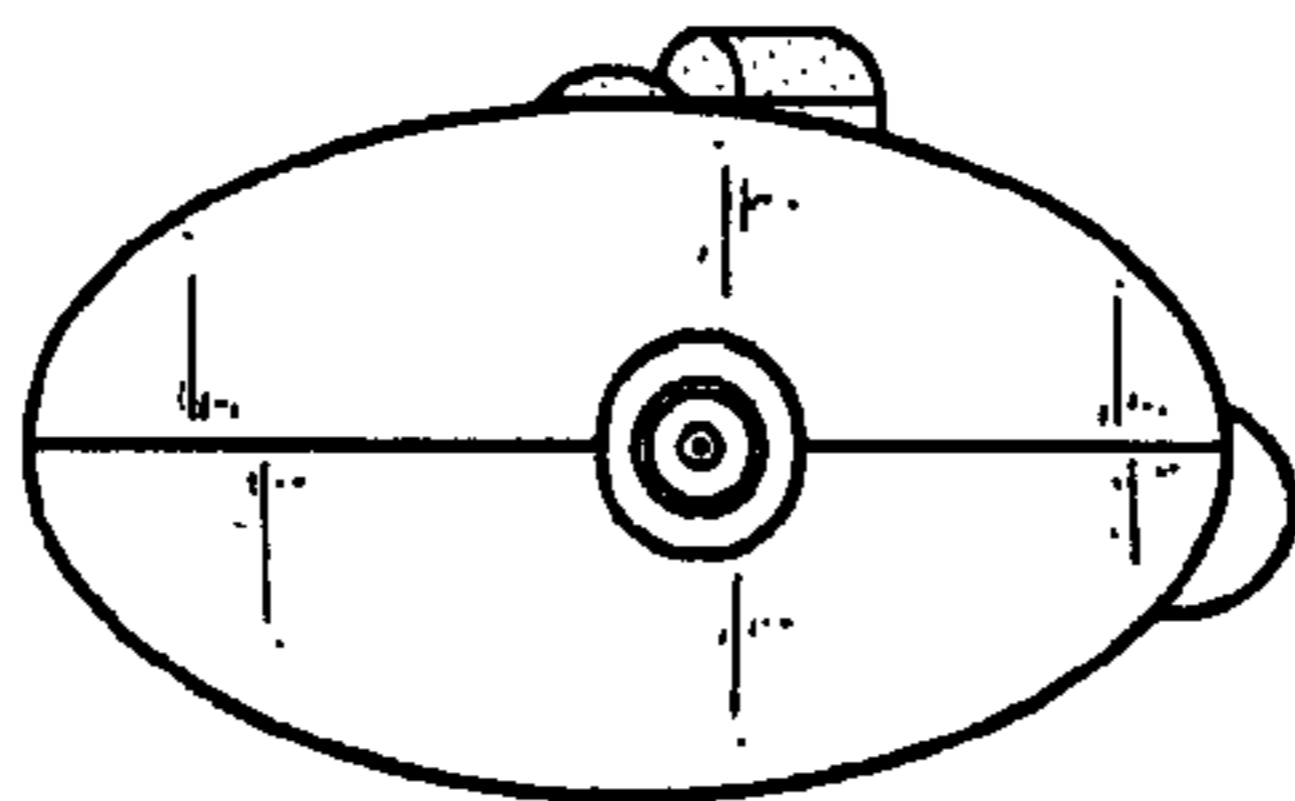


FIG. 7