



US00D488662S

(12) **United States Design Patent**
Gonzalez

(10) **Patent No.:** **US D488,662 S**

(45) **Date of Patent:** **** Apr. 20, 2004**

(54) **POCKET TOWEL**

(76) **Inventor:** **Jason R. Gonzalez**, 5727 Ocaso Dr.,
Mira Loma, CA (US) 91752

(**) **Term:** **14 Years**

(21) **Appl. No.:** **29/168,257**

(22) **Filed:** **Sep. 30, 2002**

(51) **LOC (7) Cl.** **06-13**

(52) **U.S. Cl.** **D6/608**

(58) **Field of Search** D6/382, 383, 595,
D6/596, 597, 599, 601, 602, 603, 604,
605, 606, 607, 608, 609, 610, 611, 612,
613, 614, 615; 5/417, 418, 419, 420, 482,
485, 490, 495, 496, 497, 499, 500, 502,
512, 630, 636, 652, 653, 654, 655, 655.3,
656, 907, 945, 946; 15/208, 209.1, 210.1;
139/396; 297/228.1, 229, 452.41

(56) **References Cited**

U.S. PATENT DOCUMENTS

799,080	A	*	9/1905	Nielsen	5/485
D271,266	S	*	11/1983	Thom	D6/595
4,458,738	A	*	7/1984	Wilson	297/229
4,536,028	A	*	8/1985	Jones et al.	5/482
D286,486	S	*	11/1986	Goble, Jr. et al.	D6/611
4,676,376	A	*	6/1987	Keiswetter	297/229
4,725,094	A	*	2/1988	Greer	297/229
4,793,012	A	*	12/1988	LaPorte	5/420
4,844,540	A	*	7/1989	Pegram	5/417
4,877,288	A	*	10/1989	Lee	297/229
5,326,152	A	*	7/1994	Baron	297/228.1
D377,573	S	*	1/1997	Morgan	D6/596
5,620,229	A	*	4/1997	Ledford	297/229
D387,939	S	*	12/1997	Tedesco et al.	D6/610
5,709,431	A	*	1/1998	Horn	297/229
5,740,566	A	*	4/1998	Stacy	5/417
5,802,643	A	*	9/1998	Sloot	5/419

D403,195	S	*	12/1998	Irwin-Tesmer	D6/610
5,843,556	A	*	12/1998	Levas	5/417
D409,039	S	*	5/1999	Kuehnl et al.	D6/610
D416,429	S	*	11/1999	Kennard	D6/610
D427,834	S	*	7/2000	Buckley	D6/610
6,135,635	A	*	10/2000	Miller et al.	297/229
6,217,116	B1	*	4/2001	Sloot	5/656
6,447,059	B1	*	9/2002	Jackson et al.	297/229

* cited by examiner

Primary Examiner—Robert M. Spear

Assistant Examiner—T. Chase Nelson

(74) *Attorney, Agent, or Firm*—Frederick Gotha, Esq.

(57) **CLAIM**

The ornamental design for a pocket towel, as shown and described.

DESCRIPTION

FIG. 1 is a frontal perspective view of a pocket towel showing my new design;

FIG. 2 is a back perspective view of my new design;

FIG. 3 is a front view of the pocket towel shown in perspective in FIG. 1;

FIG. 4 is a rear view thereof;

FIG. 5 is a left side elevational view thereof and is the mirror image of the right side elevational view thereof;

FIG. 6 is a top view thereof; and,

FIG. 7 is a bottom view thereof.

The surface pattern fragmentarily shown in the figure views is understood to be repeated uniformly upon the pocket towel.

The broken line showing of a portion of a chair in the FIGS. 1 and 2 views is for illustrative purposes only and forms no part of the claimed design.

The broken lines shown on the surface of the pocket towel represent stitching.

1 Claim, 5 Drawing Sheets

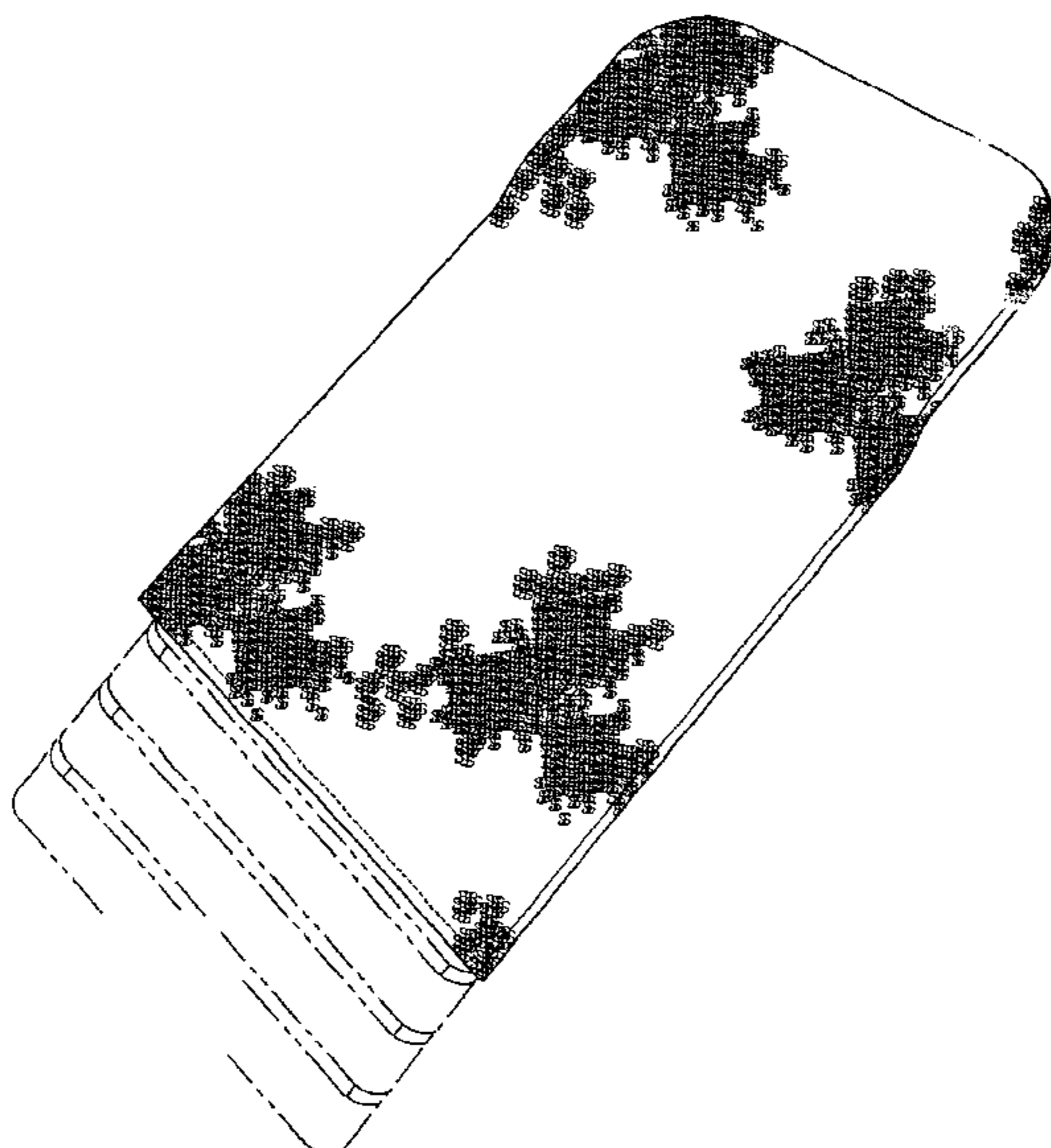


FIG. 1




FIG. 2

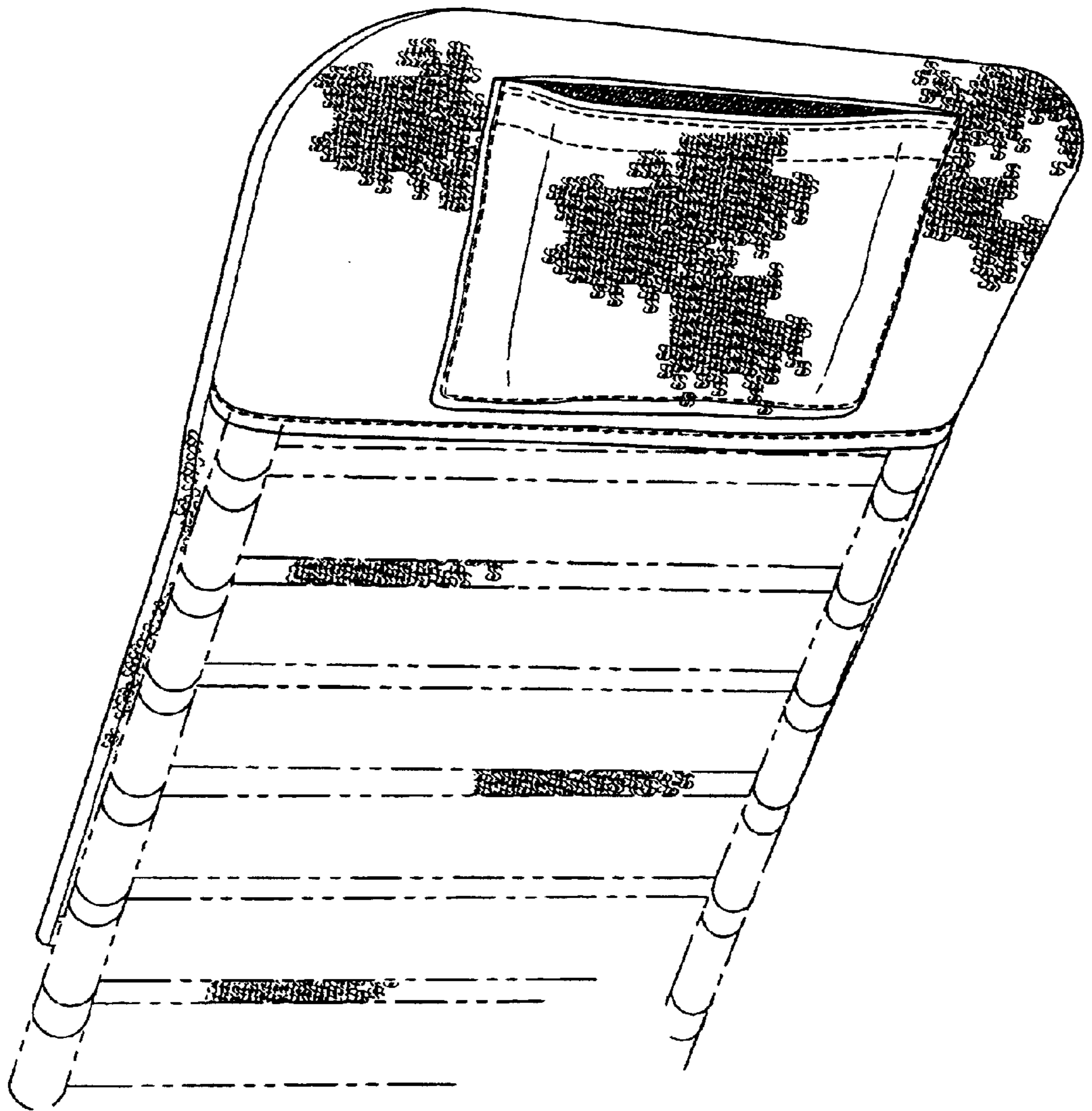


FIG. 3




FIG. 4




FIG. 5



FIG. 6



FIG. 7

