



US00D488648S

(12) **United States Design Patent**
Stanton

(10) **Patent No.:** **US D488,648 S**

(45) **Date of Patent:** **** Apr. 20, 2004**

(54) **ENTERTAINMENT CENTER FRONT**

Armoire, Stone Terrace Collection brochure, Thomasville Furniture Industries, Inc., p. 5, 1994.

(75) Inventor: **Shawn Christopher Stanton**, High Point, NC (US)

Entertainment Center, Martinique Collection brochure, Thomasville Furniture Industries, Inc., p. 20, 2001.

(73) Assignee: **Thomasville Furniture Industries, Inc.**, Thomasville, NC (US)

* cited by examiner

(**) Term: **14 Years**

Primary Examiner—Cathron C. Brooks

(21) Appl. No.: **29/181,280**

(74) *Attorney, Agent, or Firm*—Womble Carlyle Sandridge & Rice, PLLC

(22) Filed: **May 8, 2003**

(51) **LOC (7) Cl.** **06-06**

(52) **U.S. Cl.** **D6/494; D6/509**

(58) **Field of Search** D6/436, 437-439,
D6/445-447, 470, 492, 494, 509; 312/114,
117, 204, 224

(57) **CLAIM**

The ornamental design for a entertainment center front, as shown and described.

DESCRIPTION

(56) **References Cited**

U.S. PATENT DOCUMENTS

D363,835 S	*	11/1995	Paus	D6/439
D372,376 S		8/1996	Walters, III et al.	D6/445
D403,531 S	*	1/1999	Blaay	D6/445
D441,567 S	*	5/2001	Nielsen	D6/439
D461,652 S		8/2002	Stanton	D6/439
D473,070 S	*	4/2003	Kelley et al.	D6/446

OTHER PUBLICATIONS

Furniture Today, Gusdorf Armoire, p. 40, Oct. 19, 1998.*
Furniture Today, Sligh Computer Cabinet, p. 171, Apr. 12, 1999.*

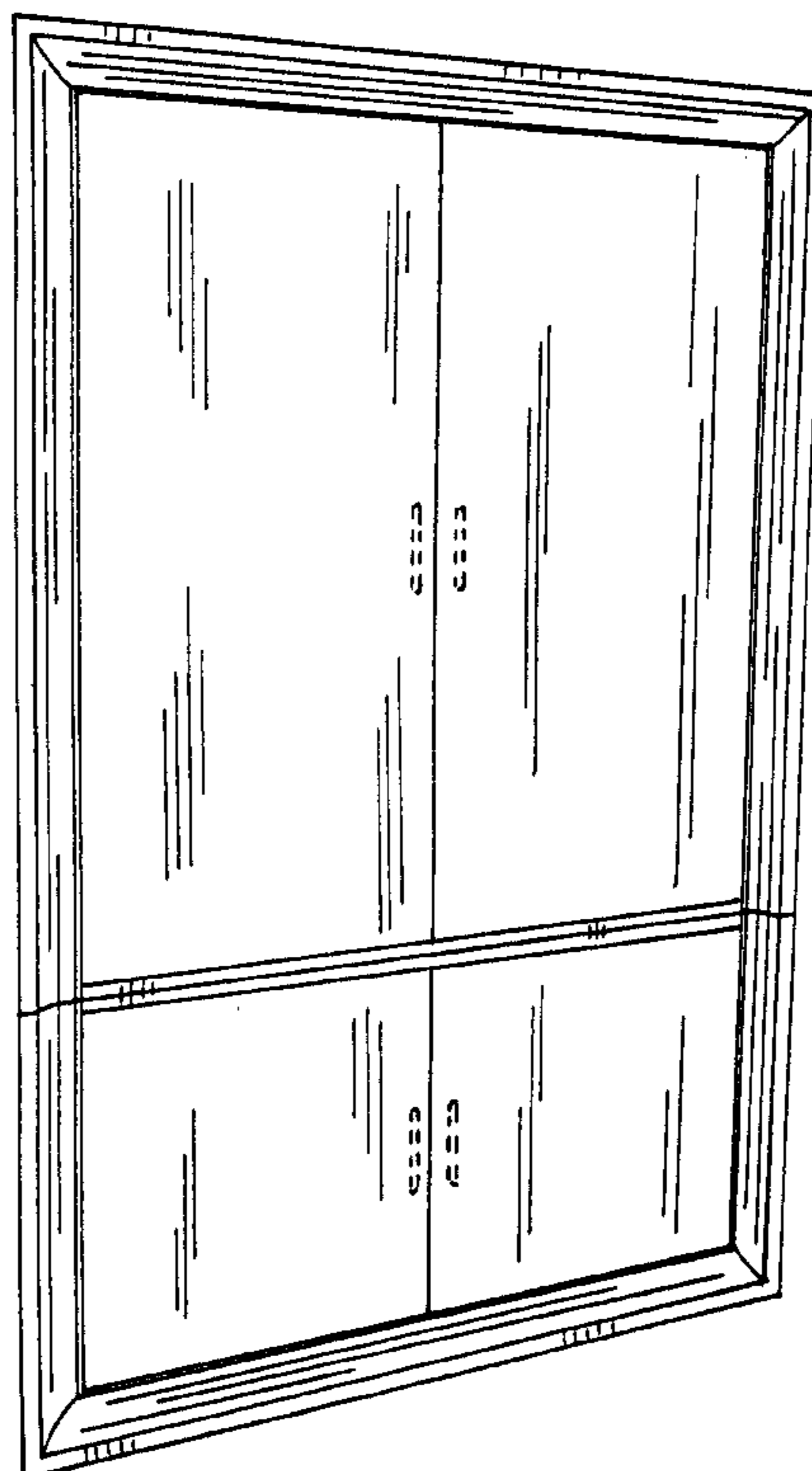
FIG. 1 is a left front perspective view of an entertainment center front showing my new design;

FIG. 2 is a front elevational view thereof; and,

FIG. 3 is a partial cross section taken from line 3—3 in FIG. 2, which is typical for moulding around the face thereof.

The views of the entertainment center front not shown form no part of the claimed design. The broken lines depicting hardware represent environmental elements only and form no part of the claimed design.

1 Claim, 1 Drawing Sheet






FIG. 2




FIG. 1



FIG. 3