



US00D488641S

(12) **United States Design Patent**  
**Walker**

(10) **Patent No.:** **US D488,641 S**

(45) **Date of Patent:** **\*\* Apr. 20, 2004**

(54) **CABINET**

D347,341 S \* 5/1994 Handley et al. .... D6/481  
D461,972 S \* 8/2002 Everett ..... D6/448

(75) Inventor: **David Walker**, Chester, PA (US)

\* cited by examiner

(73) Assignee: **Zenith Products Corp.**, New Castle, DE (US)

*Primary Examiner*—Cathron C. Brooks  
(74) *Attorney, Agent, or Firm*—Edgar A. Zarins; Lloyd D. Doigan

(\*\*) Term: **14 Years**

(21) Appl. No.: **29/183,820**

(22) Filed: **Jun. 17, 2003**

(57) **CLAIM**

The ornamental design for a cabinet, as shown and described.

(51) **LOC (7) Cl.** ..... **06-04**

**DESCRIPTION**

(52) **U.S. Cl.** ..... **D6/448**

FIG. 1 is a perspective view of a cabinet showing my new design;

(58) **Field of Search** ..... D6/432–448, 470,  
D6/559, 561, 567; 312/237, 278, 279, 204,  
205, 224

FIG. 2 is a front elevational view thereof;

FIG. 3 is a left side view thereof, the opposite side being a mirror image of the side shown;

FIG. 4 is a top plan view thereof; and,

FIG. 5 is a bottom plan view thereof.

(56) **References Cited**

**U.S. PATENT DOCUMENTS**

D221,089 S \* 7/1971 Bergman ..... D6/448

**1 Claim, 2 Drawing Sheets**




Fig-1





Fig-2



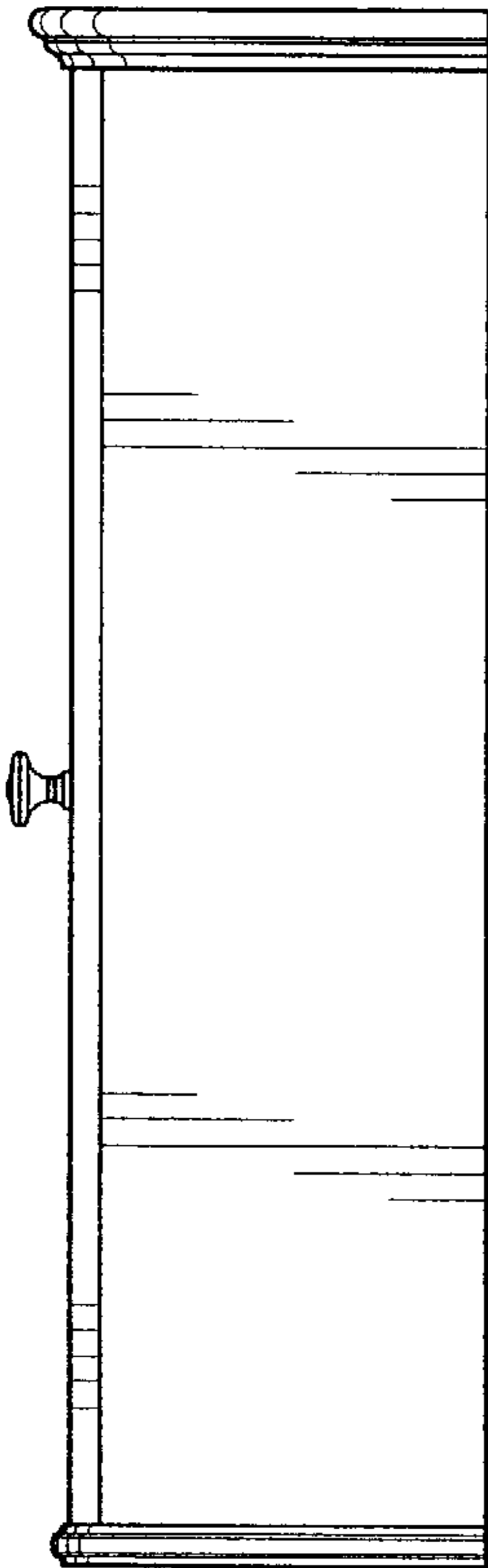


Fig-3




Fig-4




Fig-5