



US00D488637S

(12)

**United States Design Patent**  
**Stanton**

(10)

**Patent No.:**  
**US D488,637 S**

(45)

**Date of Patent:**  
**\*\* Apr. 20, 2004**

- (54) **BAR CABINET**
- (75) Inventor: **Shawn Christopher Stanton**, High Point, NC (US)
- (73) Assignee: **Thomasville Furniture Industries, Inc.**, Thomasville, NC (US)
- (\*\*) Term: **14 Years**
- (21) Appl. No.: **29/181,281**
- (22) Filed: **May 8, 2003**
- (51) **LOC (7) Cl.** ..... **06-04**
- (52) **U.S. Cl.** ..... **D6/438; D6/439; D6/446**
- (58) **Field of Search** ..... D6/436, 437–439, D6/441, 445–448, 470; 312/114, 117, 204, 224

- (56) **References Cited**
- U.S. PATENT DOCUMENTS**
- D82,738 S \* 12/1930 French ..... D6/438
- D113,318 S \* 2/1939 Barnett ..... D6/438 X
- D429,917 S \* 8/2000 Hazen et al. .... D6/438
- D439,076 S \* 3/2001 Mathieu et al. .... D6/446
- D439,440 S \* 3/2001 Mathieu et al. .... D6/446

**OTHER PUBLICATIONS**

Furniture Leg on Table, Homestyle, May 1993.

Bar Cabinet, Mere, p. 426, date unknown, available as of the filing date.

Bar Cabinet, Jean Michael Frank Art Deco Antique, date unknown, available as of the filing date.

\* cited by examiner

*Primary Examiner*—Cathron C. Brooks

(74) *Attorney, Agent, or Firm*—Womble Carlyle Sandridge & Rice, PLLC

(57) **CLAIM**

The ornamental design for a bar cabinet, as shown and described.

**DESCRIPTION**


FIG. 1 is a left front perspective view of a bar cabinet showing my new design;

FIG. 2 is a side elevational view, the opposite side being a mirror image thereof; and,

FIG. 3 is a front elevational view thereof.

The views of the bar cabinet not shown form no part of the claimed design. The broken lines depicting hardware represent environmental elements only and form no part of the claimed design.

**1 Claim, 3 Drawing Sheets**






FIG. 1

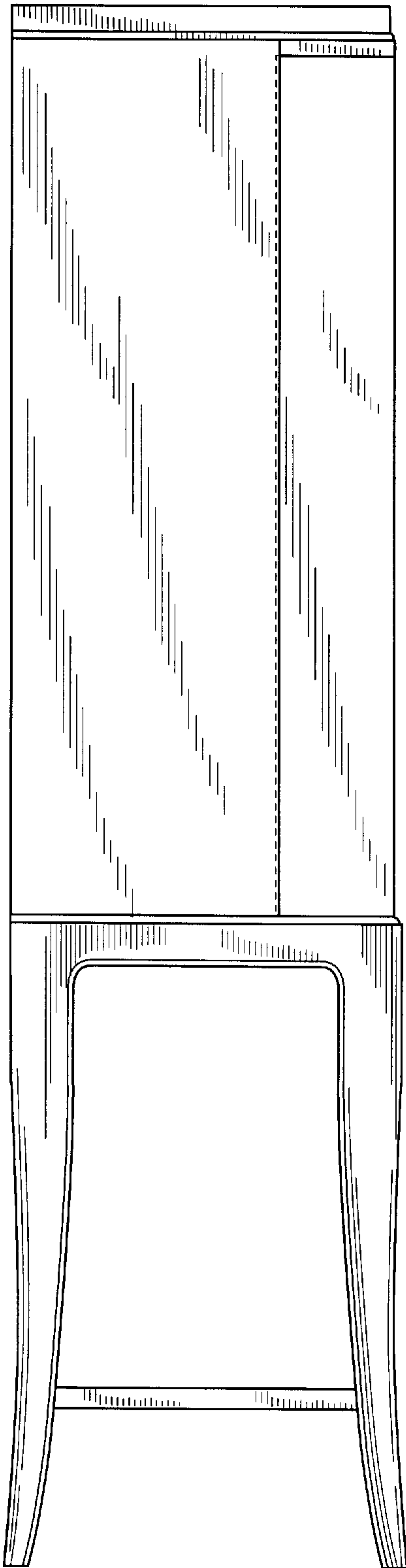


FIG. 2

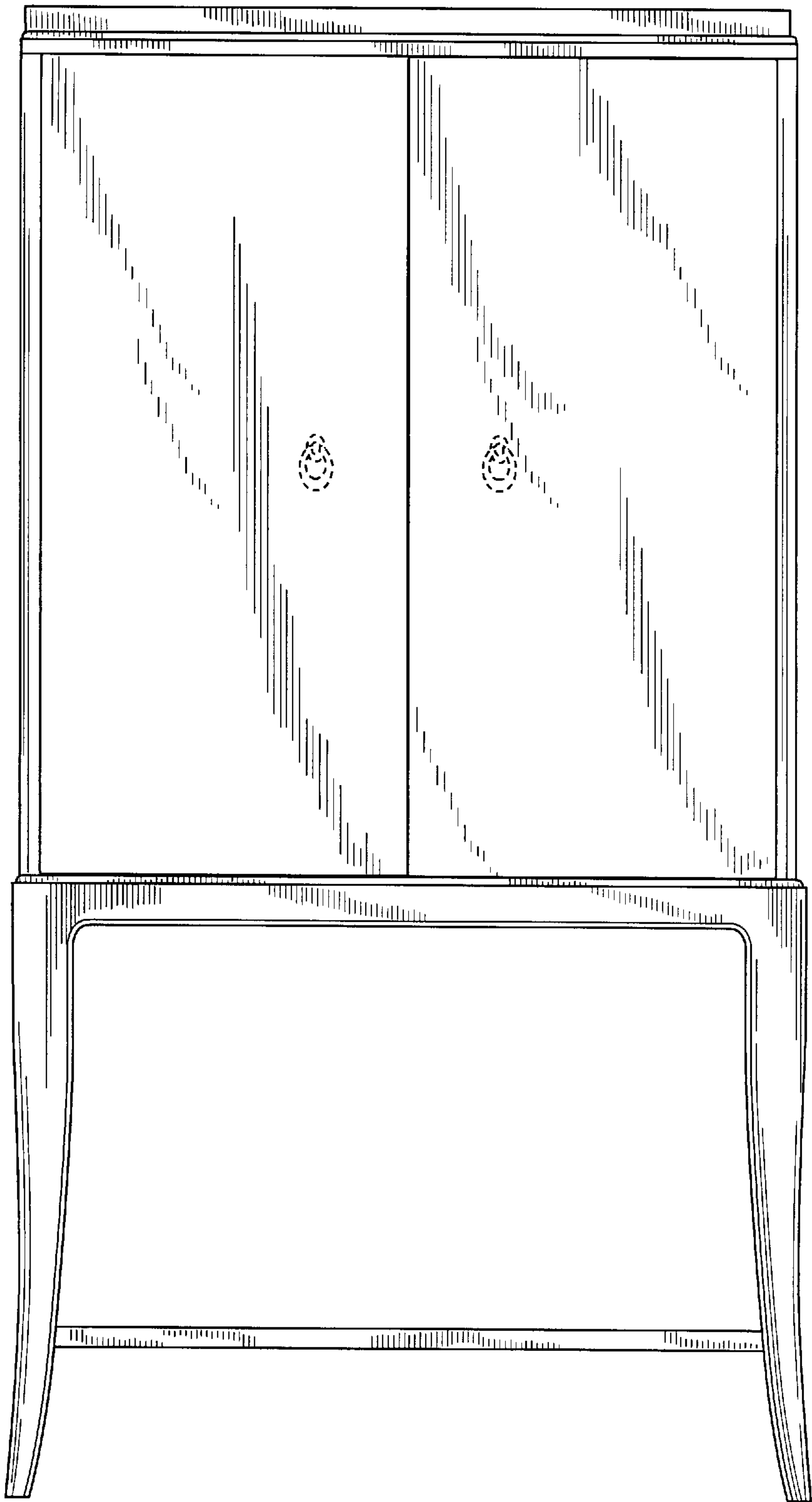


FIG. 3