



US00D488635S

(12) **United States Design Patent**
Clucas

(10) **Patent No.:** **US D488,635 S**

(45) **Date of Patent:** **** Apr. 20, 2004**

(54) **SPACESAVER CABINET**

D460,290 S * 7/2002 Walker D6/436
D475,865 S * 6/2003 Walker D6/436

(75) Inventor: **Michael Clucas**, Newark, DE (US)

* cited by examiner

(73) Assignee: **Zenith Products Corp.**, New Castle, DE (US)

Primary Examiner—Cathron C. Brooks
(74) *Attorney, Agent, or Firm*—Edgar A. Zarins; Lloyd D. Doigan

(**) Term: **14 Years**

(21) Appl. No.: **29/183,571**

(57) **CLAIM**

(22) Filed: **Jun. 13, 2003**

The ornamental design for a spacesaver cabinet, as shown and described.

(51) **LOC (7) Cl.** **06-04**

DESCRIPTION

(52) **U.S. Cl.** **D6/436; D6/397**

(58) **Field of Search** D6/432–448, 470, D6/559, 561, 567; 312/237, 278, 279, 204, 205, 224


FIG. 1 is a perspective view of a spacesaver cabinet showing my new design;
FIG. 2 is a front elevational view thereof;
FIG. 3 is a left side view thereof, the opposite side being a mirror image of the end shown;
FIG. 4 is a top plan view thereof; and,
FIG. 5 is a bottom plan view thereof.

(56) **References Cited**

U.S. PATENT DOCUMENTS

D426,981 S * 6/2000 Winter et al. D6/436
D439,766 S * 4/2001 Winter D6/446

1 Claim, 3 Drawing Sheets






Fig-1




Fig-2

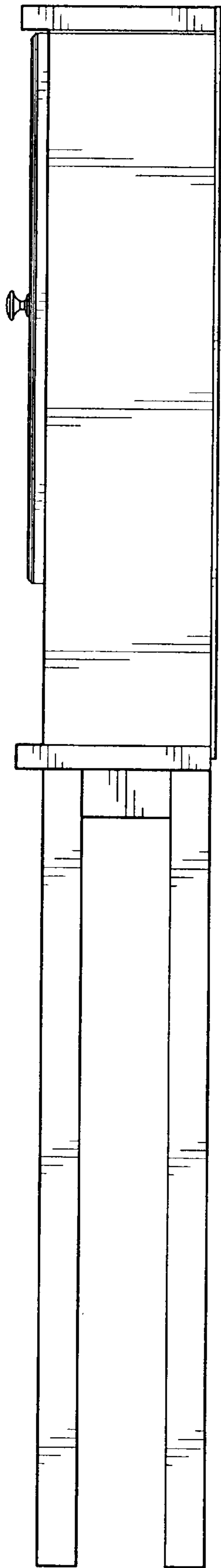


Fig-3




Fig-4




Fig-5