



US00D488628S

(12) **United States Design Patent**  
**Natuzzi**

(10) **Patent No.:** **US D488,628 S**

(45) **Date of Patent:** **\*\* Apr. 20, 2004**

(54) **CHAIR**

(75) Inventor: **Pasquale Natuzzi**, Santeramo in Colle  
Bari (IT)

(73) Assignee: **Natuzzi S.p.A.**, Bari (IT)

(\*\*) Term: **14 Years**

(21) Appl. No.: **29/179,266**

(22) Filed: **Apr. 9, 2003**

(51) **LOC (7) Cl.** ..... **06-01**

(52) **U.S. Cl.** ..... **D6/334**

(58) **Field of Search** ..... D6/334, 335, 336,  
D6/371, 381, 500, 501, 502; 297/445.1,  
446.1

(56) **References Cited**

**U.S. PATENT DOCUMENTS**

D235,943 S	*	7/1975	Long	.....	D6/334
D336,165 S	*	6/1993	Tihany	.....	D6/334
D379,269 S	*	5/1997	Hutton	.....	D6/334
D431,117 S	*	9/2000	Hutton	.....	D6/334

D437,125 S	*	2/2001	Hutton	.....	D6/334
D440,413 S	*	4/2001	Binder et al.	.....	D6/334
D446,395 S	*	8/2001	Hutton	.....	D6/334
D471,021 S	*	3/2003	Lewis et al.	.....	D6/334

\* cited by examiner

*Primary Examiner*—Gary D. Watson

(74) *Attorney, Agent, or Firm*—Harrison & Egbert

(57) **CLAIM**

The ornamental design for a chair, as shown and described.

**DESCRIPTION**

FIG. 1 is a front perspective view of the chair showing my design.

FIG. 2 is another front view thereof;


FIG. 3 is a top view thereof;


FIG. 4 is a side view thereof, having an opposite side view being a mirror image thereof; and,

FIG. 5 is a back view thereof.


The broken lines shown in FIG. 5 are understood to represent stitching.

**1 Claim, 3 Drawing Sheets**







*FIG. 1*



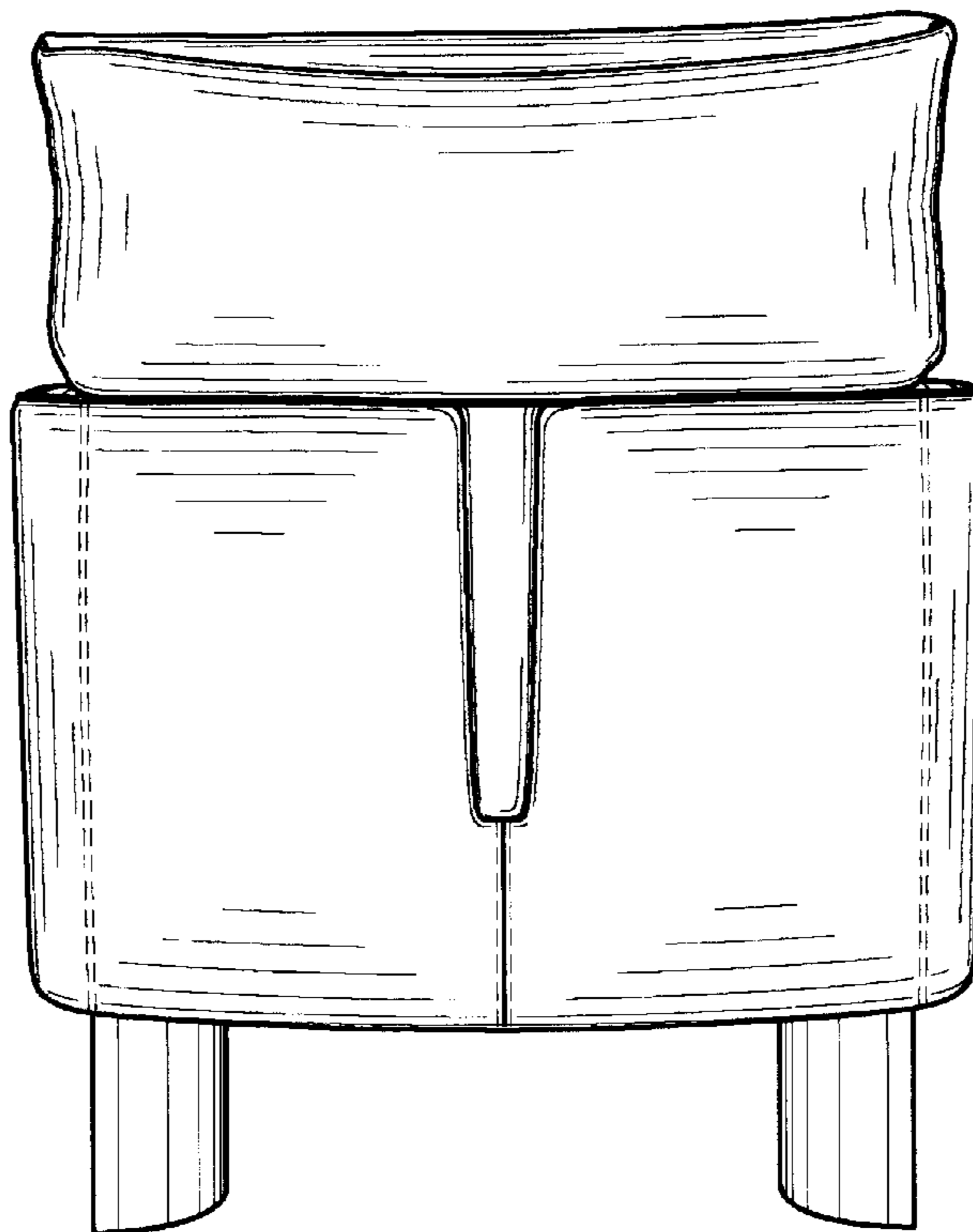
*FIG. 2*



*FIG. 3*



*FIG. 4*



*FIG. 5*