



US00D488625S

(12) **United States Design Patent**
Sakaguchi

(10) **Patent No.:** **US D488,625 S**

(45) **Date of Patent:** **** *Apr. 20, 2004**

(54) **FOLDING FRAME WITH A PICTURE AND IMPRESSION**

(76) **Inventor:** **Thomas Ray Sakaguchi**, 1057
Evergreen Ct., Redlands, CA (US)
92374

(*) **Notice:** This patent is subject to a terminal disclaimer.

(**) **Term:** **14 Years**

(21) **Appl. No.:** **29/179,160**

(22) **Filed:** **Apr. 4, 2003**

(51) **LOC (7) Cl.** **06-07**

(52) **U.S. Cl.** **D6/301; D6/305**

(58) **Field of Search** D6/300-305, 308-314;
40/700, 711, 722, 724, 739, 732, 745, 765,
768, 769, 780, 790, 798, 774, 776

(56) **References Cited**

U.S. PATENT DOCUMENTS

D142,985 S	*	11/1945	Brown	D6/301
2,419,187 A	*	4/1947	Jolly	D6/301
2,558,650 A		6/1951	Heineman		
2,591,565 A		4/1952	Linnard		
2,682,725 A		6/1954	Atwood		
2,909,805 A		10/1959	James		
4,260,574 A		4/1981	Macomson		
4,828,116 A		5/1989	Garcia		
5,167,085 A	*	12/1992	Yang	40/711
5,419,589 A		5/1995	Fattore		

D383,999 S	*	9/1997	Werley	D11/132
5,695,066 A		12/1997	Bartlett		
D418,309 S	*	1/2000	Kuebel et al.	D6/301
6,226,850 B1		5/2001	Parini		
D446,394 S		8/2001	Sakaguchi		
D446,809 S	*	8/2001	Parker	D19/26
6,321,476 B2		11/2001	Parini		

OTHER PUBLICATIONS

Hand print instructions for use.

* cited by examiner

Primary Examiner—Janice E. Seeger

(74) *Attorney, Agent, or Firm*—Cohen & Sakaguchi LLP

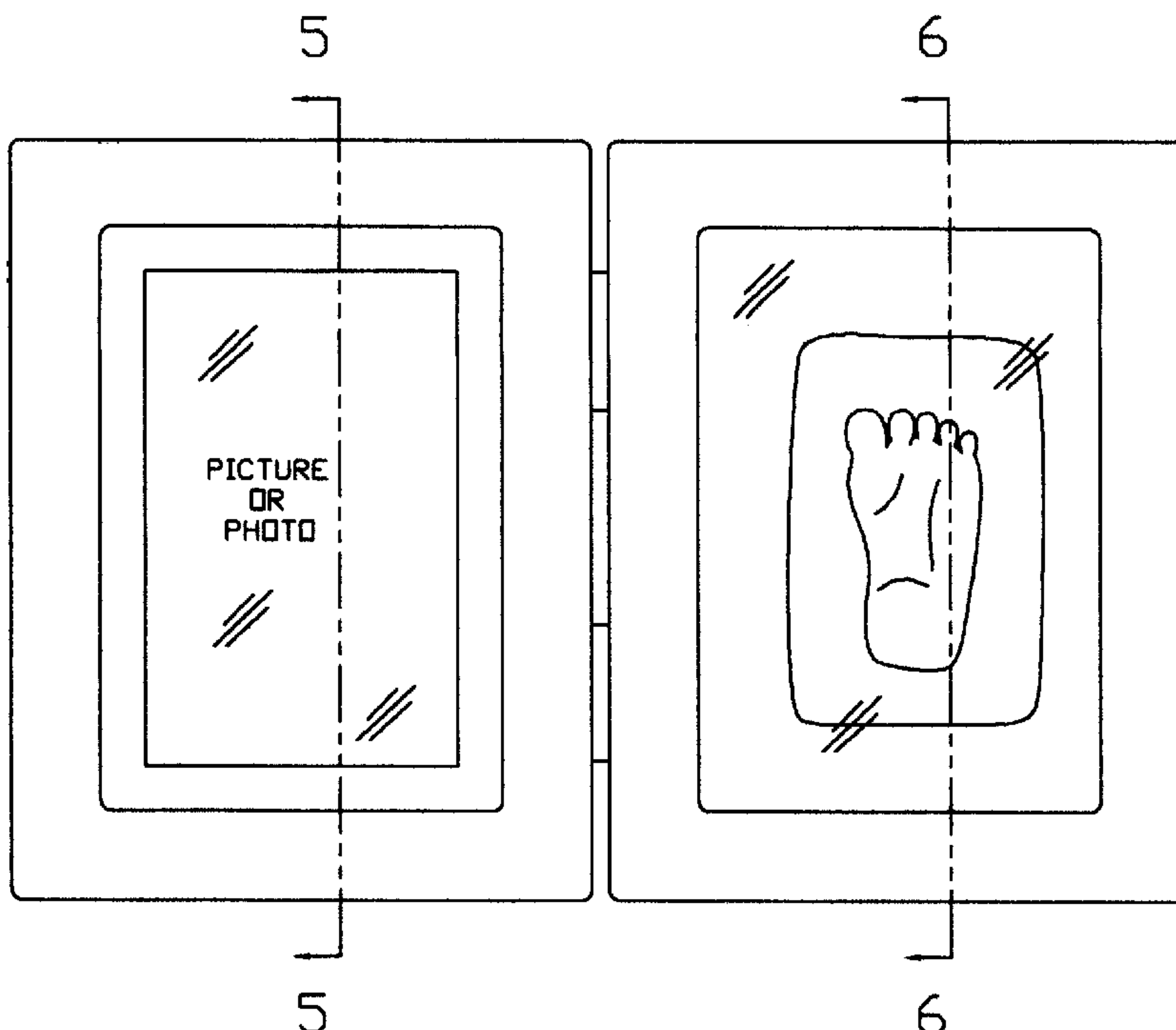
(57) **CLAIM**

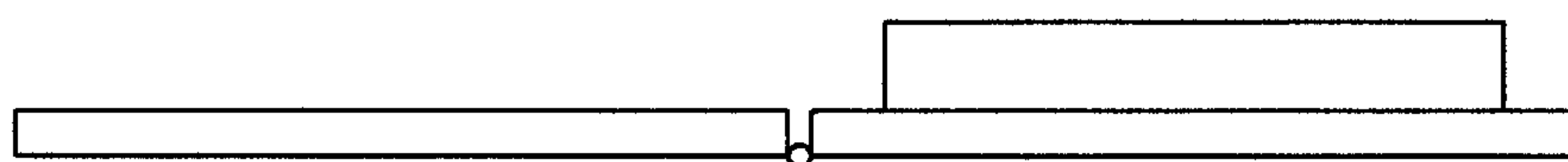
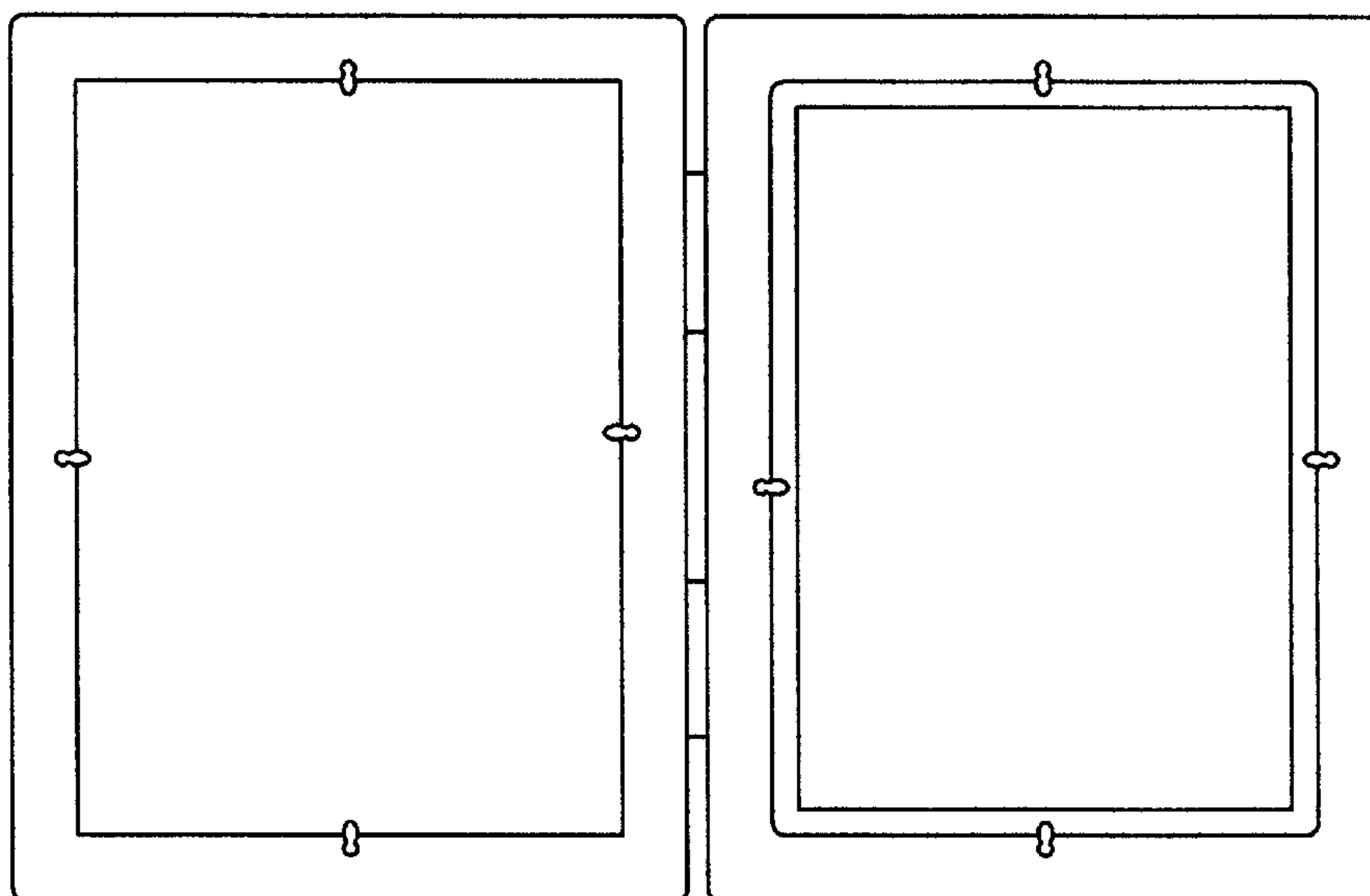
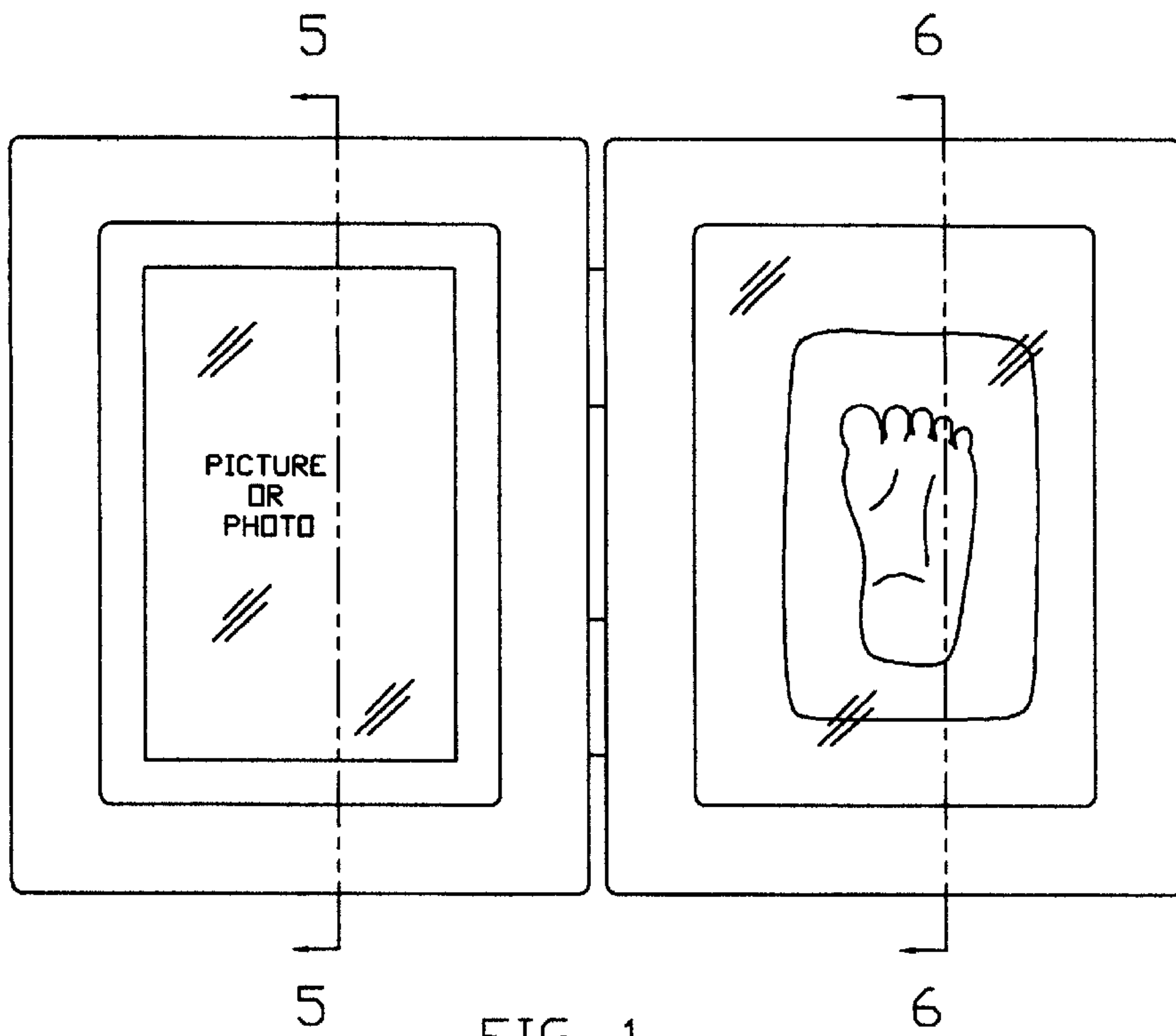
The ornamental design for a folding frame with a picture and impression, as shown and described.

DESCRIPTION

FIG. 1 is a front view of a folding frame with a picture and impression showing my new design;
FIG. 2 is a back view of the frame of FIG. 1;
FIG. 3 is a top view of the frame of FIG. 1;
FIG. 4 is a side view of the frame of FIG. 1;
FIG. 5 is a cross-sectional view along line 5—5;
FIG. 6 is a cross-sectional view along line 6—6;
FIG. 7 is a front elevational view showing the inner portion for convenience of illustration; and,
FIG. 8 is a side elevational view thereof.

1 Claim, 2 Drawing Sheets








FIG. 4



FIG. 6



FIG. 5




FIG. 7



FIG. 8