



US00D488624S

(12) **United States Design Patent**  
**Wanek et al.**

(10) **Patent No.:** **US D488,624 S**

(45) **Date of Patent:** **\*\* Apr. 20, 2004**

(54) **MIRROR**

(75) Inventors: **Ronald G. Wanek**, Arcadia, WI (US);  
**Randy D. Domack**, Trempealeau, WI (US)

(73) Assignee: **Ashley Furniture Industries, Inc.**,  
Arcadia, WI (US)

(\*\*) Term: **14 Years**

(21) Appl. No.: **29/177,763**

(22) Filed: **Mar. 14, 2003**

(51) **LOC (7) Cl.** ..... **06-07**

(52) **U.S. Cl.** ..... **D6/300**

(58) **Field of Search** ..... D6/300-303, 309-314;  
40/700, 711, 722, 714-716, 745, 747, 780,  
790, 798, 757; 359/838, 871

(56) **References Cited**

**U.S. PATENT DOCUMENTS**

D23,022 S	*	1/1894	Kelsey	.....	D6/300
D37,219 S	*	11/1904	Benza	.....	D6/300
D299,296 S		1/1989	Lafko		
D340,809 S		11/1993	Black		
D370,784 S		6/1996	Walters, III et al.		
D371,005 S		6/1996	Brunner et al.		
D374,570 S		10/1996	Keller et al.		
D387,925 S		12/1997	Keller et al.		
D390,009 S		2/1998	Walters, III et al.		
D394,159 S	*	5/1998	Leung	.....	D6/309
D404,223 S		1/1999	Bargagli-Stoffi		
D407,904 S		4/1999	Zaidman		
D409,844 S		5/1999	Cain		
D410,792 S		6/1999	Zaidman		
D413,023 S		8/1999	Zaidman		
D427,439 S		7/2000	Hazen et al.		

D455,015 S		4/2002	Harwanko		
D458,036 S	*	6/2002	Vaaler	.....	D6/300
D460,864 S	*	7/2002	Stanton	.....	D6/300

**OTHER PUBLICATIONS**

Century Furniture Industries, www.centuryfurniture.com, Nov. 22, 2002.

Bassett Furniture Industries, Inc., "Hyde Park—Triple Dresser Base, Seven Drawers", www.bassettfurniture.com, Jan. 10, 2003.

Bassett Furniture Industries, Inc., "Matilda Bay—Coral Bay Dresser", www.bassettfurniture.com, Jan. 10, 2003.

Henredon, "Grand Provenance—Mirror, Dresser", www.henredon.com, Jan. 10, 2003.

Lexington Home Brands, "Diamant—Landscape Mirror", www.lexington.com, Jan. 10, 2003.

\* cited by examiner

*Primary Examiner*—Janice E. Seeger

(74) *Attorney, Agent, or Firm*—Patterson, Thuente, Skaar & Christensen, P.A.

(57) **CLAIM**

The ornamental design for a mirror, as shown and described.

**DESCRIPTION**


FIG. 1 is a right front perspective view of a mirror showing the design of the present invention.

FIG. 2 is a top view of a mirror showing the design of the present invention; and,

FIG. 3 is a right side elevation view of a mirror showing the design of the present invention.

The bottom and rear views of the mirror are not shown and form no part of the claimed design.

**1 Claim, 2 Drawing Sheets**






FIG. 1




FIG. 2



FIG. 3