



US00D488617S

(12) **United States Design Patent**
Viering

(10) **Patent No.:** **US D488,617 S**

(45) **Date of Patent:** **** Apr. 20, 2004**

(54) **PORTION OF A SLIPPER**

(75) Inventor: **Elizabeth L. Viering**, Columbus, OH (US)

(73) Assignee: **R. G. Barry Corporation**, Pickerington, OH (US)

(**) Term: **14 Years**

(21) Appl. No.: **29/160,758**

(22) Filed: **May 15, 2002**

(51) **LOC (7) Cl.** **02-99**

(52) **U.S. Cl.** **D2/919; D2/899**

(58) **Field of Search** D2/896, 899, 919, D2/921-924, 969, 974, 976; 36/9 R, 10

(56) **References Cited**

U.S. PATENT DOCUMENTS

D51,535 S	*	12/1917	Blum	D2/899
D57,456 S	*	3/1921	Wagner	D2/919
1,491,086 A		4/1924	Dessau		
D70,572 S	*	7/1926	Myers	D2/976
D85,722 S	*	12/1931	Wiesner	D2/976
D97,301 S	*	10/1935	Morgenstern	D2/922
D121,157 S	*	6/1940	Earl	D2/921
D160,091 S	*	9/1950	Lacek	D2/922
D171,587 S	*	3/1954	Feix	D2/974

OTHER PUBLICATIONS

Dearfoams Slippers Catalog, Fall/Winter 1994.
Dearfoams Slippers Catalog Spring/Summer 1994.
Dearfoams Slippers Catalog Fall/Winter 1993.

* cited by examiner

Primary Examiner—Dominic Simone

(74) *Attorney, Agent, or Firm*—Merchant & Gould P.C.

(57) **CLAIM**

The ornamental design for a portion of a slipper, as shown.

DESCRIPTION

FIG. 1 is a perspective view of the top, right side and front of a slipper portion, wherein no claim is made to the sole; FIG. 2 is a top plan view of the slipper portion; FIG. 3 is a bottom plan view of the slipper portion; FIG. 4 is a front elevation view of the slipper portion; FIG. 5 is a rear elevation view of the slipper portion; FIG. 6 is a right side elevation view of the slipper portion; and, FIG. 7 is a left side elevation view of the slipper portion. It should be understood that in all embodiments, no claim to color is made. It should also be understood that the tread pattern on the bottom of the outsole is not claimed as an ornamental feature of our design. It should further be understood that alternative seam appearances are contemplated. For example, different stitching patterns may be used. Glued rather than stitched seams may be substituted in the claimed invention. Alternatives are also contemplated for the sole thickness, fabric texture, midsole thickness, area of the wearer's foot that is covered by the upper, and other features. The overall size of the slipper may range within the range of different shoe sizes typically made commercially available. Additionally, no claim is made to the indicia "zizi".

1 Claim, 7 Drawing Sheets

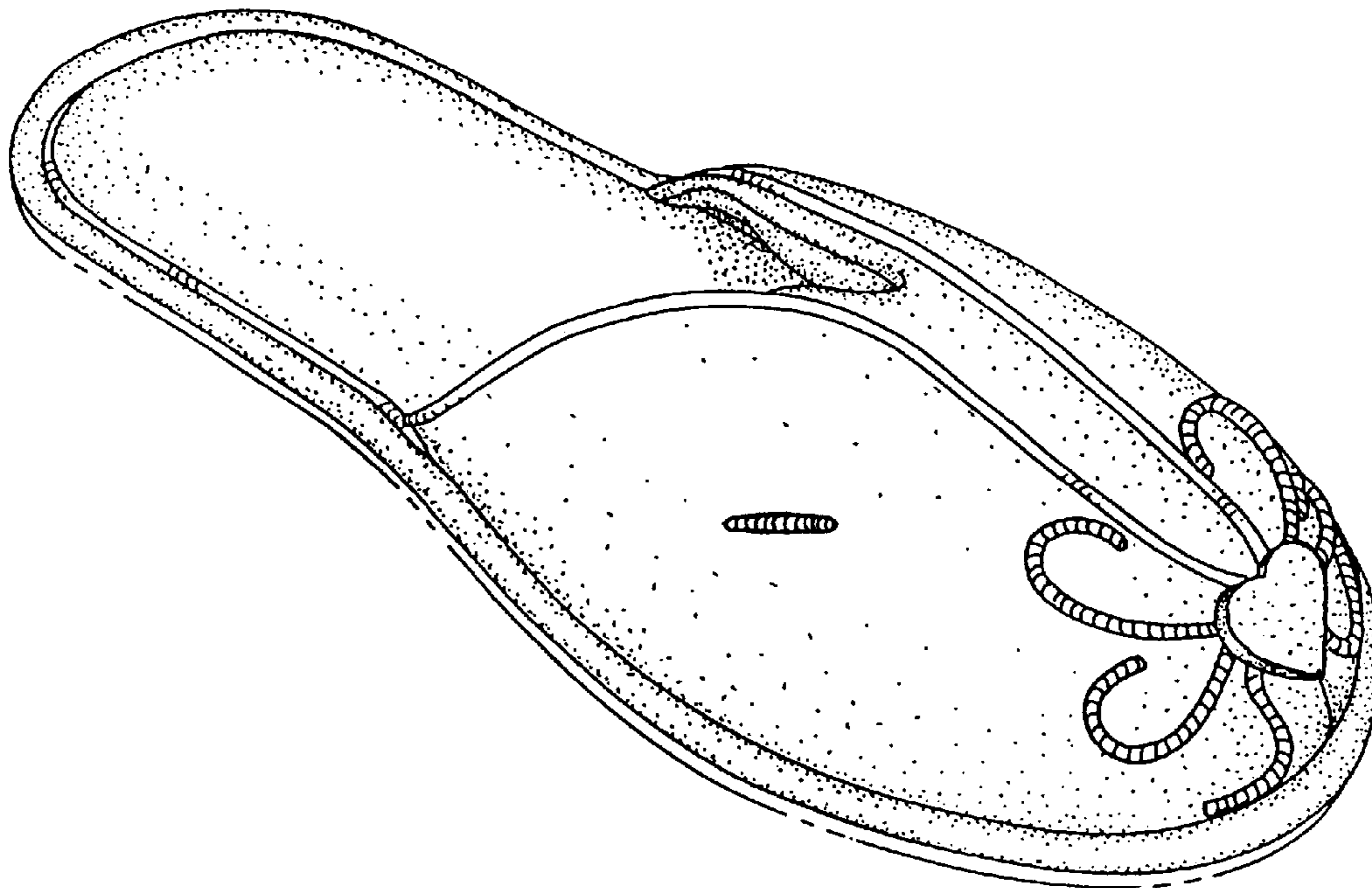


FIG. 1

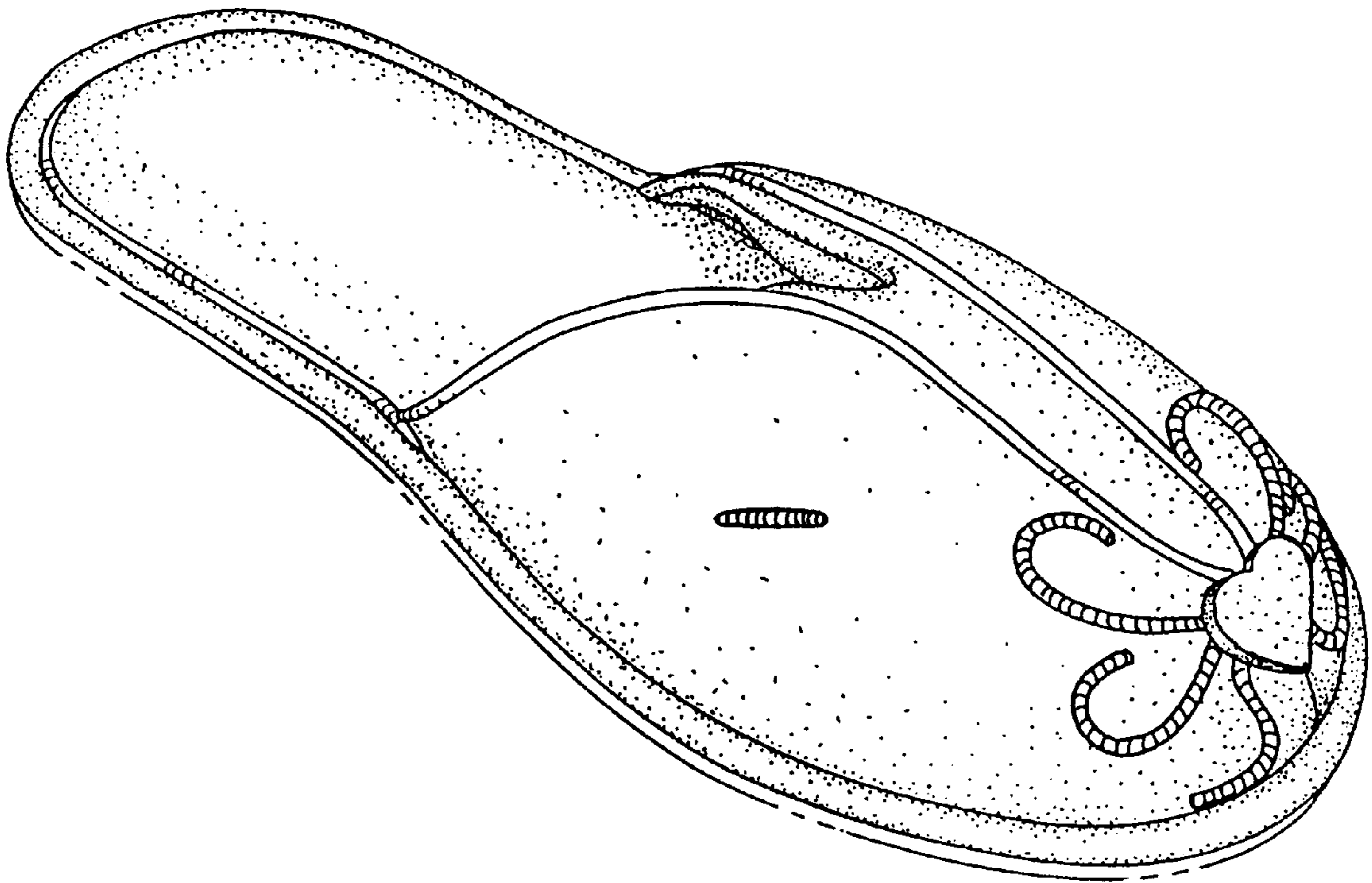


FIG. 2

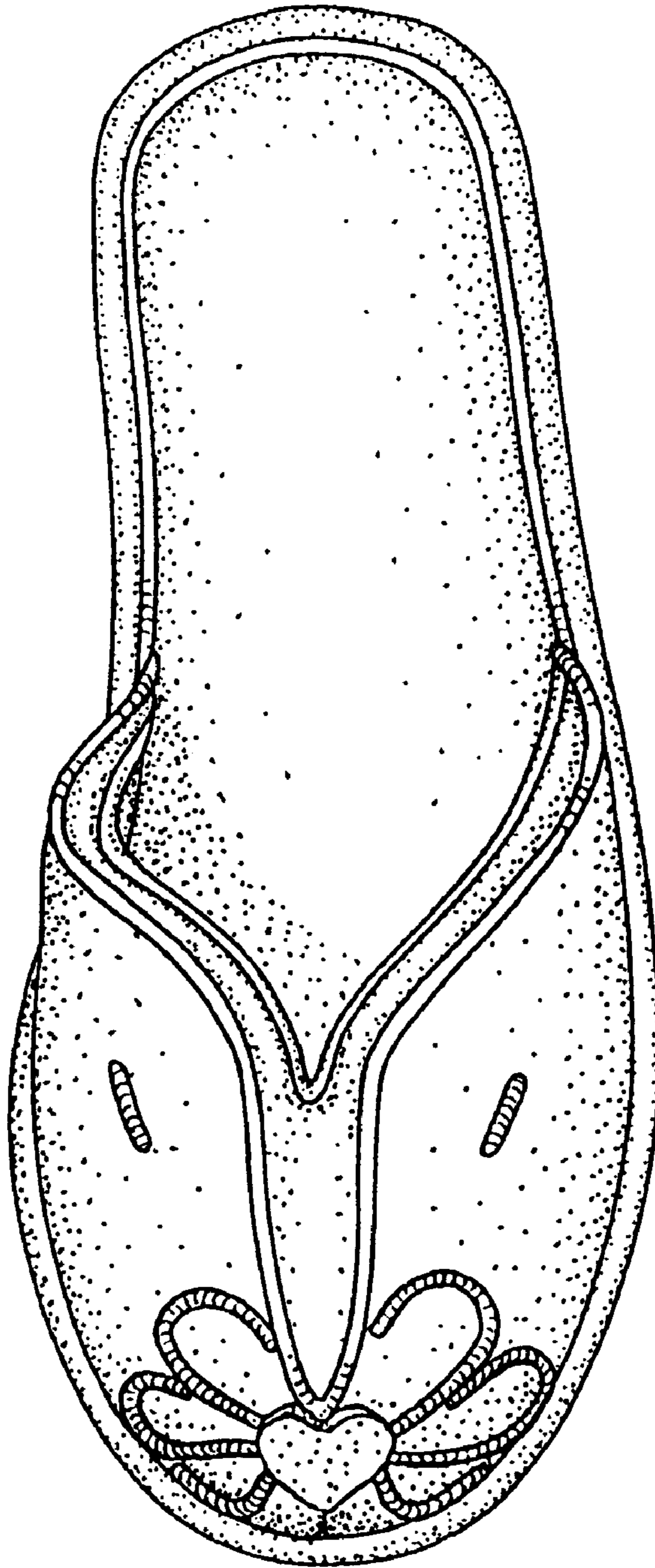


FIG. 3

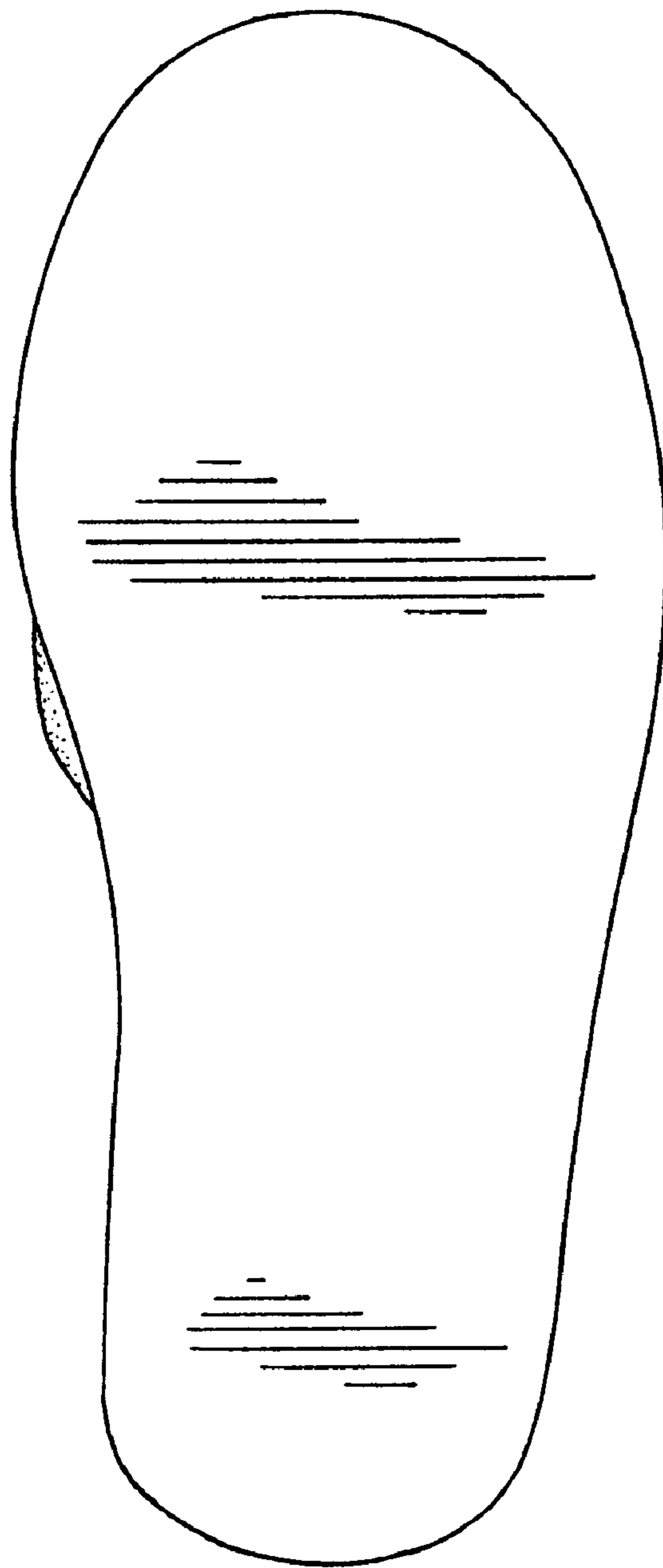


FIG. 4

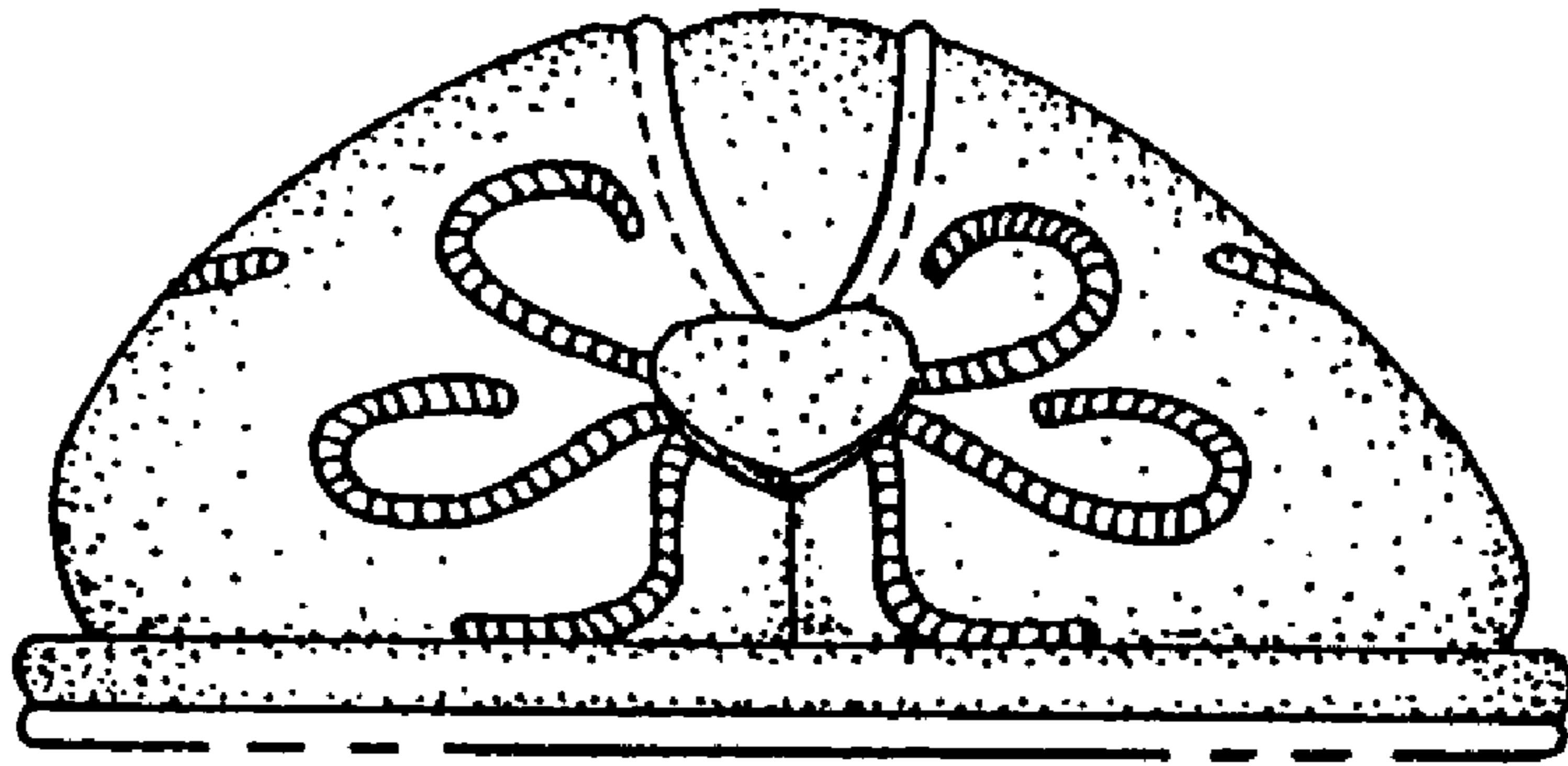


FIG. 5

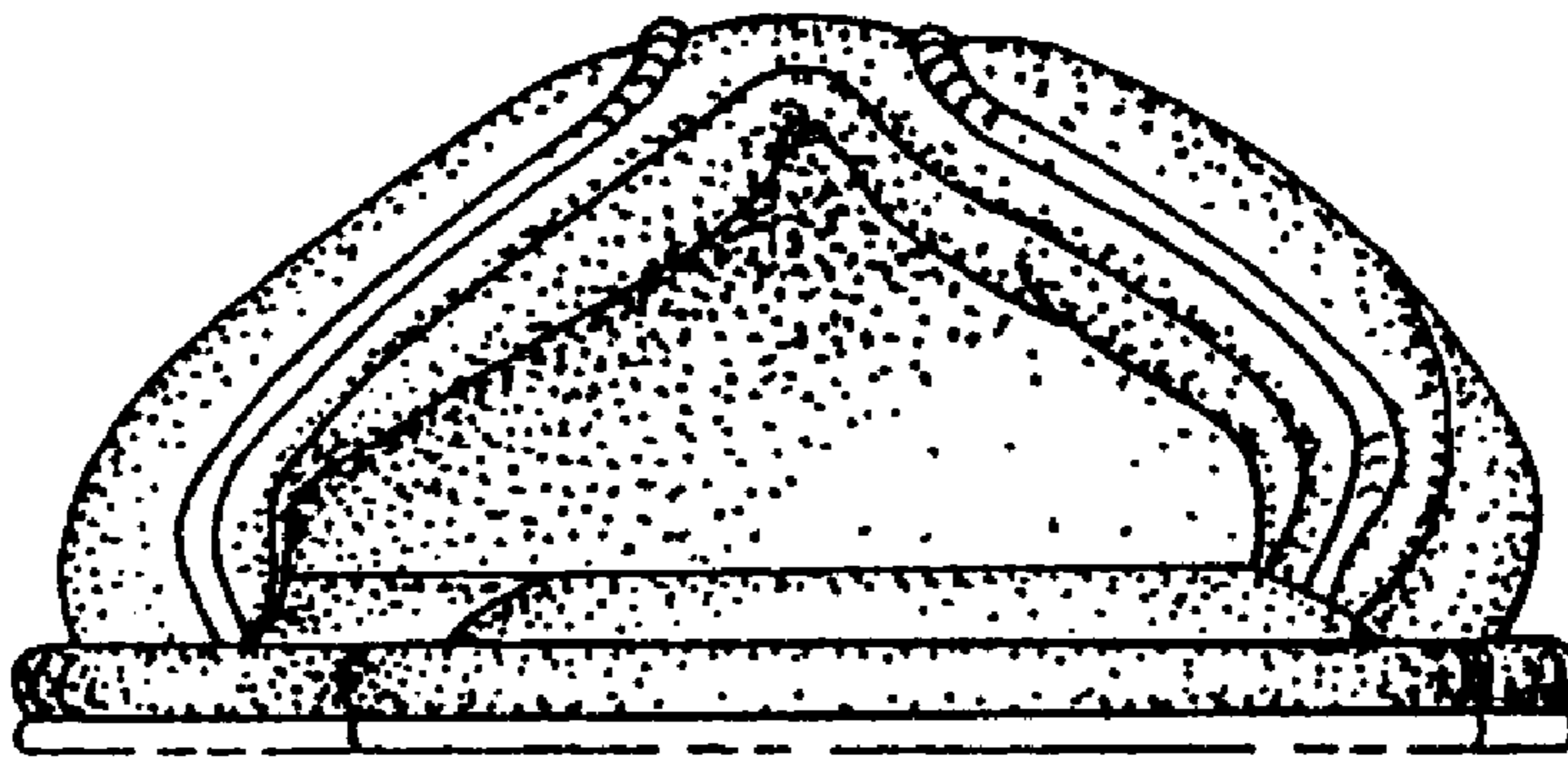


FIG. 6

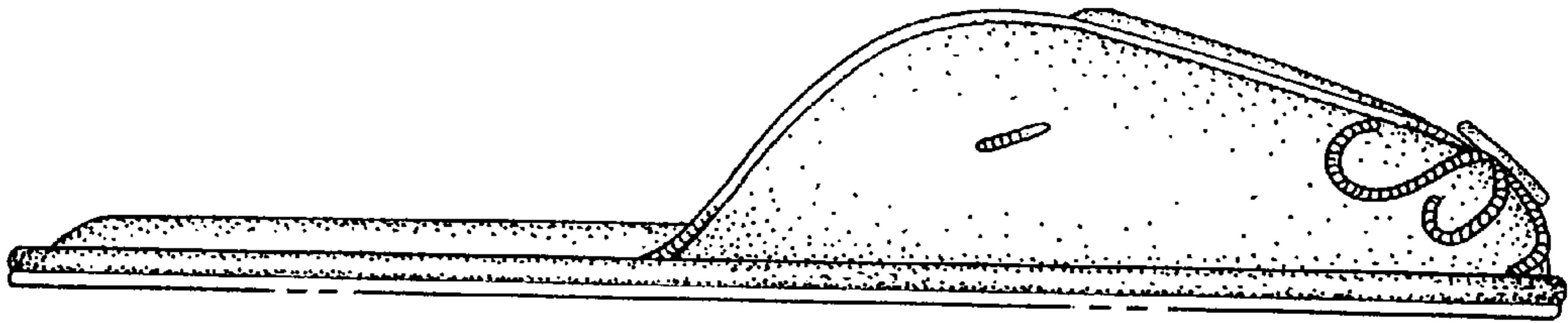
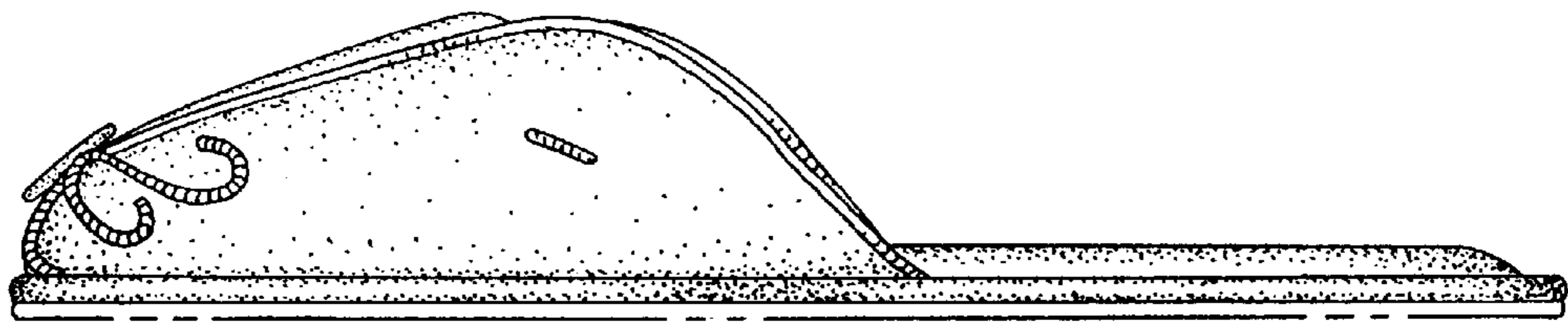


FIG. 7



UNITED STATES PATENT AND TRADEMARK OFFICE
CERTIFICATE OF CORRECTION

PATENT NO. : Des. 488,617 S
DATED : April 20, 2004
INVENTOR(S) : Viering

Page 1 of 1

It is certified that error appears in the above-identified patent and that said Letters Patent is hereby corrected as shown below:

Title page,
Item [57], **DESCRIPTION,**
Line 10, "tha tin all" should read -- that in all --

Signed and Sealed this

Twenty-seventh Day of July, 2004

A handwritten signature in black ink that reads "Jon W. Dudas". The signature is written in a cursive style with a large, looped initial "J".

JON W. DUDAS
Acting Director of the United States Patent and Trademark Office