



US00D488614S

(12) **United States Design Patent**
Noell et al.

(10) **Patent No.:** **US D488,614 S**

(45) **Date of Patent:** **** Apr. 20, 2004**

(54) **CHEST HARNESS**

(75) Inventors: **Michael M. Noell**, Virginia Beach, VA
(US); **Anne Gresock**, Virginia Beach,
VA (US)

(73) Assignee: **Blackhawk Industries, Inc.**, Norfolk,
VA (US)

(**) Term: **14 Years**

(21) Appl. No.: **29/178,741**

(22) Filed: **Apr. 1, 2003**

(51) **LOC (7) Cl.** **02-02**

(52) **U.S. Cl.** **D2/829; D29/101**

(58) **Field of Search** D29/100, 101,
D29/124; 2/2.5, 455, 462, 463, 92, 102,
913; 109/49.5; 89/36.05, 36.07; D2/828,
829, 854, 860, 864

(56) **References Cited**

U.S. PATENT DOCUMENTS

D278,280 S	*	4/1985	Gregory et al.	D29/100
4,872,215 A	*	10/1989	Sliger	2/463
4,989,267 A	*	2/1991	Watson	2/102
5,020,156 A	*	6/1991	Neuhalfen	2/462

5,950,249 A	*	9/1999	Clement	2/463
6,035,438 A	*	3/2000	Neal et al.	2/2.5
6,035,453 A	*	3/2000	Cain	2/462
D452,047 S	*	12/2001	Ditchfield et al.	D29/100
D455,537 S	*	4/2002	Fyfe	D2/829
6,557,176 B2	*	5/2003	Franco-Sion	2/102

* cited by examiner

Primary Examiner—Louis S. Zarfes

Assistant Examiner—Deanne Levy

(74) *Attorney, Agent, or Firm*—Nixon & Vanderhye P.C.

(57) **CLAIM**

The ornamental design for a chest harness, as shown and described.

DESCRIPTION

FIG. 1 is a front view of a chest harness showing my new design;

FIG. 2 is an upper edge view of the present invention;

FIG. 3 is a lower edge view of the present invention; and,

FIG. 4 is a side edge view of the present invention.

The broken line showing of environmental subject matter is for illustrative purposes only and forms no part of the claimed design. The broken lines shown on the surface of the chest harness are understood to represent stitching.

1 Claim, 3 Drawing Sheets

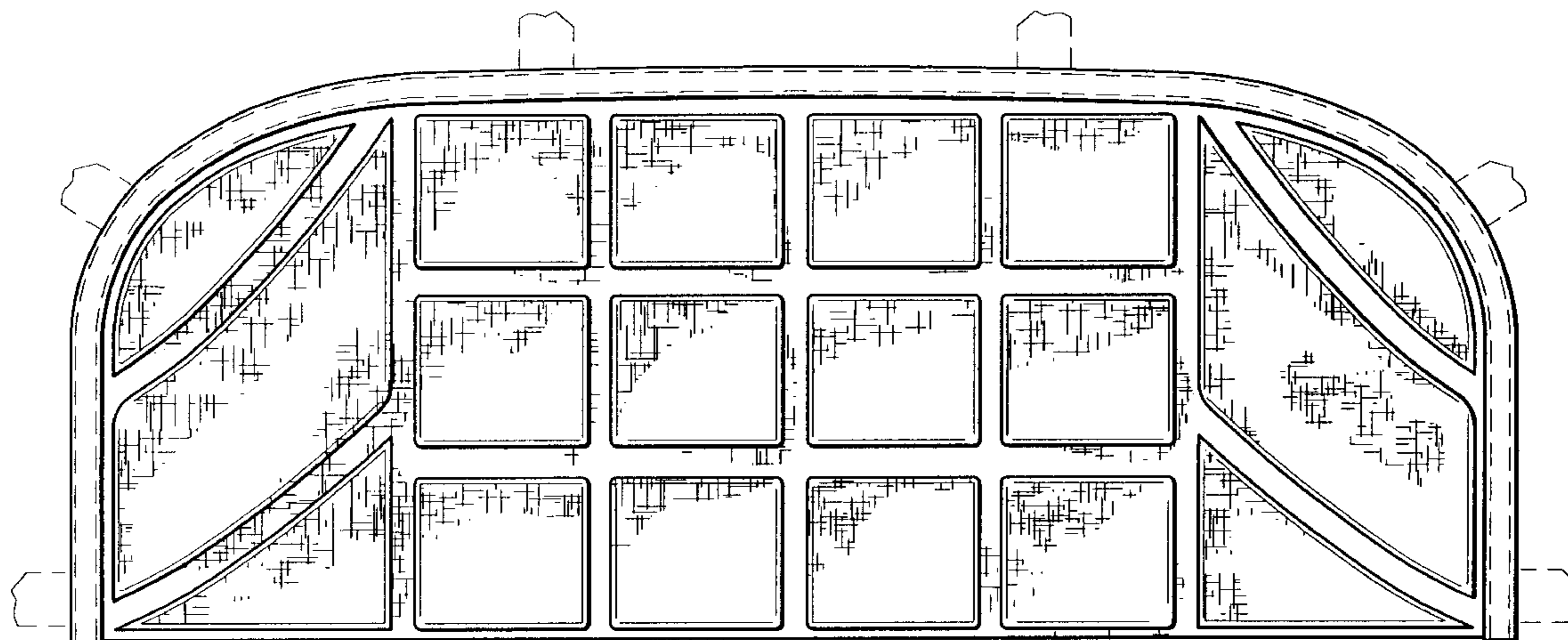




Fig.1

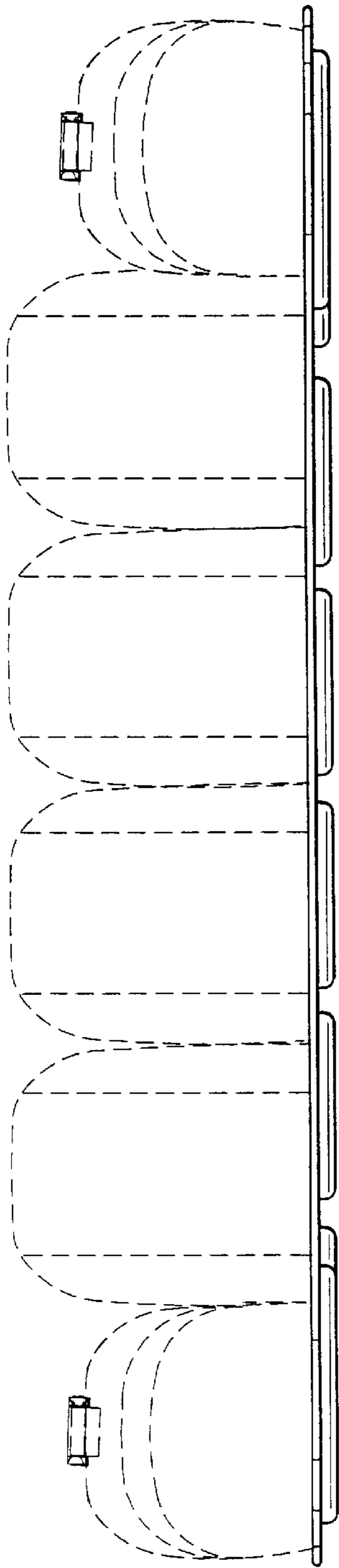


Fig. 2

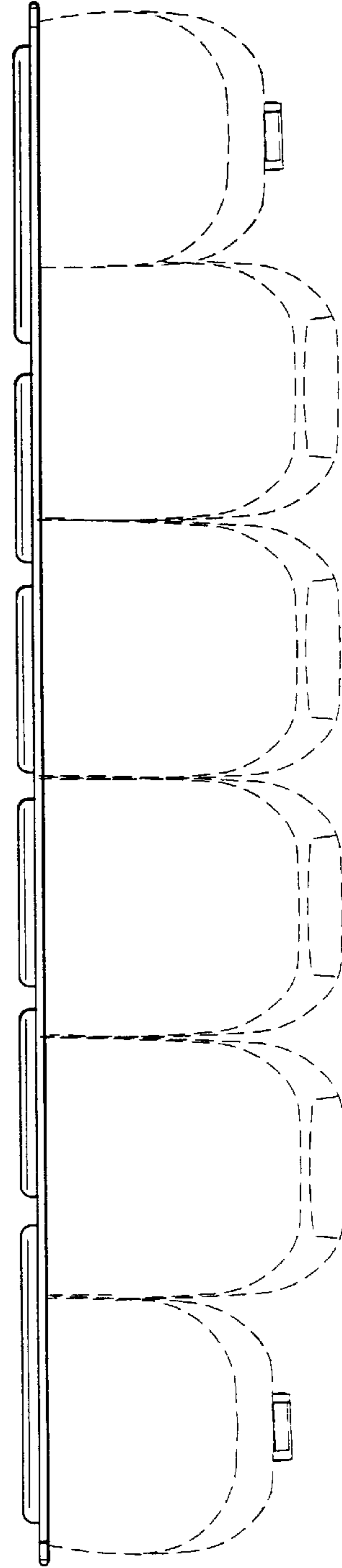


Fig. 3

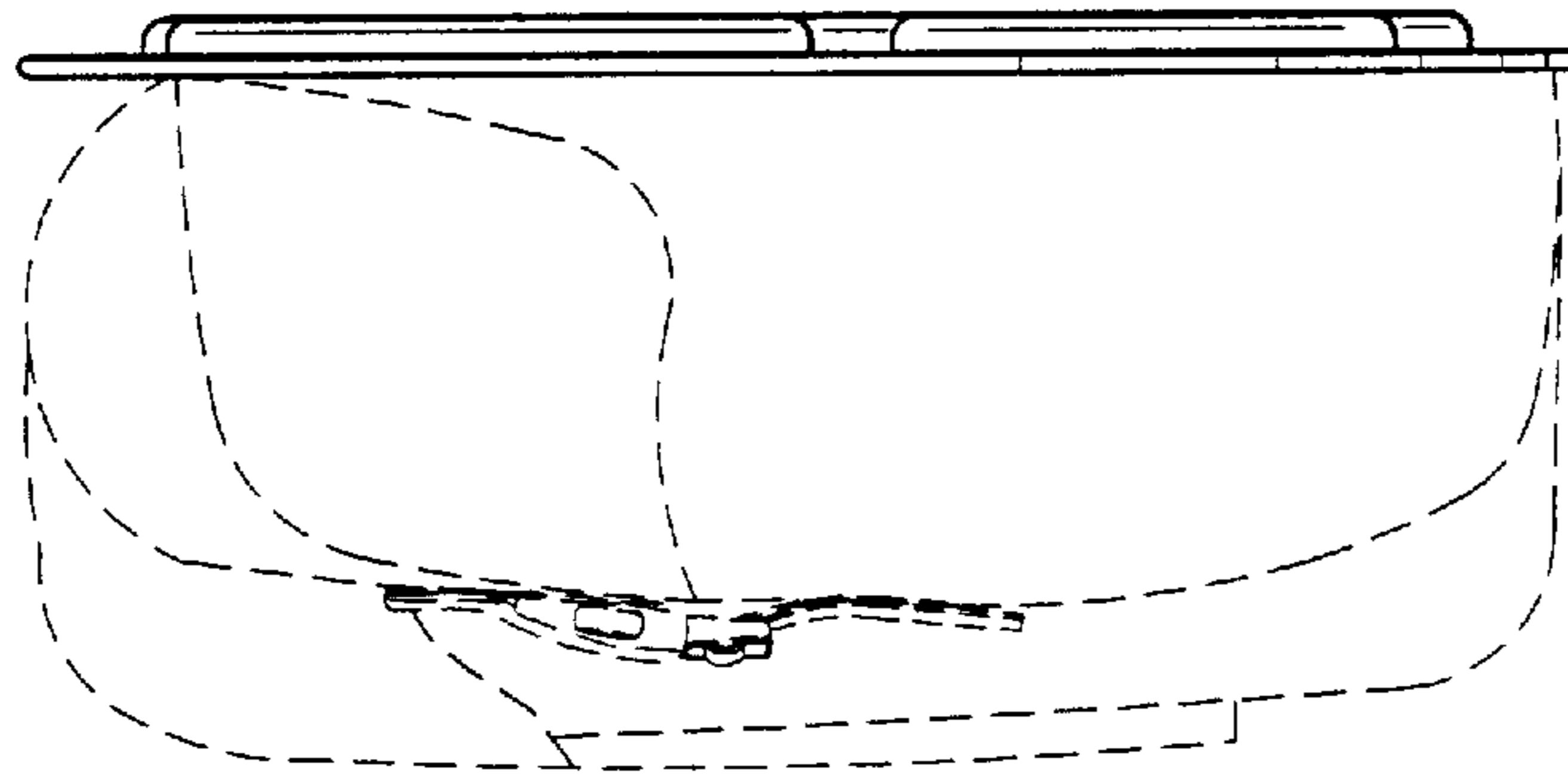


Fig.4