



US00D488578S

(12) **United States Design Patent**
O'Tierney

(10) **Patent No.:** **US D488,578 S**

(45) **Date of Patent:** **** Apr. 13, 2004**

(54) **CHANDELIER**

(76) **Inventor:** **Gregory O'Tierney**, 1901 NW. Upshur,
Portland, OR (US) 97209

(**) **Term:** **14 Years**

(21) **Appl. No.:** **29/183,811**

(22) **Filed:** **Jun. 16, 2003**

(51) **LOC (7) Cl.** **26-03**

(52) **U.S. Cl.** **D26/81**

(58) **Field of Search** D26/72, 80-92;
362/147, 404-408, 431, 432, 806

(56) **References Cited**

U.S. PATENT DOCUMENTS

D66,758 S	*	3/1925	Sutherland	D26/81
D75,377 S	*	5/1928	Ludwig	D26/81
D408,096 S	*	4/1999	Dolan	D26/84
D459,015 S	*	6/2002	Dolan	D26/86
D483,142 S	*	12/2003	Hsu	D26/81

OTHER PUBLICATIONS

Kichler Cleveland, OH CAT.K102, 2002 p. 86, Model 2188.

* cited by examiner

Primary Examiner—Clare E. Heflin

(57) **CLAIM**



The ornamental design for a chandelier, as shown and described.

DESCRIPTION

FIG. 1 is a perspective view thereof;
FIG. 2 is a front elevational view thereof;
FIG. 3 is a right side view, the left side view being a mirror image;
FIG. 4 is a back plan view thereof;
FIG. 5 is a top plan view thereof; and,
FIG. 6 is a bottom plan view thereof.

The broken line showing of environmental structure in FIGS. 1-5 is for illustrative purposes only and forms no part of the claimed design.

1 Claim, 6 Drawing Sheets






FIG. 1




FIG. 2




FIG. 3




FIG. 4

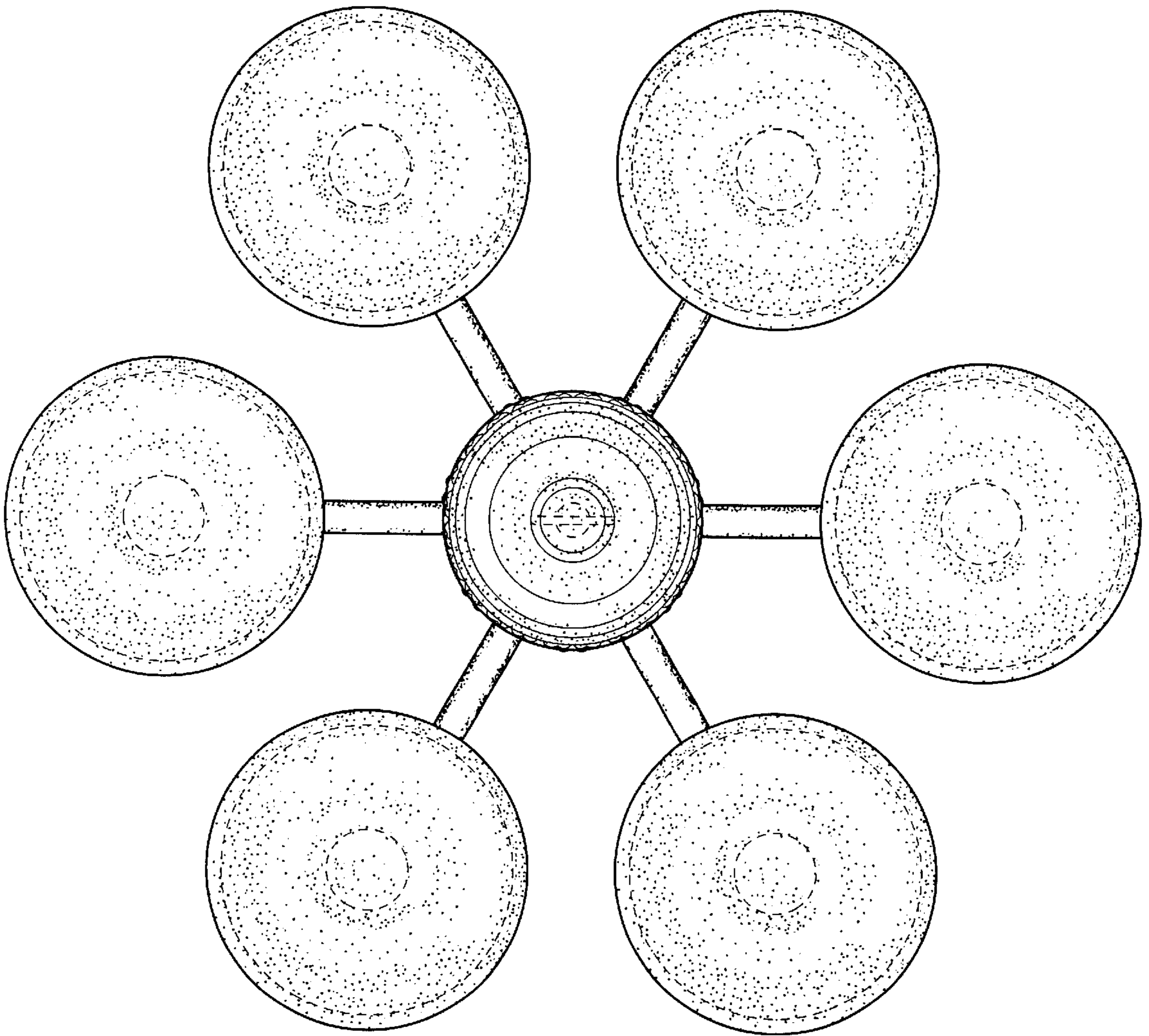


FIG. 5

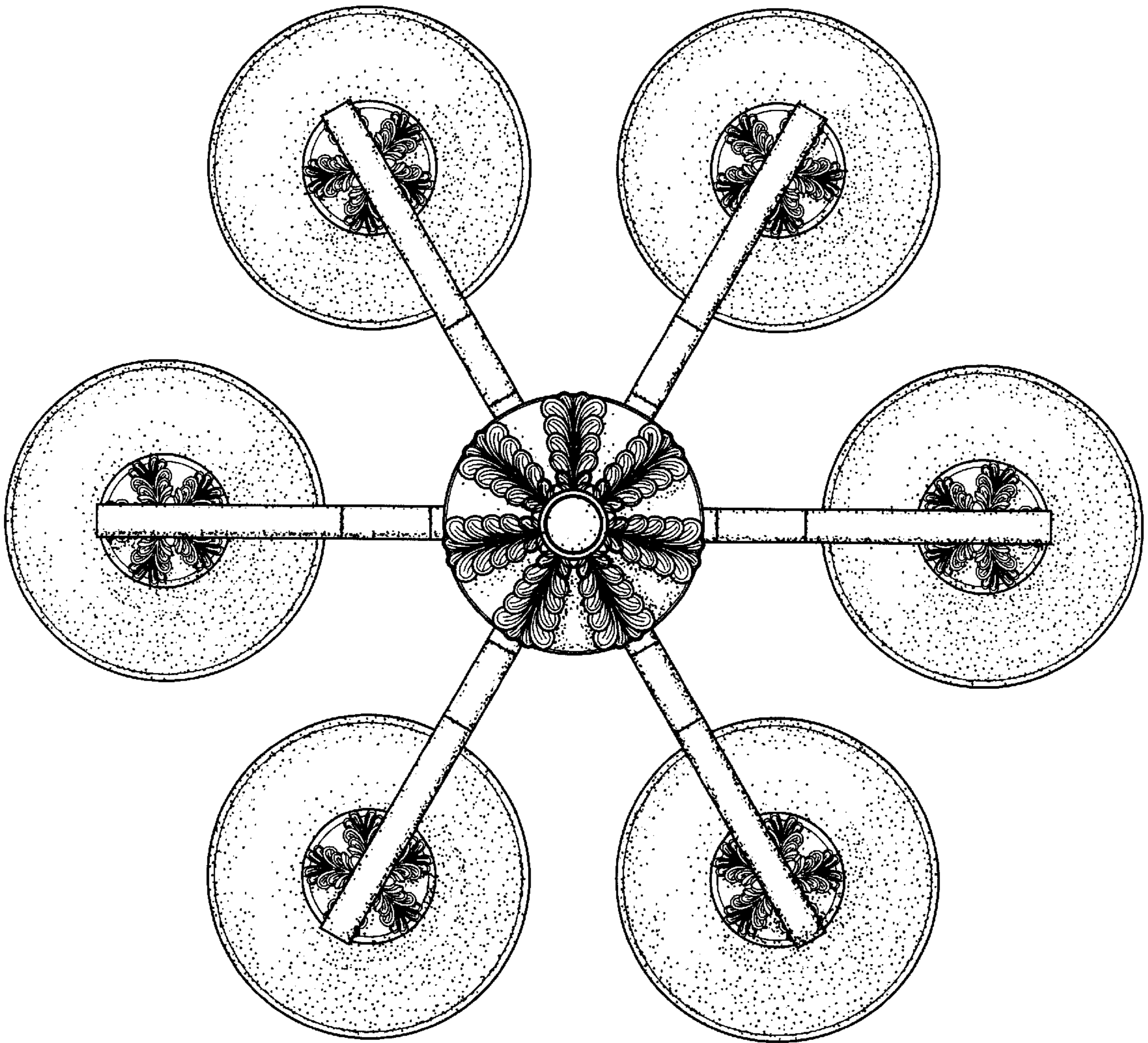


FIG. 6