



US00D488574S

(12) **United States Design Patent**
Eto

(10) **Patent No.:** **US D488,574 S**

(45) **Date of Patent:** **** Apr. 13, 2004**

(54) **FRONT COMBINATION LAMP FOR AN
AUTOMOBILE**

(75) **Inventor:** **Yasutaka Eto, Aichi-ken (JP)**

(73) **Assignee:** **Toyota Jidosha Kabushiki Kaisha (JP)**

(**) **Term:** **14 Years**

(21) **Appl. No.:** **29/180,801**

(22) **Filed:** **Apr. 30, 2003**

(51) **LOC (7) Cl.** **26-06**

(52) **U.S. Cl.** **D26/28**

(58) **Field of Search** **D26/28-36; 362/61,
362/80-83, 83.4, 267, 269, 275, 330-340**

(56) **References Cited**

U.S. PATENT DOCUMENTS

D473,665 S	*	4/2003	Tanabe et al.	D26/28
D476,430 S	*	6/2003	Ikuma et al.	D26/28
D479,755 S	*	9/2003	Yanada	D26/28
D481,144 S	*	10/2003	Takei	D26/28

OTHER PUBLICATIONS

2002 Toyota IST; Brochure of IST; May 2002.
2001 Honda CR-V; Motor Fan; Nov. 9, 2001; pp. 2 and 3.

* cited by examiner

Primary Examiner—Marcus A. Jackson

(74) *Attorney, Agent, or Firm*—SAIDMAN DesignLaw Group

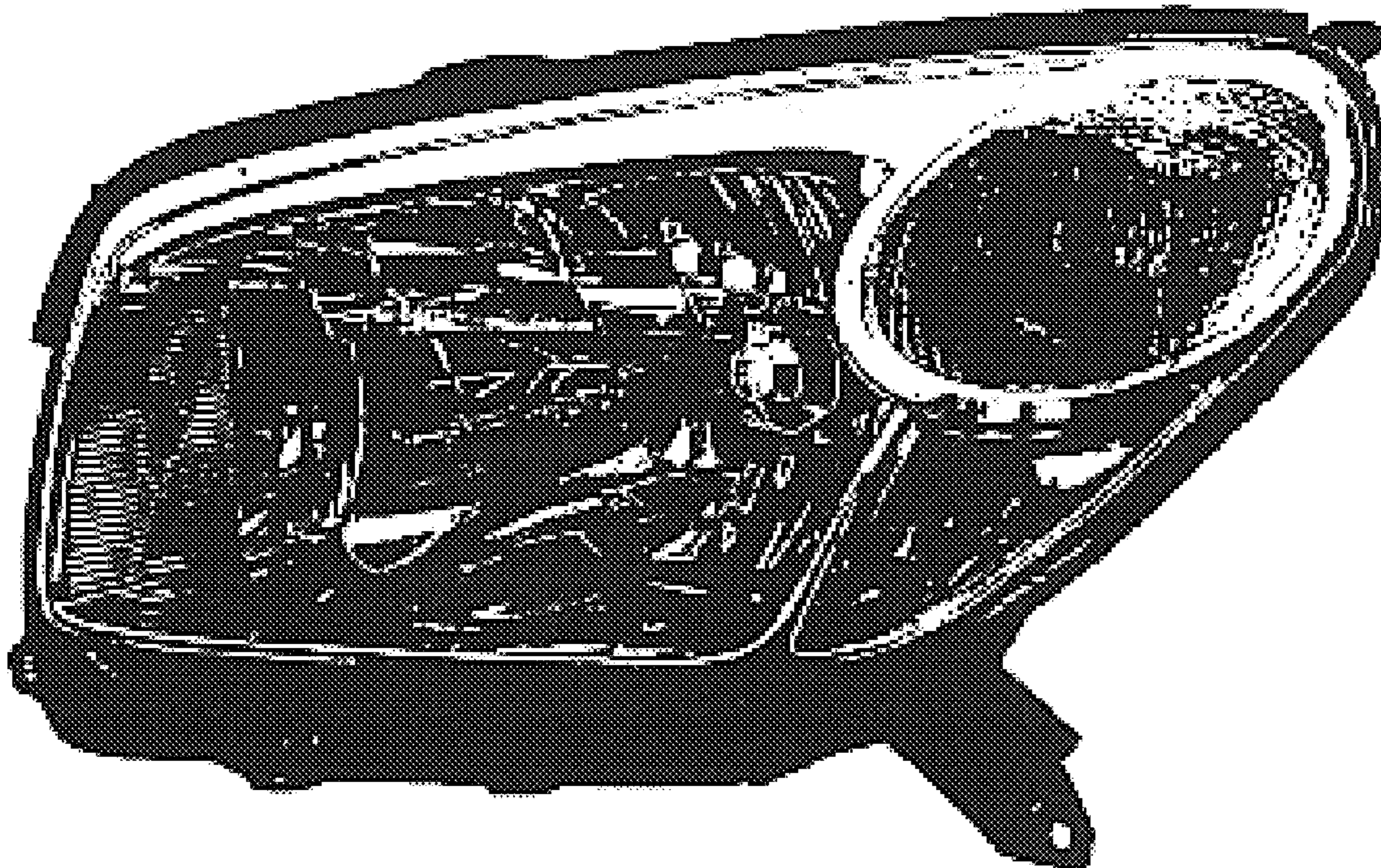
(57) **CLAIM**

The ornamental design for a front combination lamp for an automobile, as shown and described.

DESCRIPTION

FIG. 1 is a front perspective view of a front combination lamp for an automobile showing my new design;
FIG. 2 is a front view thereof;
FIG. 3 is a rear view thereof;
FIG. 4 is a top view thereof;
FIG. 5 is a bottom view thereof;
FIG. 6 is a right-side view thereof; and,
FIG. 7 is a left-side view thereof.

1 Claim, 3 Drawing Sheets



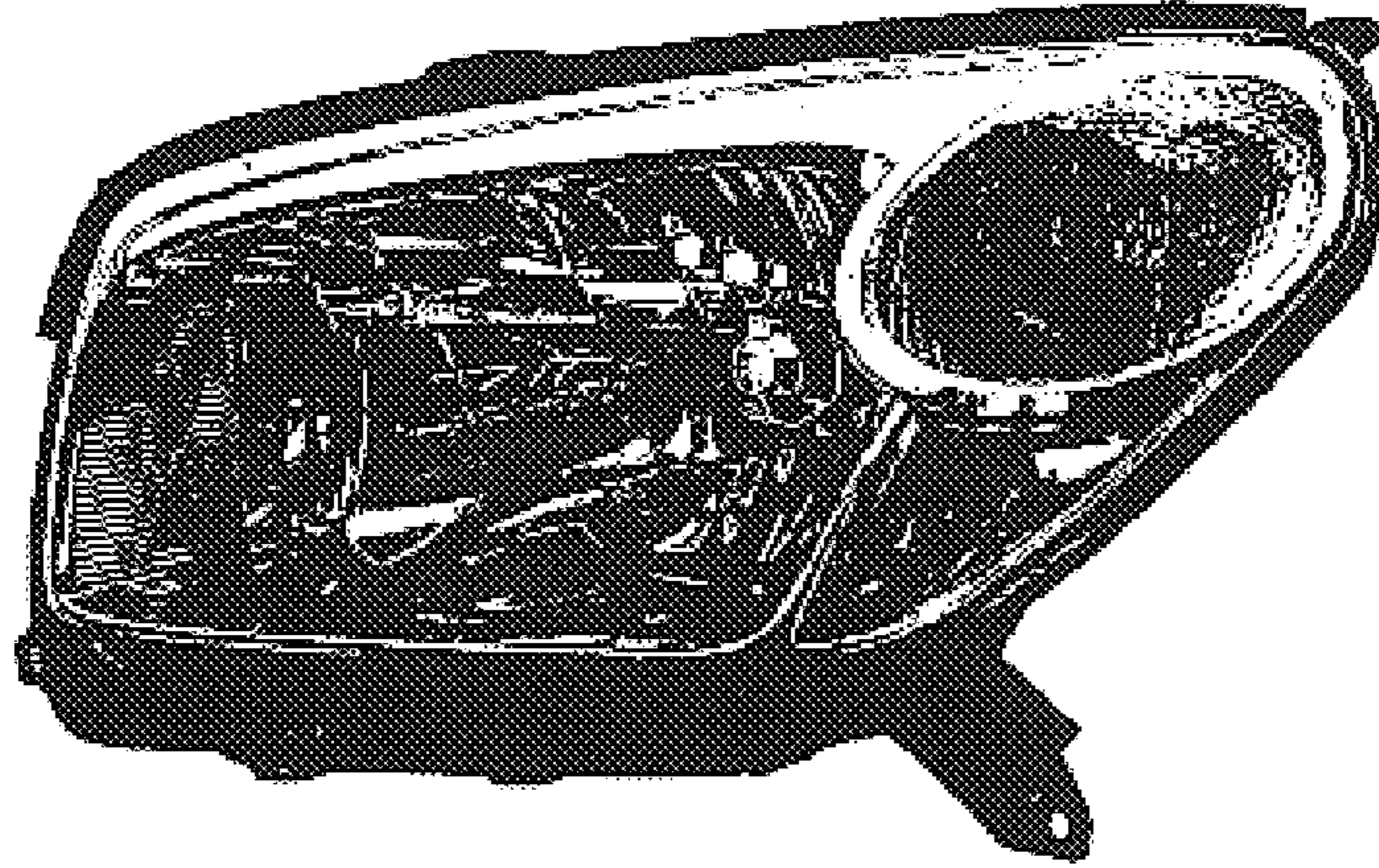


FIG. 1




FIG. 2

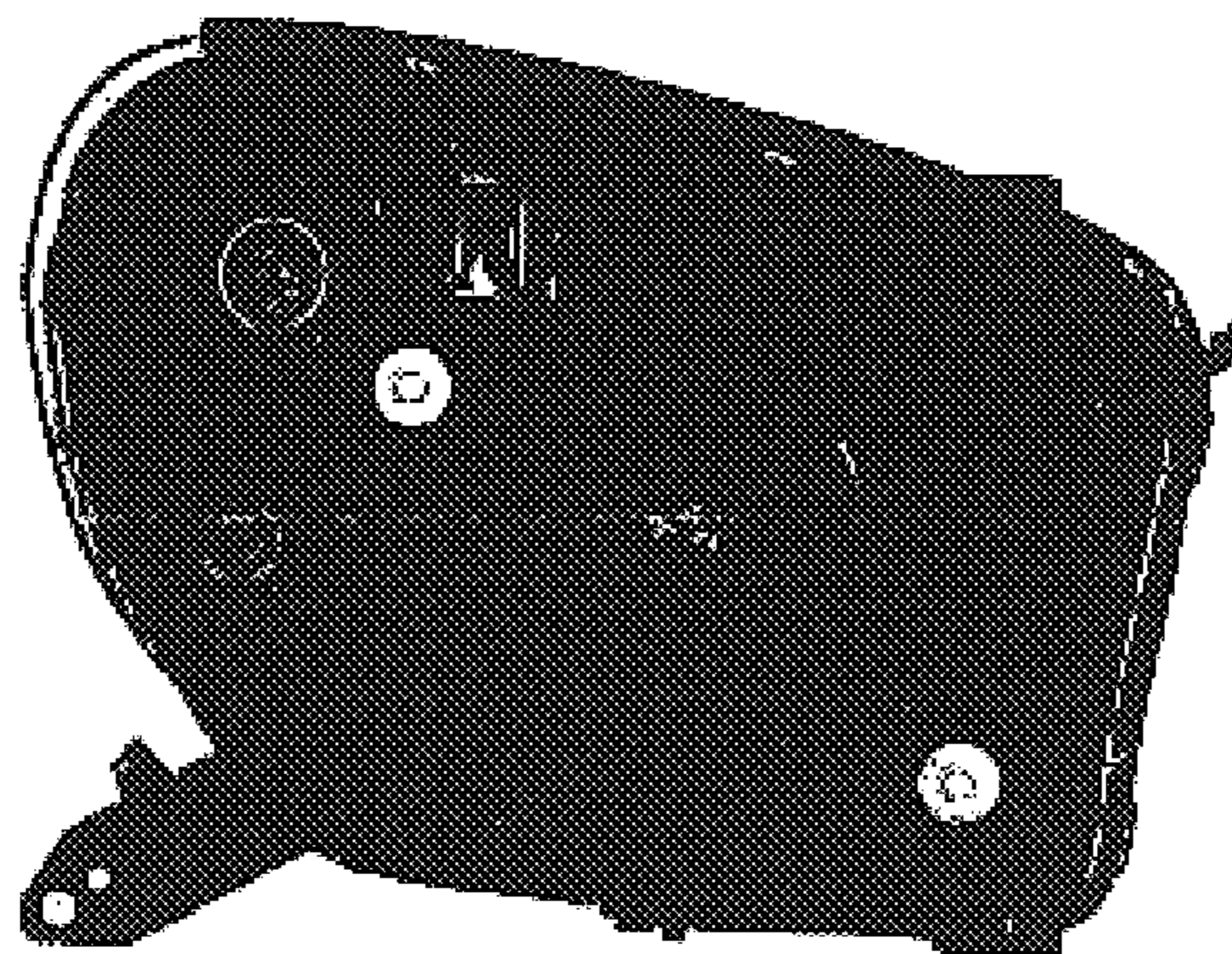


FIG. 3




FIG. 4




FIG. 5

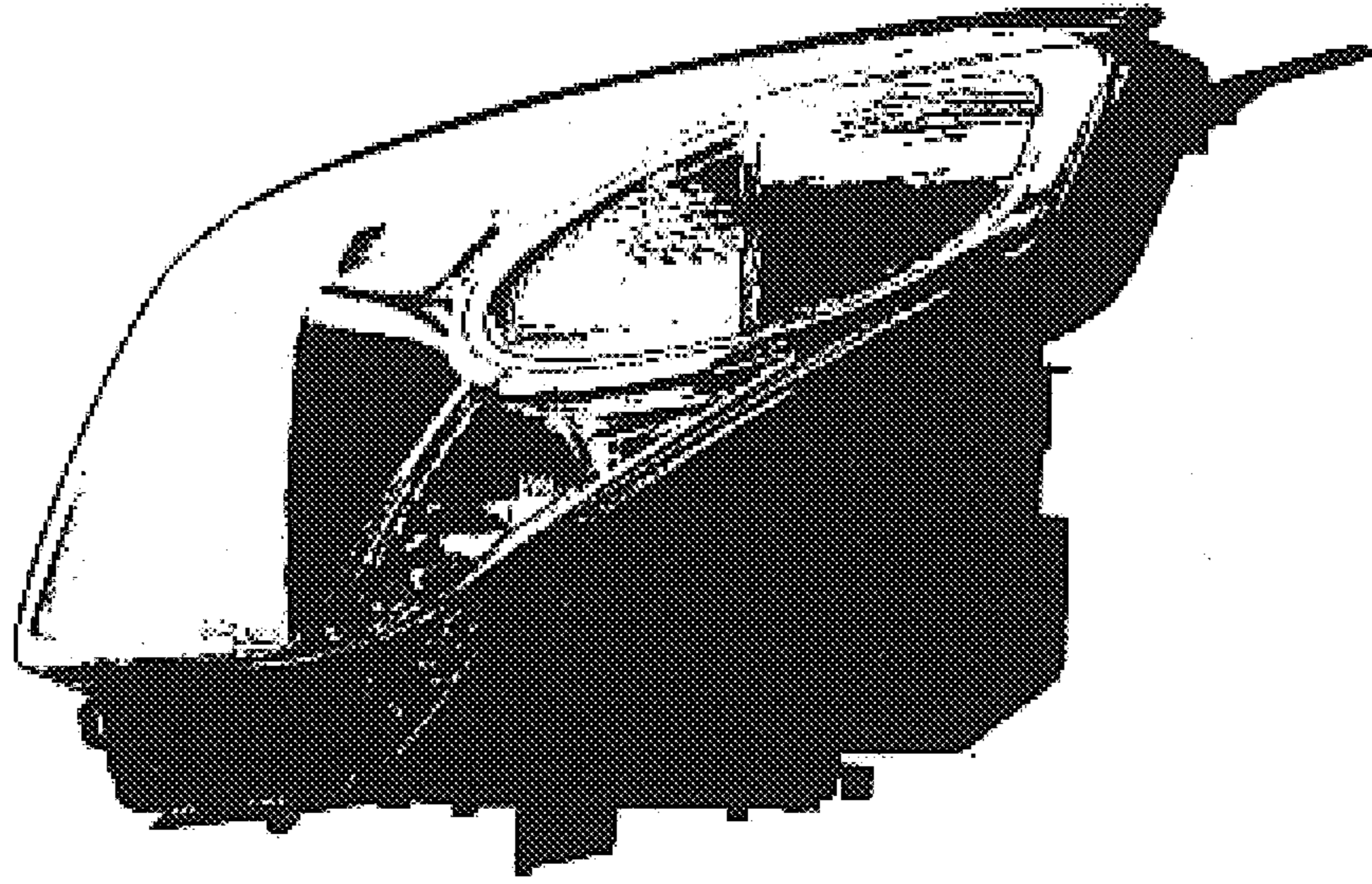


FIG. 6




FIG. 7

UNITED STATES PATENT AND TRADEMARK OFFICE
CERTIFICATE OF CORRECTION

PATENT NO. : Des. 488,574 S
DATED : April 13, 2004
INVENTOR(S) : Yasutaka Eto

Page 1 of 5

It is certified that error appears in the above-identified patent and that said Letters Patent is hereby corrected as shown below:

Delete Title page and Drawing sheets containing figures 1-7. Substitute therefor the Title page and figures 1-7 as shown on the attached sheets

Signed and Sealed this

Fifth Day of April, 2005

A handwritten signature in black ink on a light gray dotted background. The signature reads "Jon W. Dudas" in a cursive style.

JON W. DUDAS

Director of the United States Patent and Trademark Office

(12) **United States Design Patent** (16) Patent No.: **US D488,574 S**
 Eto (45) Date of Patent: **Apr. 13, 2004**

(54) **FRONT COMBINATION LAMP FOR AN AUTOMOBILE**

(73) Inventor: **Yasutaka Eto, Aichi-ken (JP)**
 (73) Assignor: **Toyota Jidosha Kabushiki Kaisha (JP)**
 (**) Term: **14 Years**

(21) Appl. No.: **29/180,801**
 (22) Filed: **Apr. 30, 2003**

(51) **LOC (7) CL.** **D26-06**
 (52) **U.S. CL.** **D26/28**
 (58) **Field of Search** **D26/28-36; 362/61, 362/80-83, 83.4, 267, 369, 273, 330-340**

(36) **References Cited**

U.S. PATENT DOCUMENTS

D479,665 S	*	4/2003	Yoshie et al.	D26/28
D478,430 S	*	6/2003	Horita et al.	D26/28
D479,755 S	*	9/2003	Yamada	D26/28
D481,144 S	*	10/2003	Taket	D26/28

OTHER PUBLICATIONS

2002 Toyota IST, Brochure of IST, May 2002.
 2001 Honda CR-V, Motor Fan, Nov. 9, 2001, pp. 2 and 3.
 * cited by examiner

Primary Examiner—Marius A. Jackson
 (74) *Attorney, Agent, or Firm*—SAHMAN DesignLaw Group


(57) **CLAIM**

The ornamental design for a front combination lamp for an automobile, as shown and described.

DESCRIPTION

FIG. 1 is a front perspective view of a front combination lamp for an automobile showing my new design;
 FIG. 2 is a front view thereof;
 FIG. 3 is a rear view thereof;
 FIG. 4 is a top view thereof;
 FIG. 5 is a bottom view thereof;
 FIG. 6 is a right-side view thereof; and,
 FIG. 7 is a left-side view thereof.

1 Claim, 3 Drawing Sheets






FIG. 1




FIG. 2




FIG. 3




FIG. 4




FIG. 5




FIG. 6




FIG. 7