



US00D488571S

(12) **United States Design Patent**  
**Jones**

(10) **Patent No.:** **US D488,571 S**

(45) **Date of Patent:** **\*\* Apr. 13, 2004**

(54) **LAWN EDGING**

D427,333 S \* 6/2000 Anderson et al. .... D25/164

(75) Inventor: **George Jones, Wales (GB)**

\* cited by examiner

(73) Assignee: **Tenax UK Limited, Wrexham (GB)**

*Primary Examiner*—Doris Clark

(\*\*) Term: **14 Years**

(74) *Attorney, Agent, or Firm*—Martin Fleit; Paul D. Bianco; Fleit Kain Gibbons Gutman Bongini & Bianco P.L.

(21) Appl. No.: **29/177,639**

(57) **CLAIM**

(22) Filed: **Mar. 13, 2003**

The ornamental design for a lawn edging, as shown and described.

(30) **Foreign Application Priority Data**

**DESCRIPTION**

Sep. 13, 2002 (GB) ..... 3006988

(51) **LOC (7) Cl.** ..... **25-01**

(52) **U.S. Cl.** ..... **D25/164**

(58) **Field of Search** ..... D25/164; 47/33;  
52/102

FIG. 1 is a front elevational view of the lawn edging showing my new design;

FIG. 2 is a top plan view of the lawn edging shown in FIG. 1;

FIG. 3 is a rear elevational view of the lawn edging shown in FIG. 1; and,

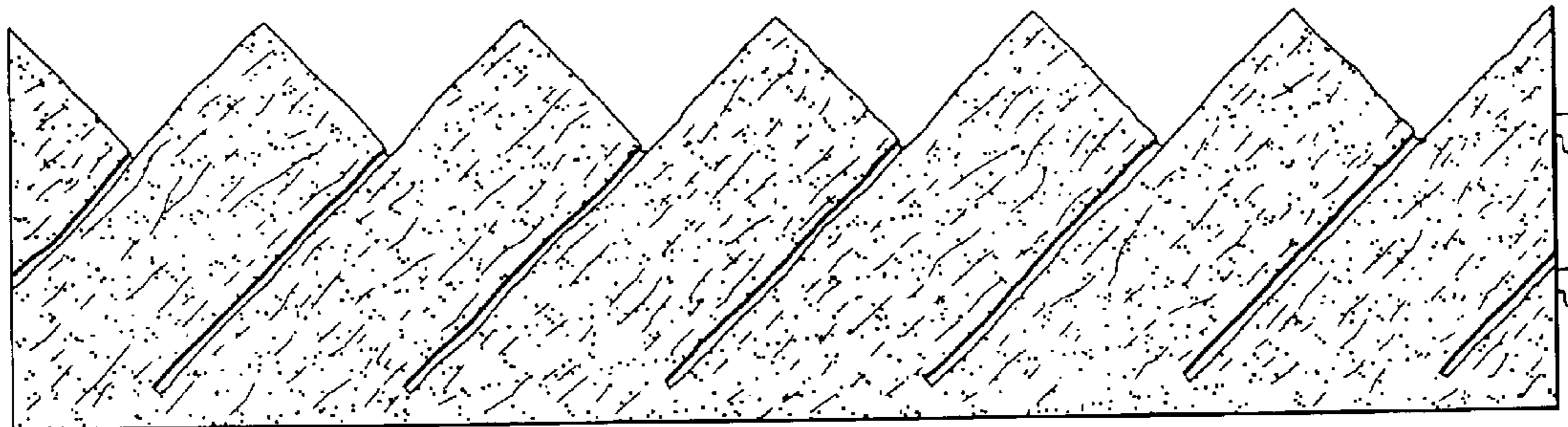
FIG. 4 is a bottom plan view of the lawn edging shown in FIG. 1.

(56) **References Cited**

**U.S. PATENT DOCUMENTS**

2,912,792 A \* 11/1959 Venable ..... 47/33

**1 Claim, 2 Drawing Sheets**



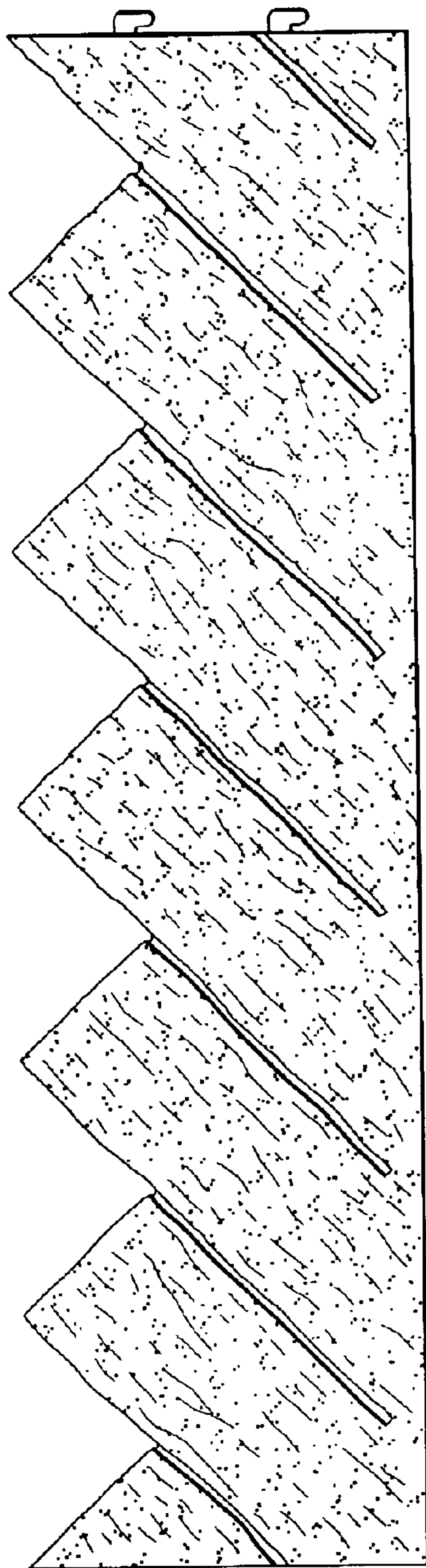


FIG. 1



FIG. 2

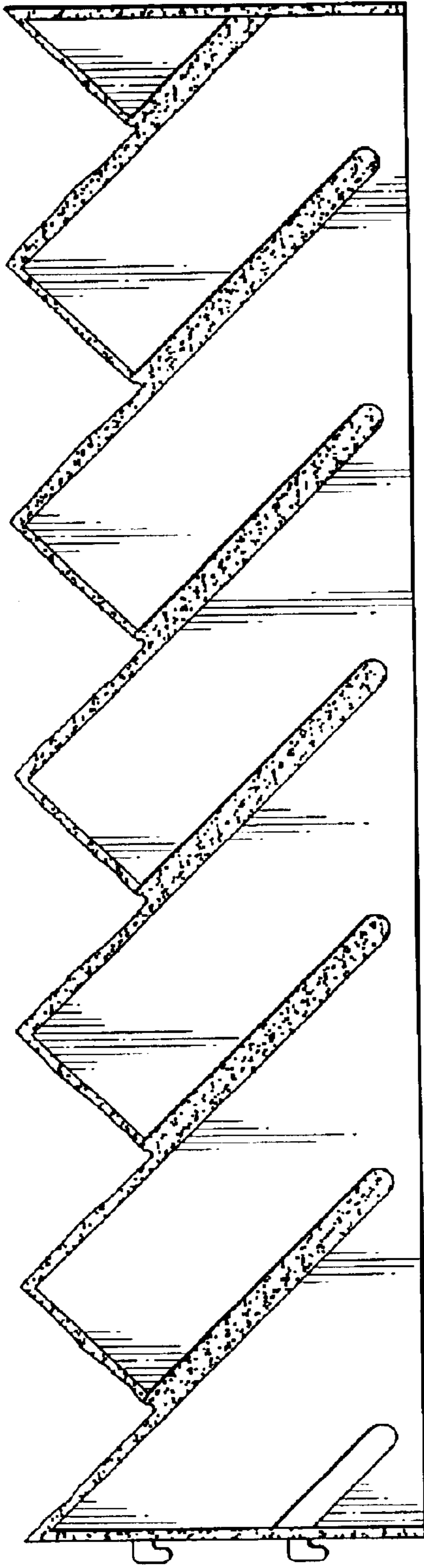


FIG. 3

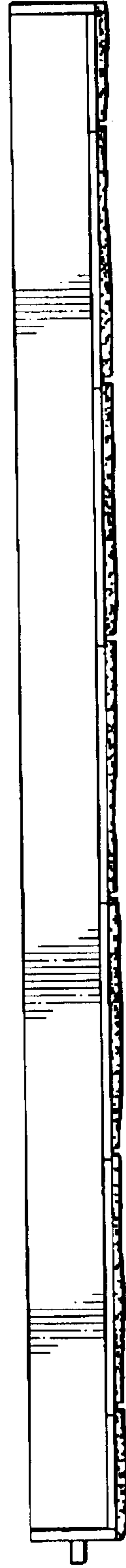


FIG. 4