



US00D488567S

(12) **United States Design Patent**
Astrom

(10) **Patent No.:** **US D488,567 S**

(45) **Date of Patent:** **** Apr. 13, 2004**

(54) **COVER FOR FLOOR WARMING SYSTEM**

(75) **Inventor:** **Mats Astrom, Malmo (SE)**

(73) **Assignee:** **Roth Industries Inc., North Kingston, RI (US)**

(**) **Term:** **14 Years**

(21) **Appl. No.:** **29/166,228**

(22) **Filed:** **Aug. 23, 2002**

(51) **LOC (7) Cl.** **25-01**

(52) **U.S. Cl.** **D25/113**

(58) **Field of Search** D25/112-113,
D25/164; D21/484-486; 404/17-20, 34,
3, 41-42; 52/574-575; D28/8.1

(56) **References Cited**

U.S. PATENT DOCUMENTS

- 1,422,146 A * 7/1922 Tackenberg D25/113
- 2,108,226 A * 2/1938 Johnston 404/42
- D243,632 S * 3/1977 Morrison D28/8.1

- 4,433,521 A * 2/1984 Dietrich D25/113
- D310,579 S * 9/1990 Ni et al. D28/8.1
- D449,697 S * 10/2001 Falconer D25/113

* cited by examiner

Primary Examiner—Louis S. Zarfes

Assistant Examiner—Robert A Delehanty

(74) *Attorney, Agent, or Firm*—W. Glenn Edwards;
Oppenheimer Wolff & Donnelly LLP

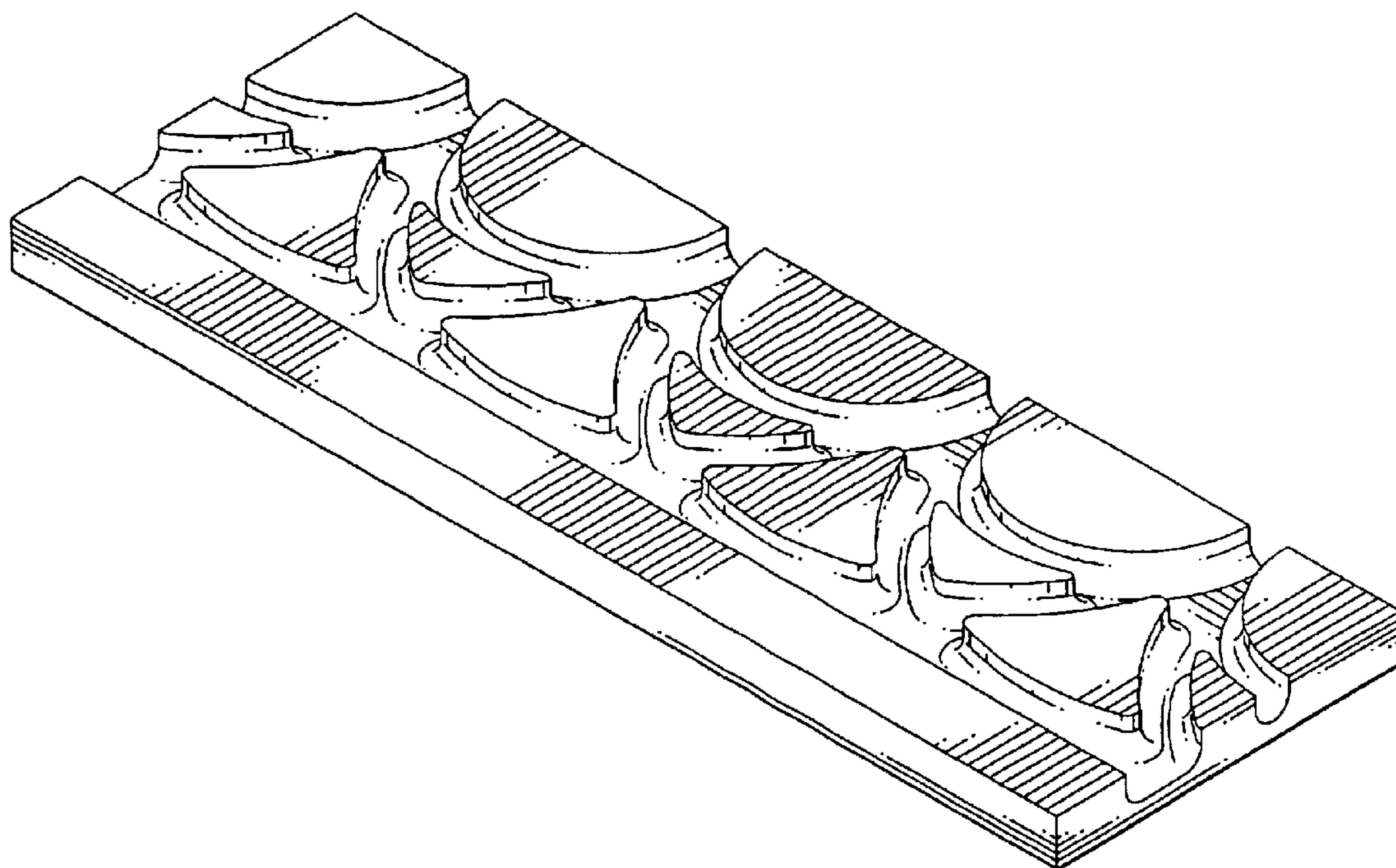
(57) **CLAIM**

The ornamental design for a cover for floor warming system, substantially as shown and described.

DESCRIPTION

FIG. 1 is a perspective view of a cover for floor warming system showing our new design; FIG. 2 is a top plan view thereof; FIG. 3 is a rear view thereof; FIG. 4 is a front view thereof; and, FIG. 5 is a side view thereof.

1 Claim, 3 Drawing Sheets



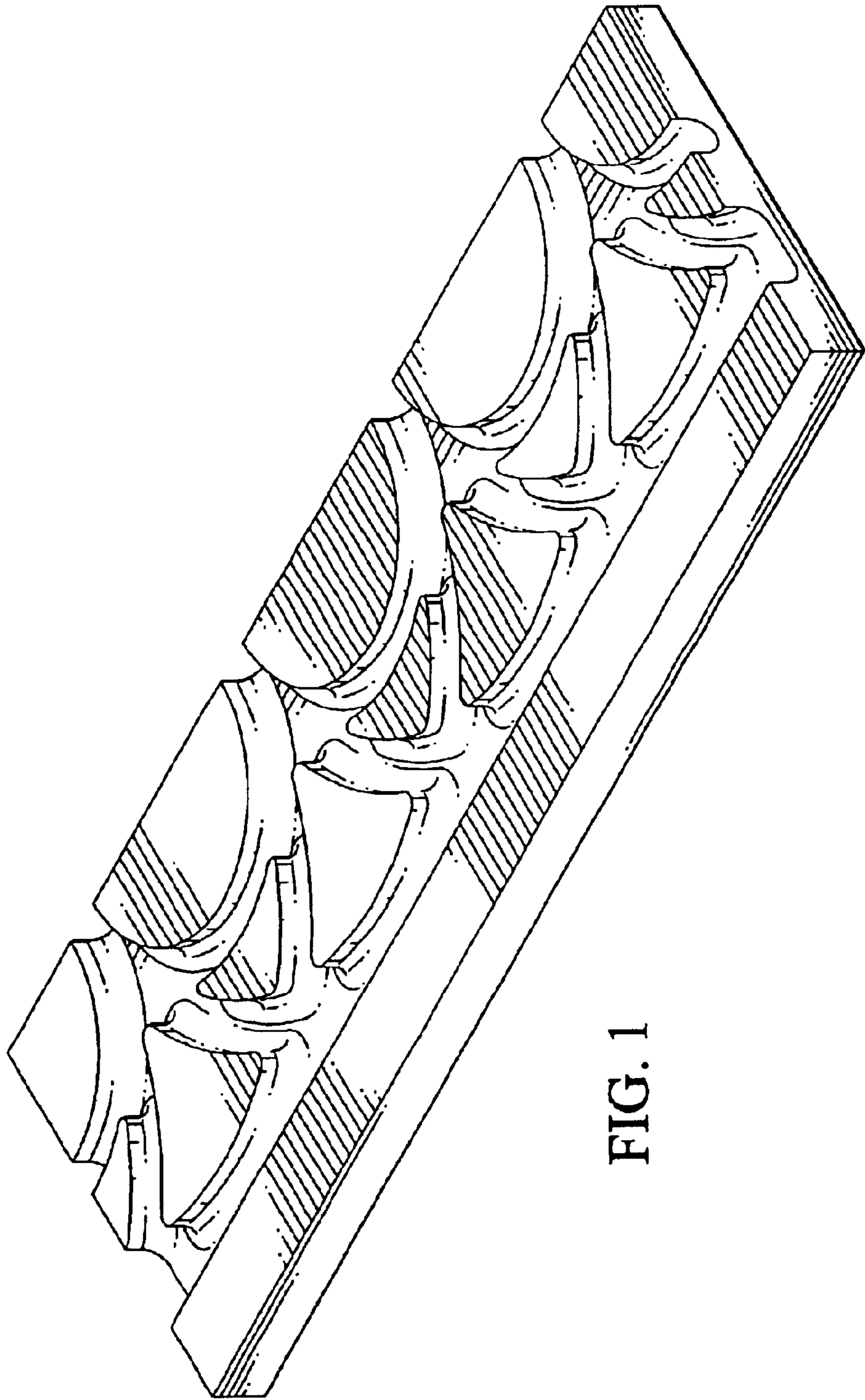


FIG. 1

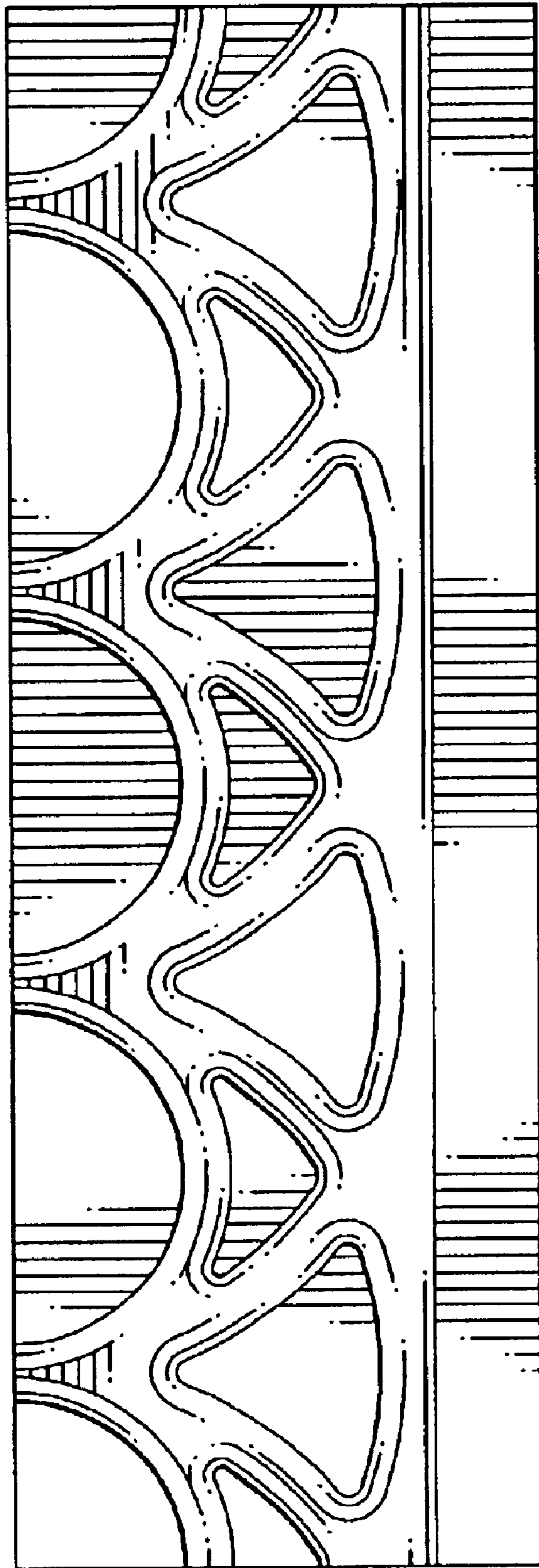


FIG. 2



FIG. 3



FIG. 4



FIG. 5