



US00D488561S

(12) **United States Design Patent**
Robbins et al.

(10) **Patent No.:** **US D488,561 S**

(45) **Date of Patent:** **** Apr. 13, 2004**

(54) **HEAD MESSAGE DEVICE HANDLE**

(76) Inventors: **Wendy Robbins**, P.O. Box 6870, Pine Mountain, CA (US) 93222; **Jorli McLain**, 15141 Acacia Way, Pine Mtn, CA (US) 93222

(**) **Term:** **14 Years**

(21) **Appl. No.:** **29/178,795**

(22) **Filed:** **Mar. 29, 2003**

Related U.S. Application Data

(63) Continuation of application No. 29/167,524, filed on Sep. 16, 2002, now Pat. No. Des. 472,641, which is a continuation of application No. 09/621,952, filed on Jul. 21, 2000, now Pat. No. 6,450,980.

(51) **LOC (7) Cl.** **28-03**

(52) **U.S. Cl.** **D24/214**

(58) **Field of Search** D24/200, 214;
601/12, 67, 80, 134, 135

(56) **References Cited**

U.S. PATENT DOCUMENTS

2,103,949 A * 12/1937 Koehler 601/12
4,506,659 A * 3/1985 Chester 601/97

5,421,799 A * 6/1995 Rabin et al. 601/71
D369,141 S * 4/1996 Hayashi D13/133
D438,978 S * 3/2001 Conwell D24/214
6,309,365 B1 10/2001 Lacey
6,450,980 B1 * 9/2002 Robbins et al. 601/137

FOREIGN PATENT DOCUMENTS

AU 134633 8/1998

* cited by examiner

Primary Examiner—Stella Reid

(74) *Attorney, Agent, or Firm*—Donald J. Lenkszus


(57) **CLAIM**

The ornamental design for a head massage device handle, as shown and described.

DESCRIPTION

FIG. 1 is a side view of a head massage device handle showing my new design; FIG. 2 is a right end view thereof through which flexible massage fingers that are not shown extend; and, FIG. 3 is an exploded view thereof. The broken line showing of the flexible fingers in FIG. 1 and the handle portion in FIG. 3 is for illustrative purposes only and forms no part of the claimed design.

1 Claim, 2 Drawing Sheets






FIG. 1

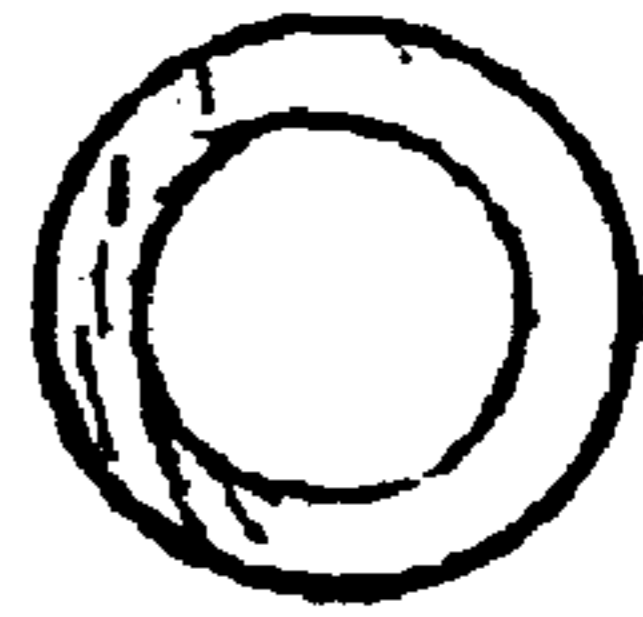


FIG. 2





FIG. 3