



US00D488531S

(12) **United States Design Patent**
Misiurski

(10) **Patent No.:** **US D488,531 S**

(45) **Date of Patent:** **** Apr. 13, 2004**

(54) **FISHING LURE**

(57) **CLAIM**

(76) **Inventor:** **Bryan Misiurski**, 601 N. Tudor Pl.,
Anaheim, CA (US) 92801

The ornamental design for a fishing lure, as shown and described.

(**) **Term:** **14 Years**

DESCRIPTION

(21) **Appl. No.:** **29/181,004**

A portion of the disclosure of this patent document contains material which is subject to copyright protection, copyright 2003 Bryan Misiurski. The copyright owner has no objection to the facsimile reproduction by anyone of the patent document or the patent disclosure, as it appears in the Patent and Trademark Office patent file or records, but otherwise reserves all copyright rights whatsoever.

(22) **Filed:** **May 1, 2003**

(51) **LOC (7) Cl.** **22-05**

(52) **U.S. Cl.** **D22/132**

(58) **Field of Search** D22/125-133;
D11/79-84; D9/307-311; D3/207-212;
43/42.45, 42.39, 42.37, 42.32, 42.34, 42.35

FIG. 1 is a front perspective view of my design for a fishing lure, shown with a hook (in dotted outline), the hook is not part of the design.

(56) **References Cited**

FIG. 2 is a top view thereof.

U.S. PATENT DOCUMENTS

FIG. 3 is a rear elevation view thereof.

D380,250 S	*	6/1997	LaVecchio	D22/132
D406,311 S	*	3/1999	Rennick	D22/132
D413,960 S	*	9/1999	Limbeck	D22/132
D417,902 S	*	12/1999	Nobili	D22/132
D425,962 S	*	5/2000	Tognacci et al.	D22/132
D457,593 S	*	5/2002	Addison	D22/132

FIG. 4 is a right side view thereof.

FIG. 5 is a front elevation view, shown without a hook being used.

* cited by examiner

FIG. 6 is a left side view thereof; and,

FIG. 7 is a bottom view thereof.

The broken line showing of environment in FIGS. 1 and 3 is for illustrative purposes only and forms no part of the claimed design.

Primary Examiner—Catherine R. Oliver
(74) *Attorney, Agent, or Firm*—Philip H. Haymond

1 Claim, 2 Drawing Sheets




Fig. 1

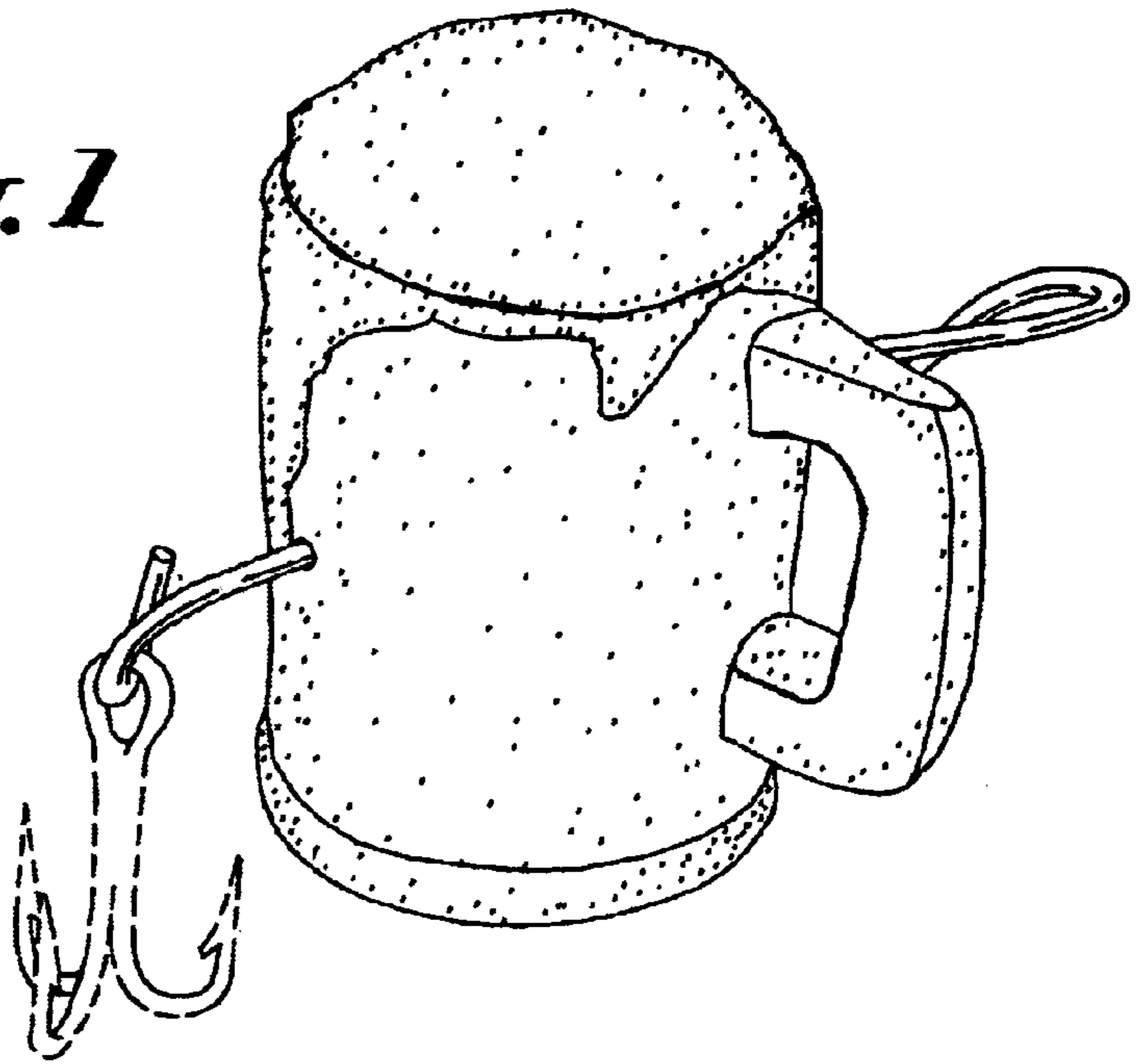


Fig. 2

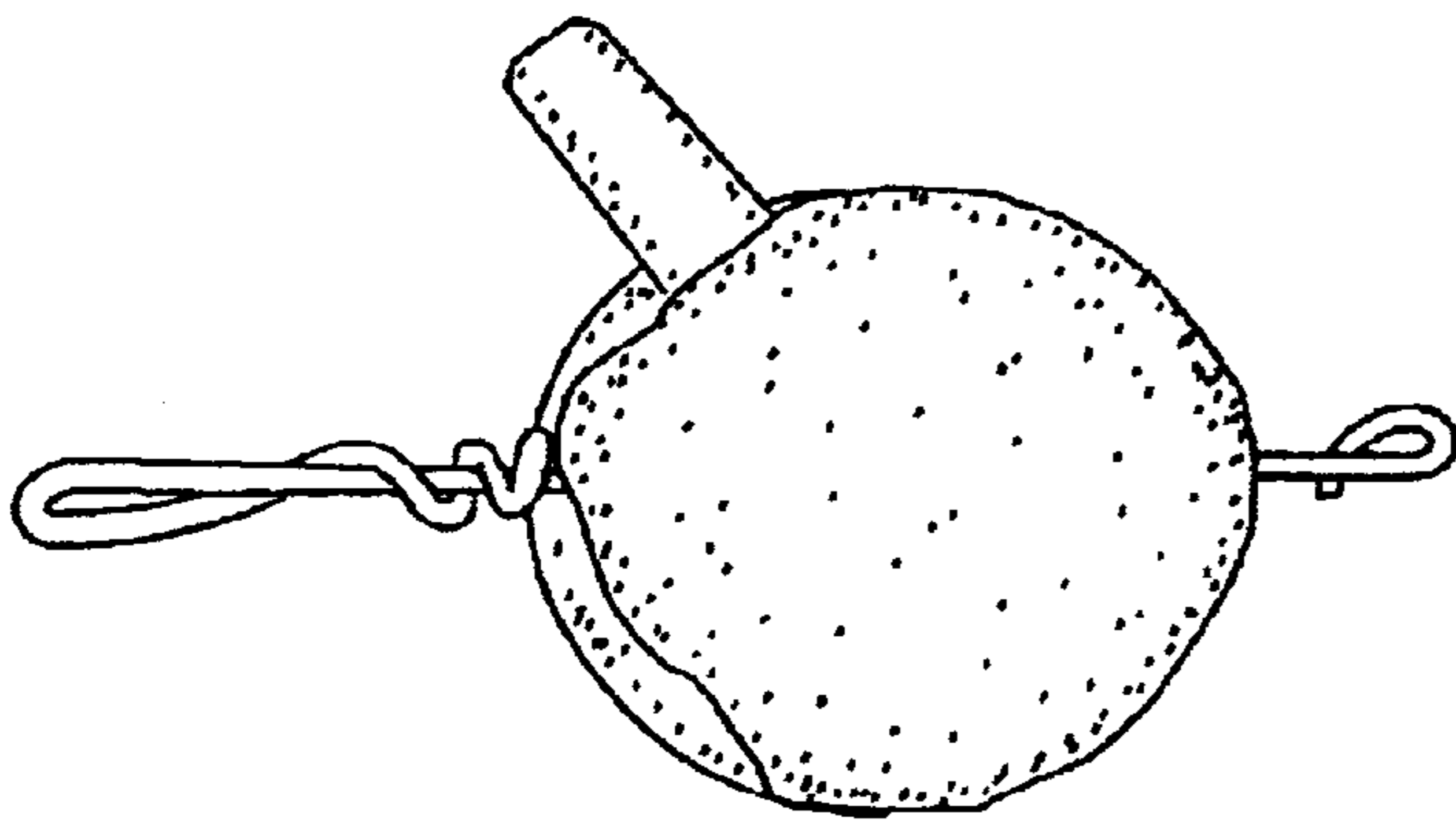


Fig. 3

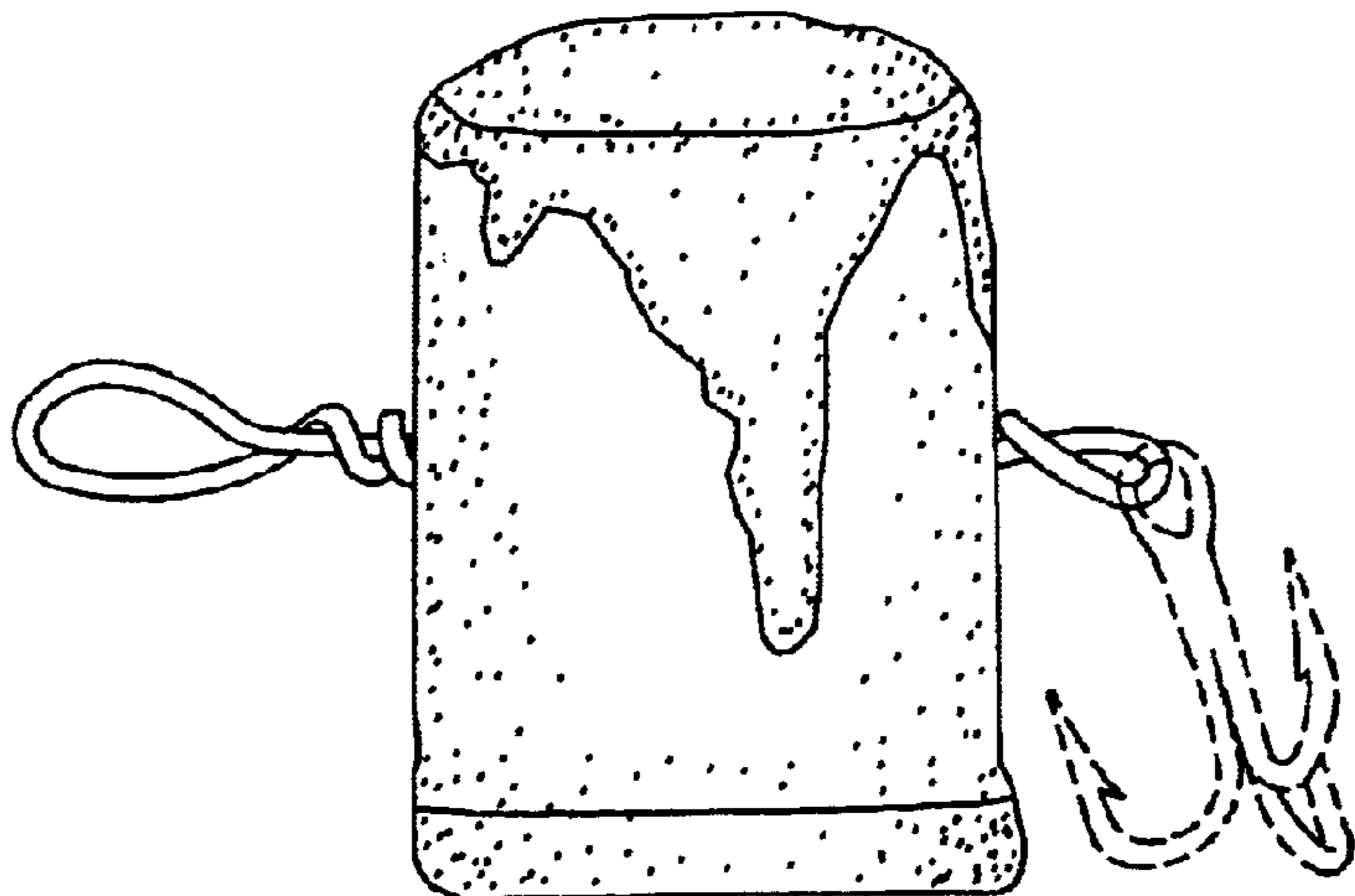


Fig. 4




Fig. 5

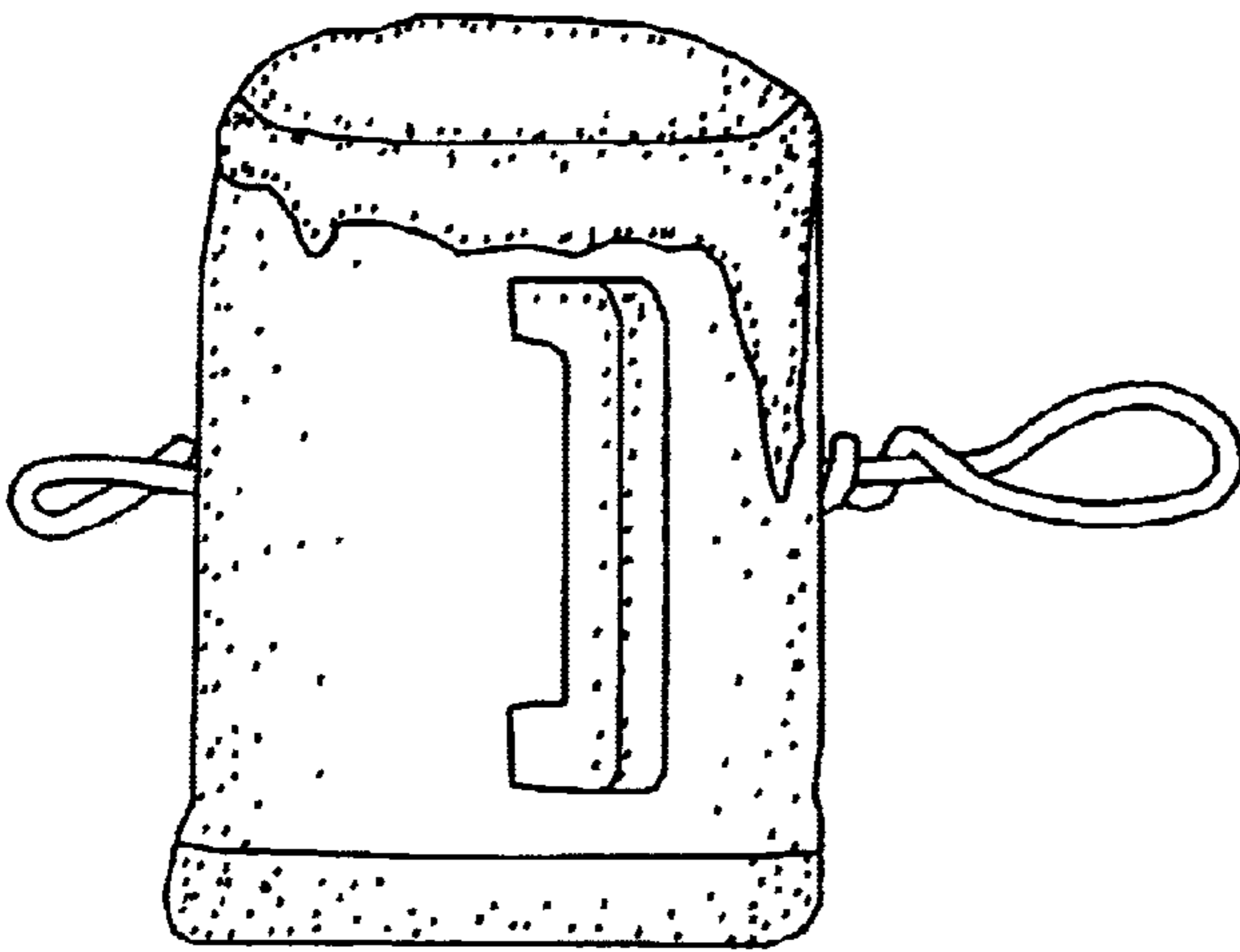


Fig. 6

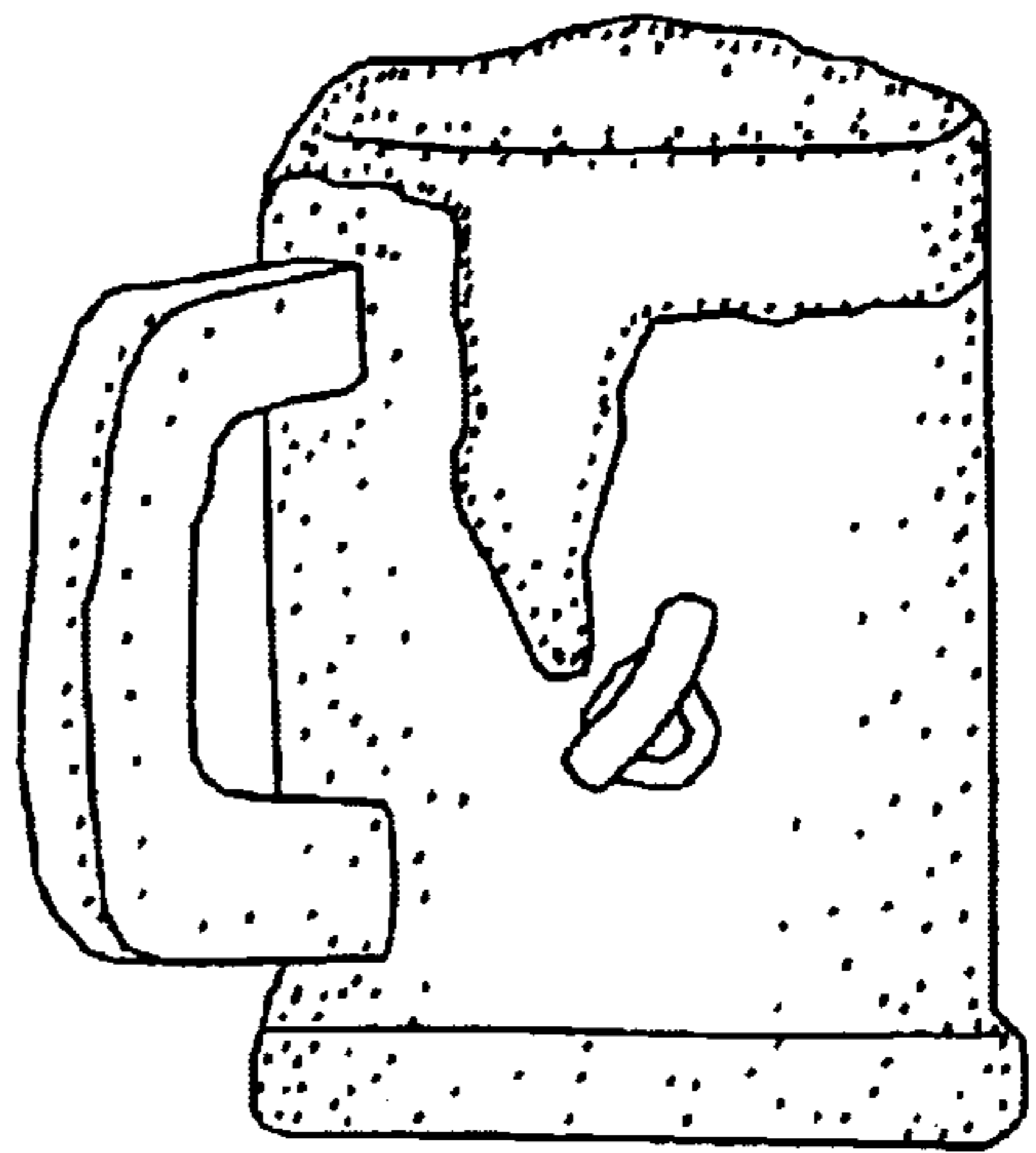


Fig. 7

