



US00D488528S

(12) **United States Design Patent**  
**Kennedy**

(10) **Patent No.:** **US D488,528 S**

(45) **Date of Patent:** **\*\* Apr. 13, 2004**

(54) **GOLF BALL MARKER/SPINNER**

D350,179 S \* 8/1994 Johnson ..... D21/794  
D437,020 S \* 1/2001 Streit ..... D21/794

(76) Inventor: **Ken Kennedy**, 2880 Brighton Road,  
Unit 2, Oakville, Ontario (CA), L6H  
5S3

\* cited by examiner

(\*\*) Term: **14 Years**

*Primary Examiner*—Mitchell Siegel  
(74) *Attorney, Agent, or Firm*—Riches, McKenzie &  
Herbert LLP

(21) Appl. No.: **29/181,949**

(57) **CLAIM**

(22) Filed: **May 19, 2003**

I claim the ornamental design for golf ball marker/spinner,  
as shown.

(30) **Foreign Application Priority Data**

Oct. 30, 2002 (CA) ..... 101246

**DESCRIPTION**

(51) **LOC (7) Cl.** ..... **21-02**

(52) **U.S. Cl.** ..... **D21/793**

(58) **Field of Search** ..... D21/789, 793,  
D21/794; 473/285, 406

FIG. 1—is a perspective view of a golf ball marker/spinner  
showing my new design.

FIG. 2—is a front view thereof

FIG. 3—is a rear view thereof

FIG. 4—is a top view thereof; and,

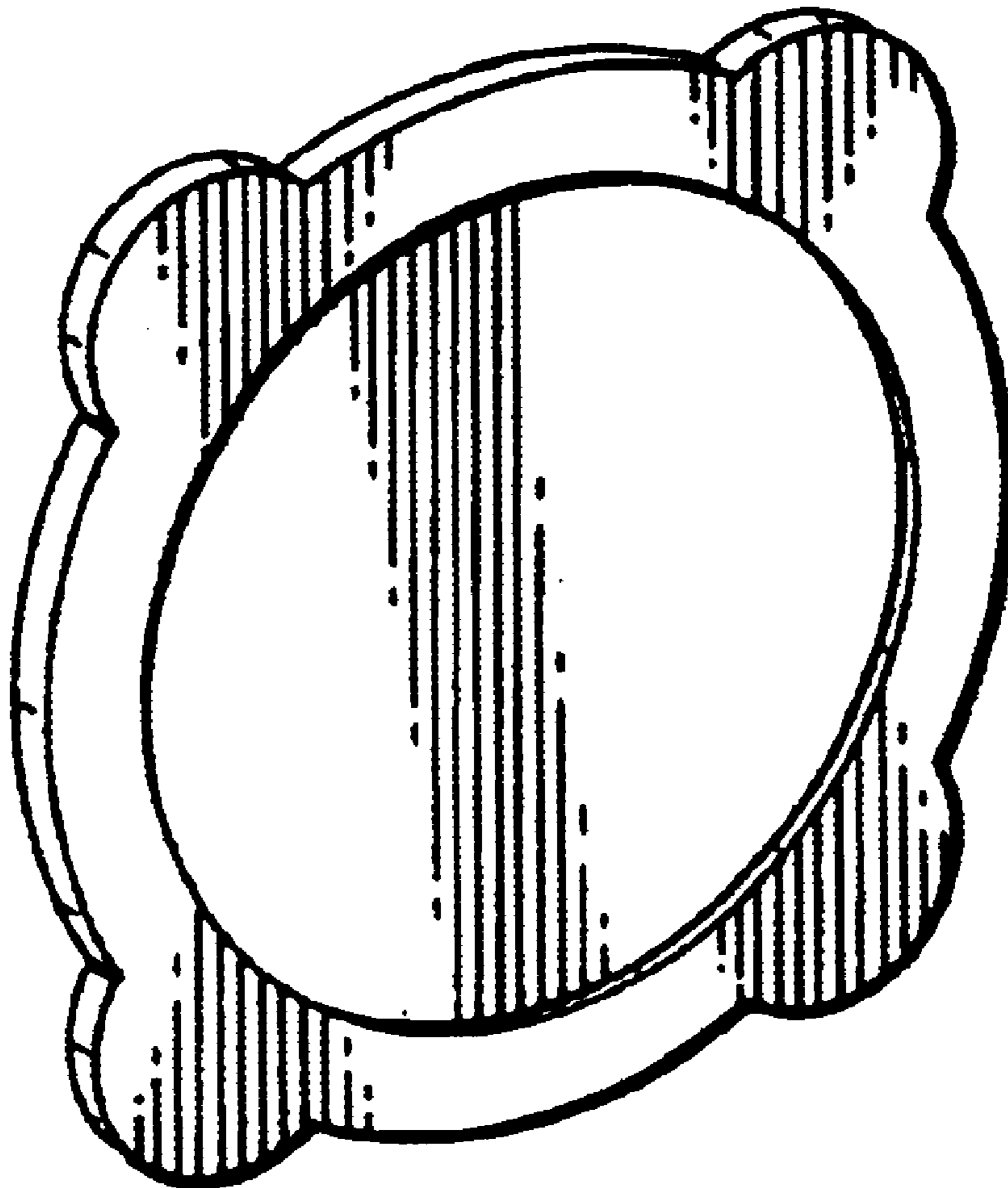
FIG. 5—is a bottom view thereof.

(56) **References Cited**

**U.S. PATENT DOCUMENTS**

D224,657 S \* 8/1972 Fisher ..... D21/794

**1 Claim, 1 Drawing Sheet**



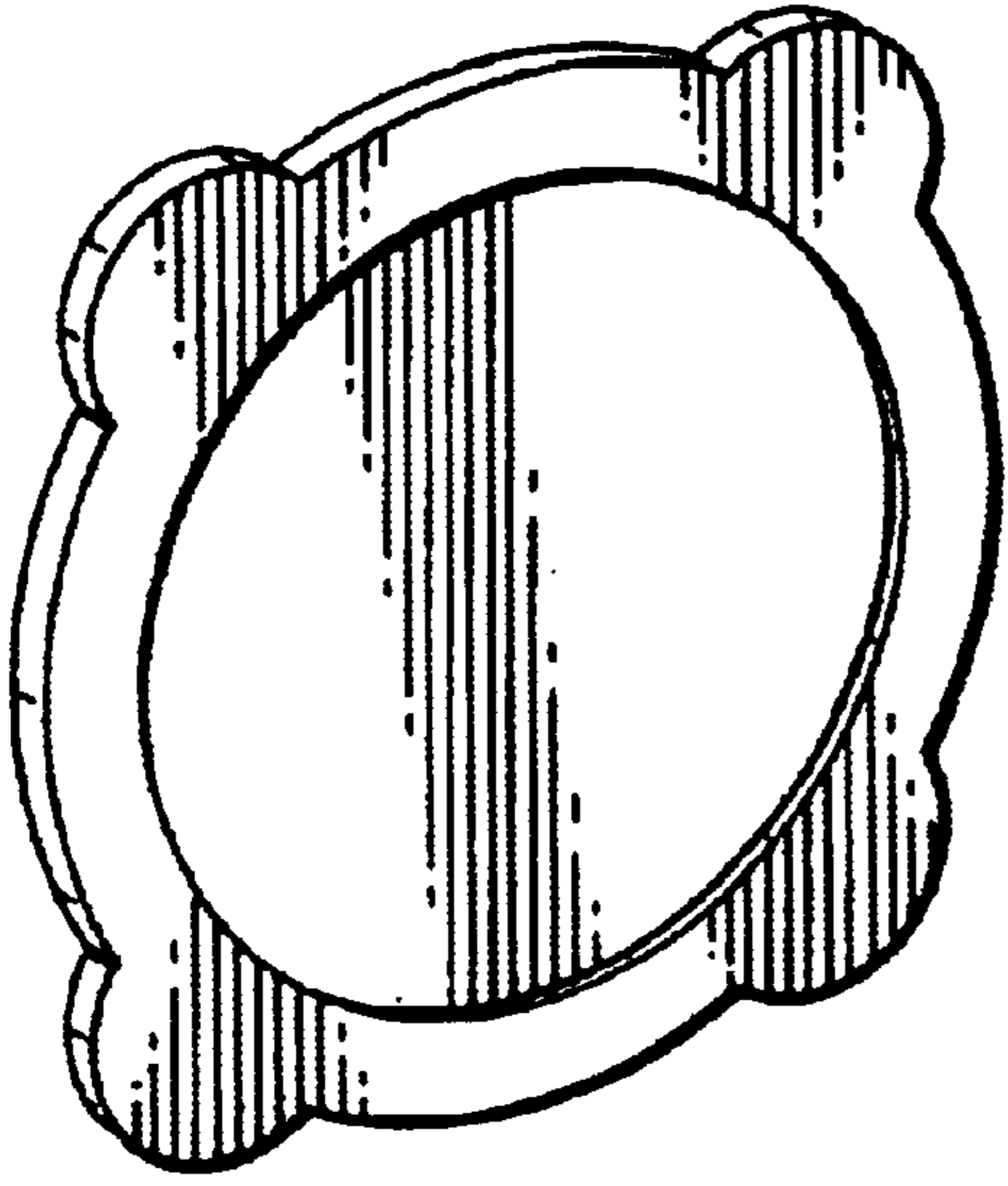


FIG. 1.

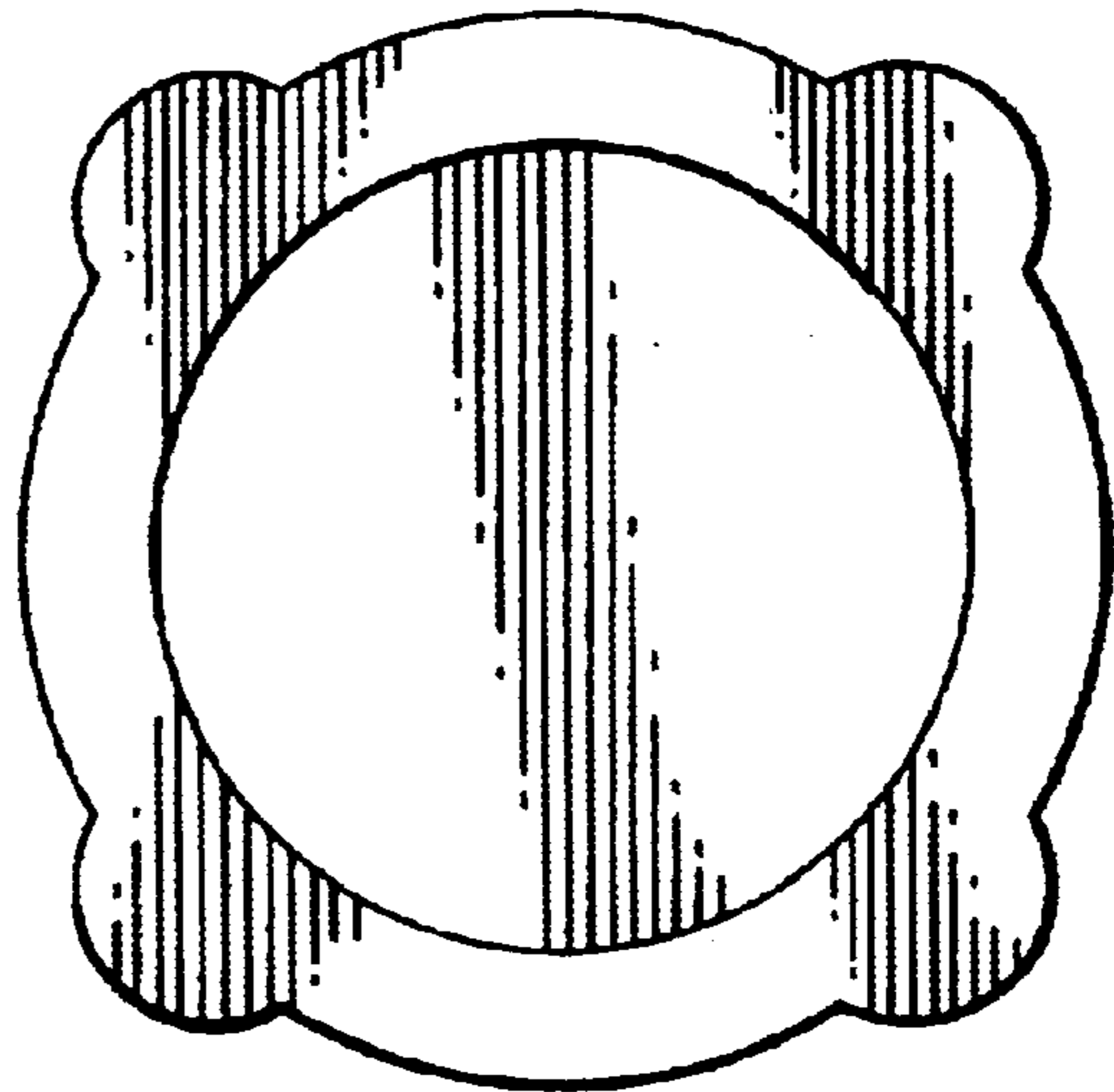


FIG. 2.




FIG. 3.




FIG. 4.



FIG. 5.