



US00D488518S

(12) **United States Design Patent**
Cheng

(10) **Patent No.:** **US D488,518 S**

(45) **Date of Patent:** **** Apr. 13, 2004**

(54) **TOY MUSIC MIXER**

(75) **Inventor:** **Tsz Chiu Cheng, Fanling (HK)**

(73) **Assignee:** **Potex Toys Manufacturer Ltd., Kwai Chung (HK)**

(**) **Term:** **14 Years**

(21) **Appl. No.:** **29/180,772**

(22) **Filed:** **Apr. 30, 2003**

(30) **Foreign Application Priority Data**

Oct. 31, 2002 (HK) 0211779

(51) **LOC (7) Cl.** **21-01**

(52) **U.S. Cl.** **D21/513; D21/516**

(58) **Field of Search** **D21/513-517;**
D14/162, 217, 168, 196; 446/408

(56) **References Cited**

U.S. PATENT DOCUMENTS

D334,418 S * 3/1993 Woo D21/516
D402,984 S * 12/1998 Ito et al. D14/162
5,915,261 A * 6/1999 Chan 446/408

D417,669 S * 12/1999 Ito et al. D14/217

6,274,800 B1 * 8/2001 Gardner 446/408

D469,079 S * 1/2003 Cuvelier D14/168

D473,544 S * 4/2003 Powell D14/217

D474,759 S * 5/2003 Zeitman D14/168

* cited by examiner

Primary Examiner—Raphael Barkai

(74) *Attorney, Agent, or Firm*—Alix, Yale & Ristas, LLP

(57) **CLAIM**

The ornamental design for a toy music mixer, as shown and described.

DESCRIPTION

FIG. 1 is a front view of the toy music mixer showing my new design;

FIG. 2 is a rear view of the toy music mixer of FIG. 1;

FIG. 3 is a left side view of the toy music mixer of FIG. 1;

FIG. 4 is a right side view of the toy music mixer of FIG. 1;

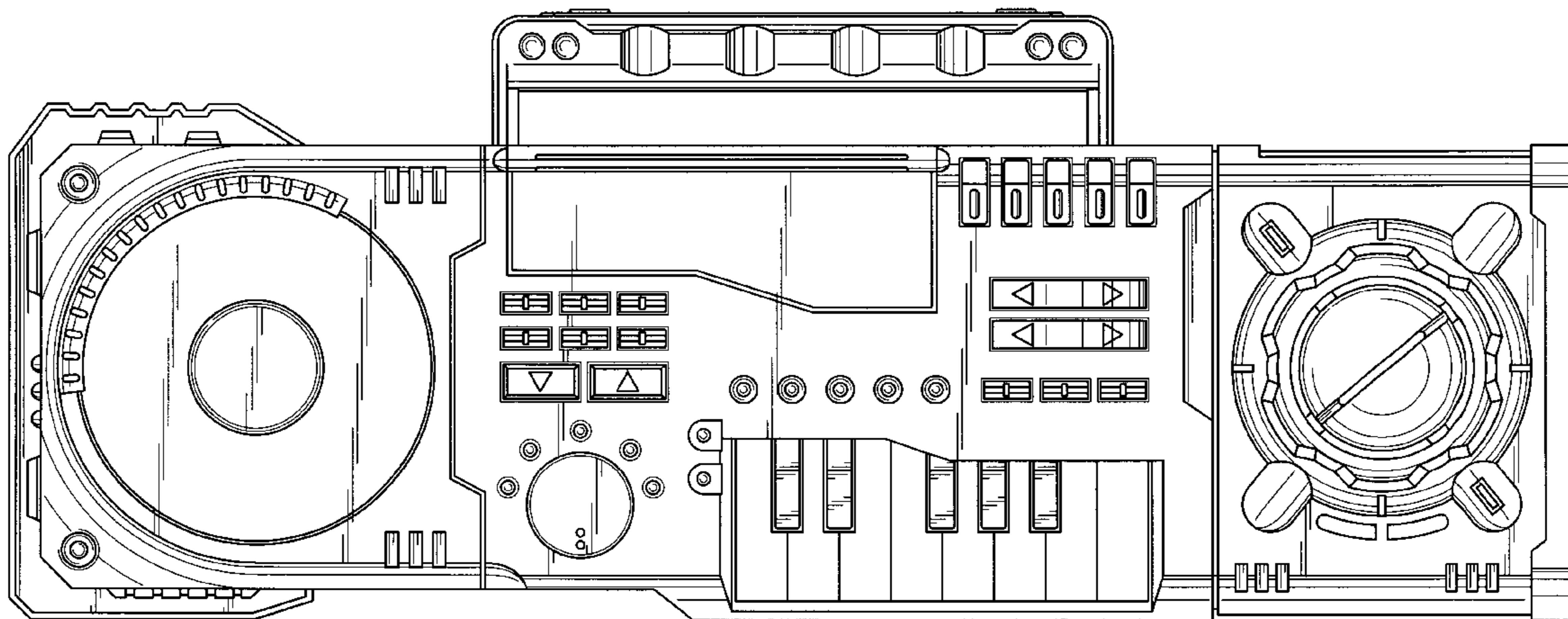
FIG. 5 is a top plan view of the toy music mixer of FIG. 1;

and,

FIG. 6 is a bottom plan view of the toy music mixer of FIG. 1.

1.

1 Claim, 4 Drawing Sheets



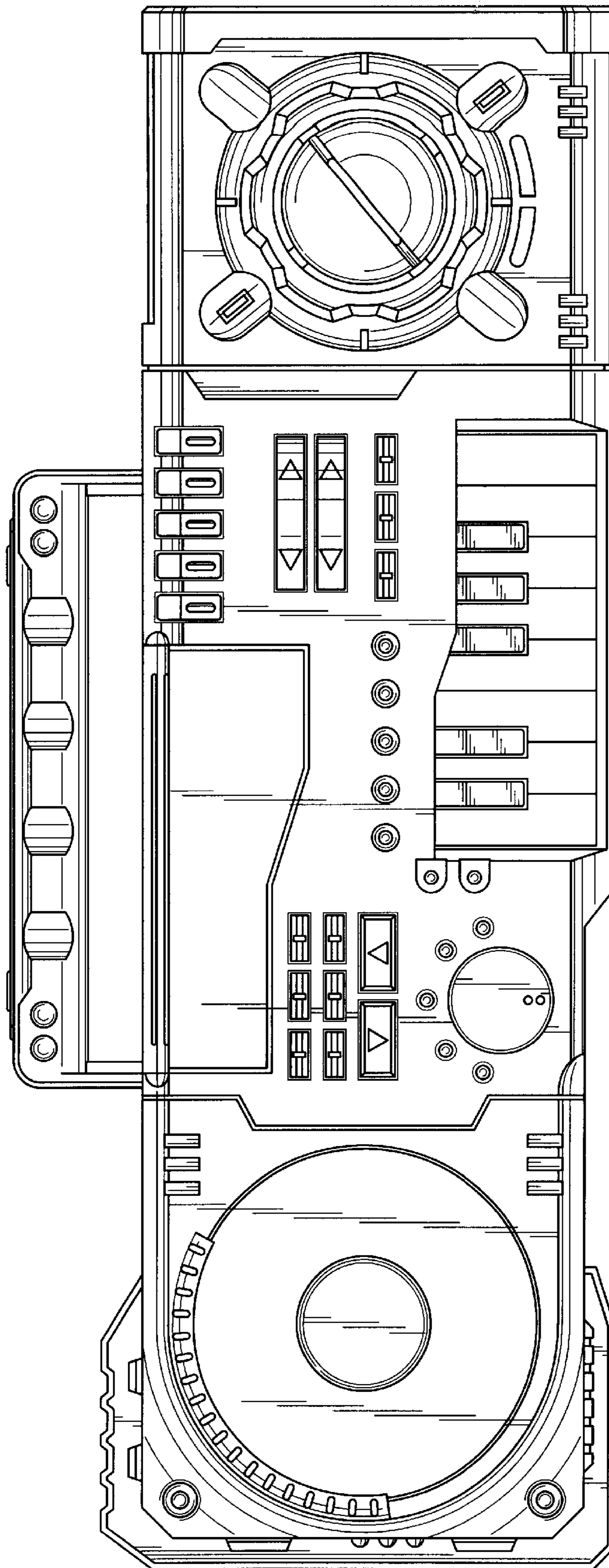


FIG. 1

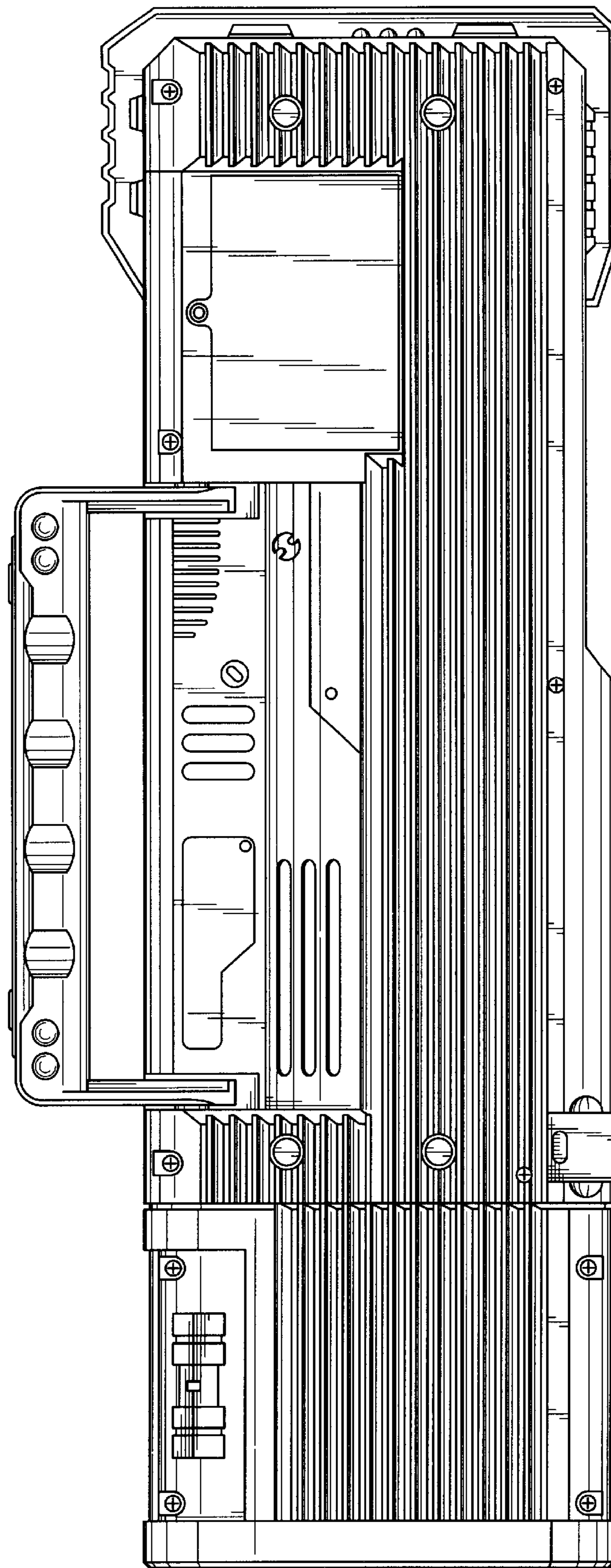


FIG. 2

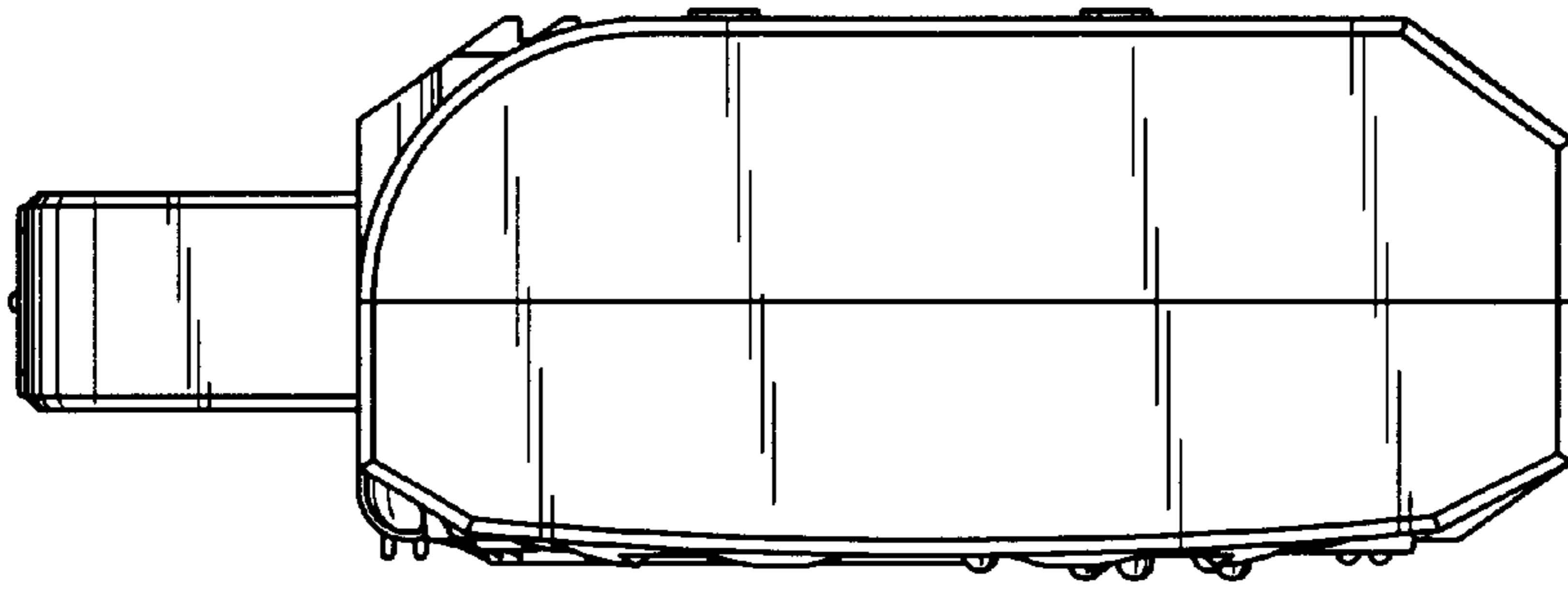


FIG. 4

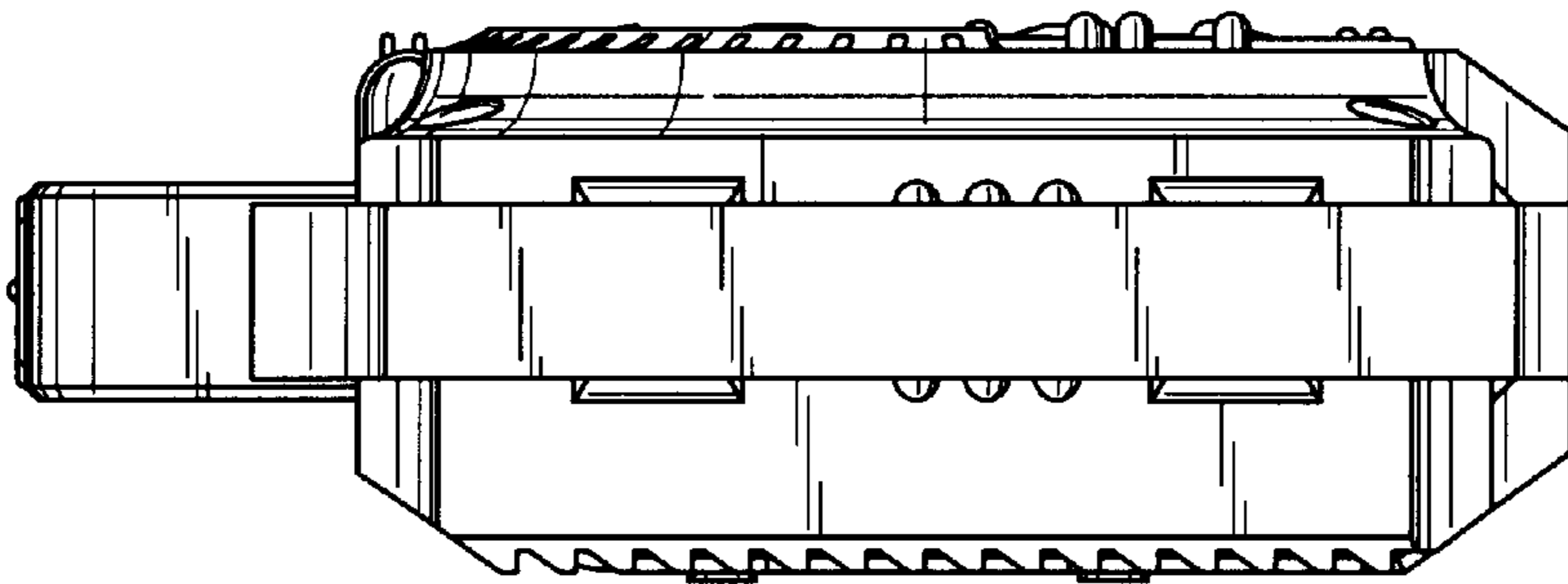


FIG. 3

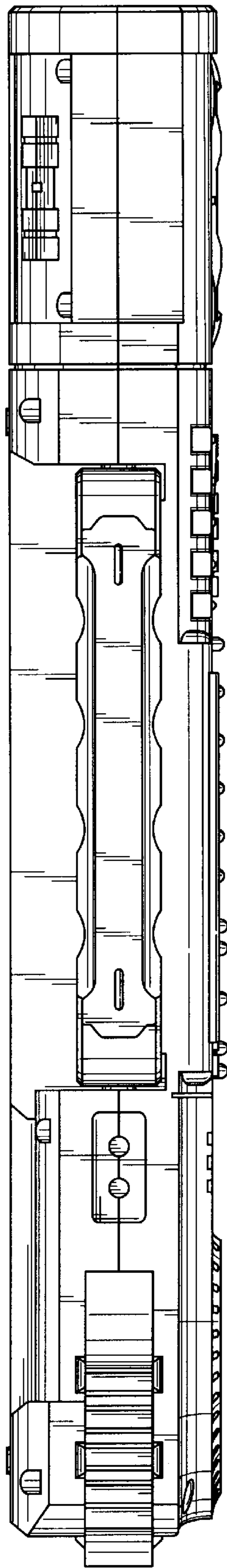


FIG. 5

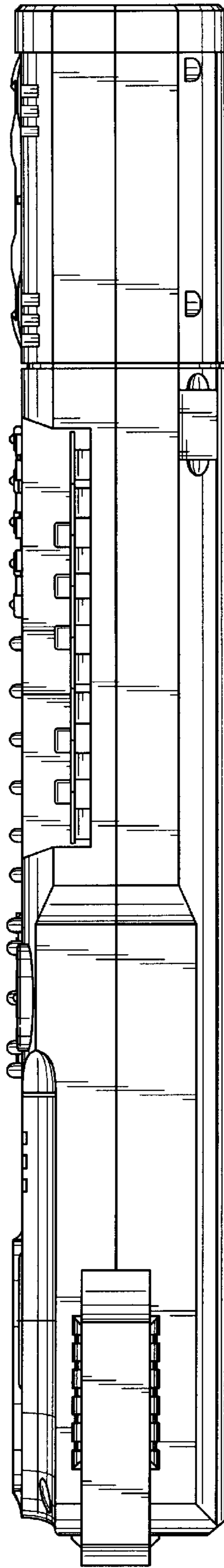


FIG. 6