



US00D488506S

(12) **United States Design Patent**  
**Mandel et al.**

(10) **Patent No.:** **US D488,506 S**

(45) **Date of Patent:** **\*\* Apr. 13, 2004**

(54) **TRIPLE POP-UP HIGHLIGHTER**

(75) Inventors: **Logan Flash Mandel**, Los Angeles, CA (US); **Won Jung**, Los Angeles, CA (US)

(73) Assignee: **GMPC**, Santa Monica, CA (US)

(\*\*) Term: **14 Years**

(21) Appl. No.: **29/177,357**

(22) Filed: **Mar. 7, 2003**

(51) **LOC (7) Cl.** ..... **19-06**

(52) **U.S. Cl.** ..... **D19/36; D19/51; D19/48**

(58) **Field of Search** ..... D19/35, 36, 41-51, D19/53-58, 65, 75, 81-85; 401/29-34, 35, 52, 119, 131, 195, 214, 202; 211/69.1-69.9; 206/214, 224, 371, 37, 38; 118/268

(56) **References Cited**

**U.S. PATENT DOCUMENTS**

2,107,424	A	*	2/1938	Platt	.....	401/214
2,412,938	A	*	12/1946	Amoth	.....	211/69.5
3,195,169	A	*	7/1965	Chadbourn	.....	401/119
D214,105	S	*	5/1969	Cline	.....	D19/36
4,189,048	A	*	2/1980	Gaillard	.....	206/37
4,614,163	A	*	9/1986	Hetzer et al.	.....	118/268
D291,947	S	*	9/1987	Nakata	.....	D3/206
4,736,838	A	*	4/1988	Nakata et al.	.....	206/762
D299,359	S	*	1/1989	Cain	.....	D19/75
4,798,310	A	*	1/1989	Kasai et al.	.....	221/87
4,826,338	A	*	5/1989	Kilpatrick	.....	401/35
D305,914	S	*	2/1990	Ukisu	.....	D19/41 X
D324,881	S	*	3/1992	Hasegawa	.....	D19/85
D482,065	S	*	11/2003	Hung	.....	D19/36

\* cited by examiner

*Primary Examiner*—Martie K. Holtje  
(74) *Attorney, Agent, or Firm*—Christie, Parker & Hale, LLP

(57) **CLAIM**

The ornamental design for triple pop-up highlighter, as shown and described.

**DESCRIPTION**

FIG. 1 is a top plan view of the triple pop-up highlighter of the invention, shown with three highlighters pushed down into the holder portion of the invention.

FIG. 2 is a front view of the invention of FIG. 1.

FIG. 3 is a left side view of the invention of FIG. 1.

FIG. 4 is a right side view of the invention of FIG. 1.

FIG. 5 is a bottom plan view of the invention of FIG. 1.

FIG. 6 is a top plan view of a highlighter of the invention of FIG. 1 shown separately for ease of illustration.

FIG. 7 is a front view of a highlighter of the invention of FIG. 6.

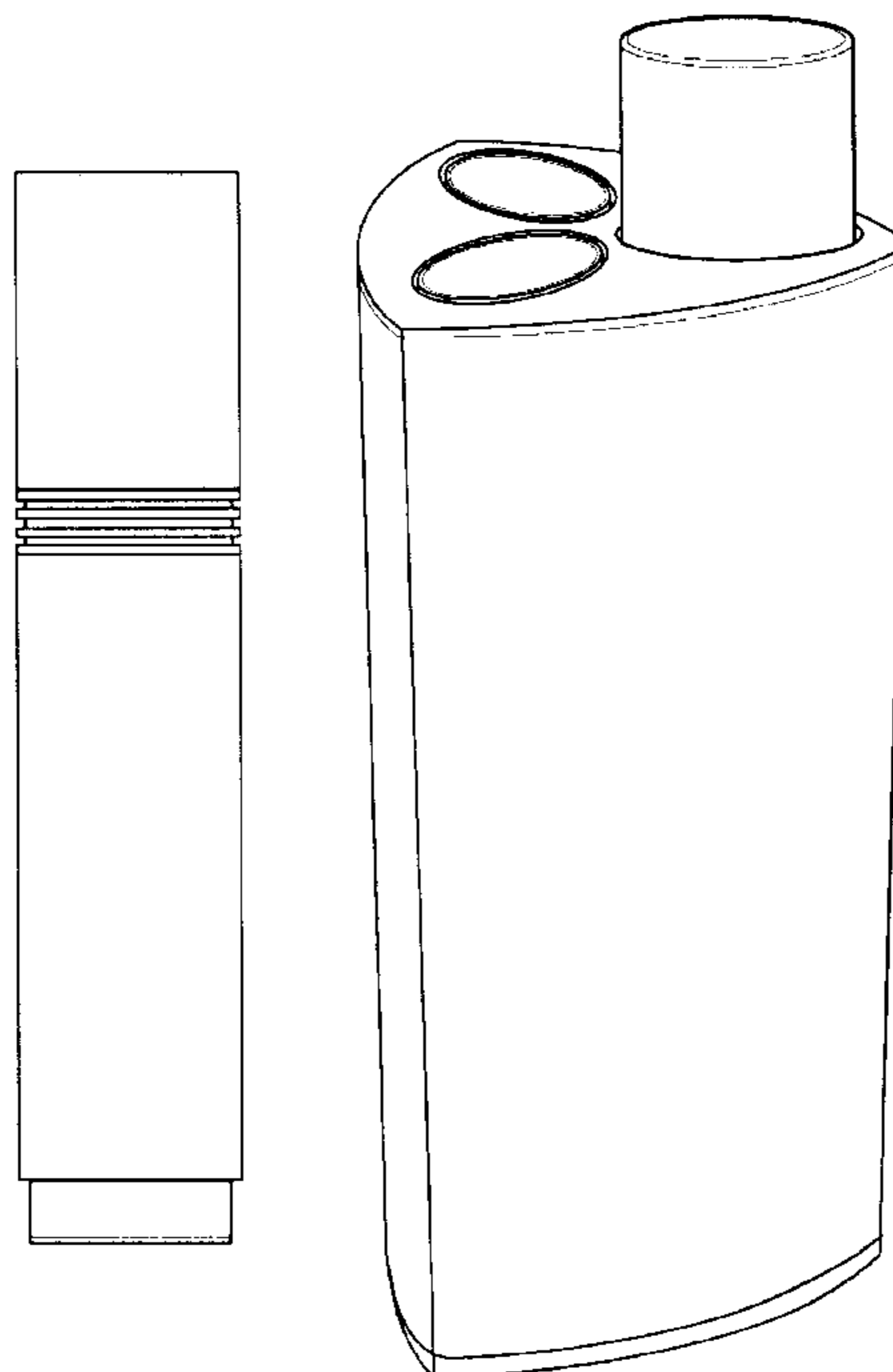
FIG. 8 is a side view of a highlighter of the invention of FIG. 6.

FIG. 9 is a bottom plan view of a highlighter of the invention of FIG. 6.

FIG. 10 is a front perspective view of the triple pop-up highlighter of the invention of FIG. 1, shown with one of the three highlighters extending out of the holder portion of the invention; and,

FIG. 11 is a front perspective view of the triple pop-up highlighter of the invention of FIG. 1, shown with its three highlighters pushed down into the holder.

**1 Claim, 3 Drawing Sheets**



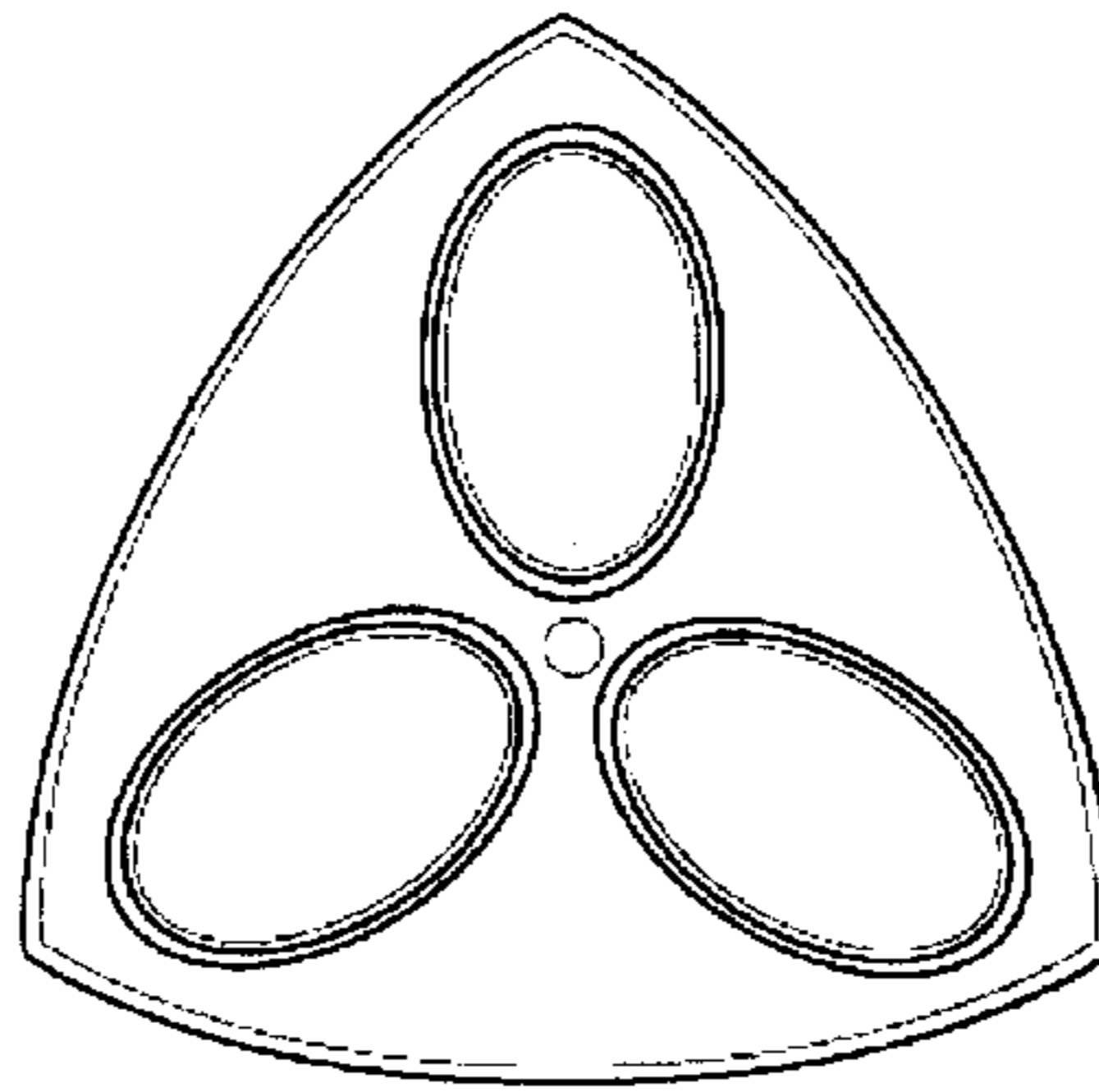


fig.1




fig.3




fig.2




fig.4

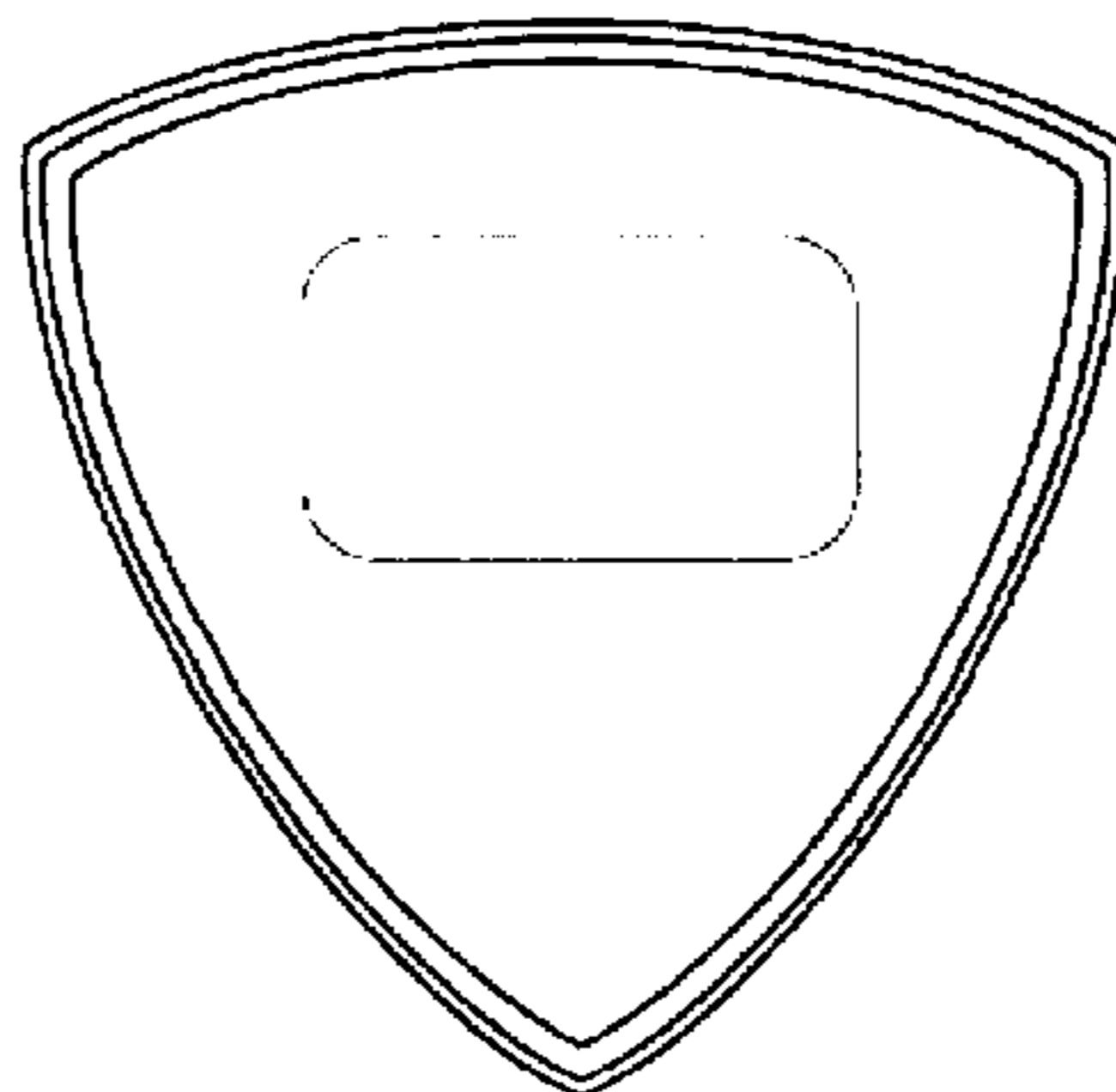


fig.5

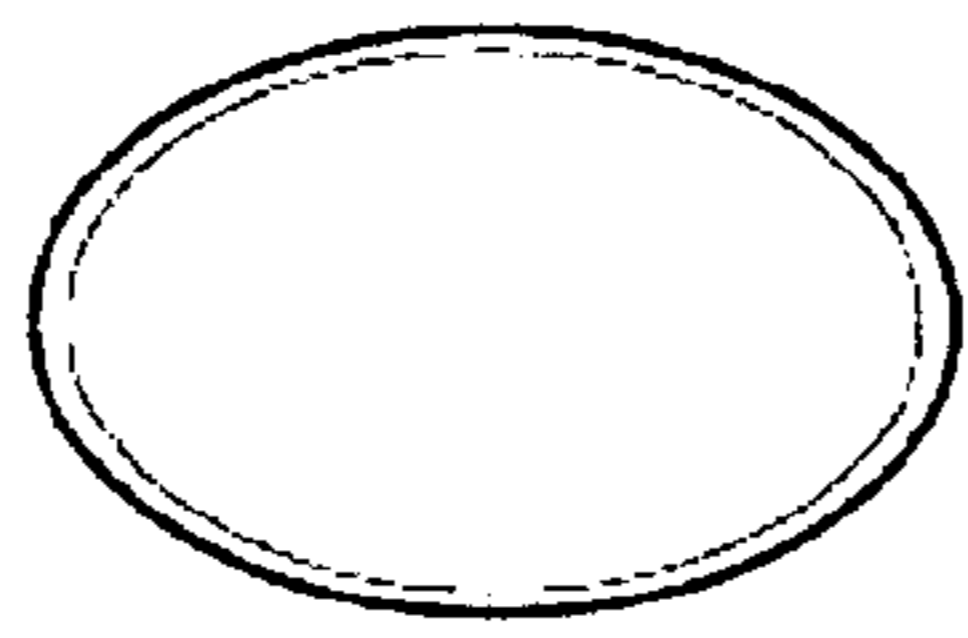


fig.6




fig.7



fig.8

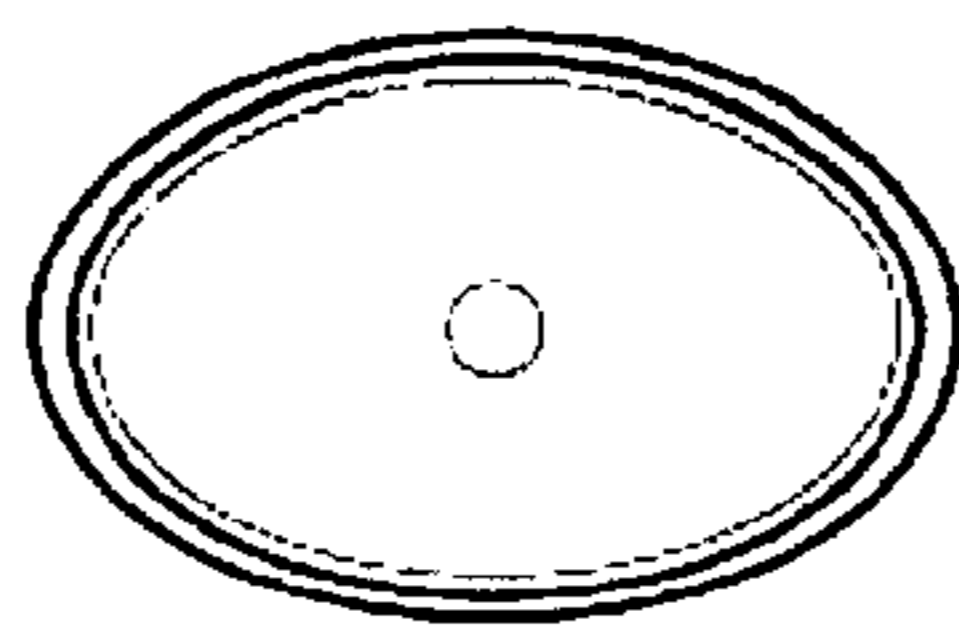


fig.9




fig.10




fig.11