



US00D488480S

(12) **United States Design Patent**
Knetsch et al.

(10) **Patent No.:** **US D488,480 S**

(45) **Date of Patent:** **** Apr. 13, 2004**

(54) **HOUSING COVER**

D410,912 S * 6/1999 Bloch et al. D14/445
D437,325 S * 2/2001 Searby et al. D14/445

(75) Inventors: **Jörg Christian Knetsch**, Ehringshausen (DE); **Steffen Wagner**, Burbach (DE); **Joachim Maul**, Ehringshausen (DE); **Kay-Uwe Witte**, Bad Homburg (DE)

* cited by examiner

Primary Examiner—Freda Nunn

(74) *Attorney, Agent, or Firm*—Pauley Petersen & Erickson

(73) Assignee: **Rittal GmbH & Co. KG**, Herborn (DE)

(57) **CLAIM**

(**) Term: **14 Years**

The ornamental design for a housing cover, as shown and described.

(21) Appl. No.: **29/167,359**

DESCRIPTION

(22) Filed: **Sep. 12, 2002**

FIG. 1 is a front perspective view of a housing cover according to this invention;

(30) **Foreign Application Priority Data**

Mar. 28, 2002 (DE) 4 02 02 324

FIG. 2 is a front view of the housing cover, as shown in FIG. 1;

(51) **LOC (7) Cl.** **14-02**

FIG. 3 is a rear view of the housing cover, as shown in FIG. 1;

(52) **U.S. Cl.** **D14/445**

FIG. 4 is a top view of the housing cover, as shown in FIG. 1;

(58) **Field of Search** D14/441-446, D14/349-356; D13/162, 184, 199; 360/99.01-99.12; 361/690-696; 369/34.01, 36.01

FIG. 5 is a bottom view of the housing cover, as shown in FIG. 1;

(56) **References Cited**

FIG. 6 is a side view of the housing cover, as shown in FIG. 1; and,

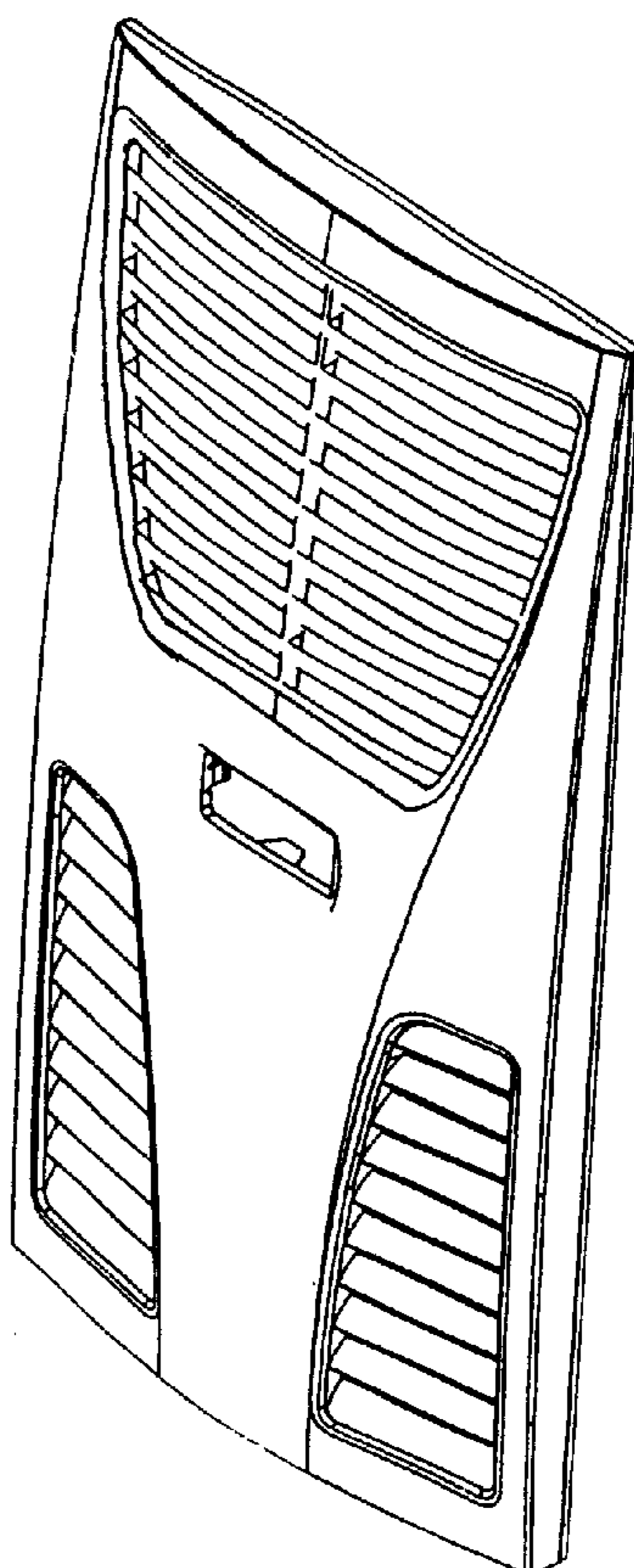
U.S. PATENT DOCUMENTS

FIG. 7 is a side view, opposite the side view shown in FIG. 6, of the housing cover, as shown in FIG. 1.

D333,134 S * 2/1993 Aderman D14/445

D360,411 S * 7/1995 Sharp et al. D14/445

1 Claim, 2 Drawing Sheets



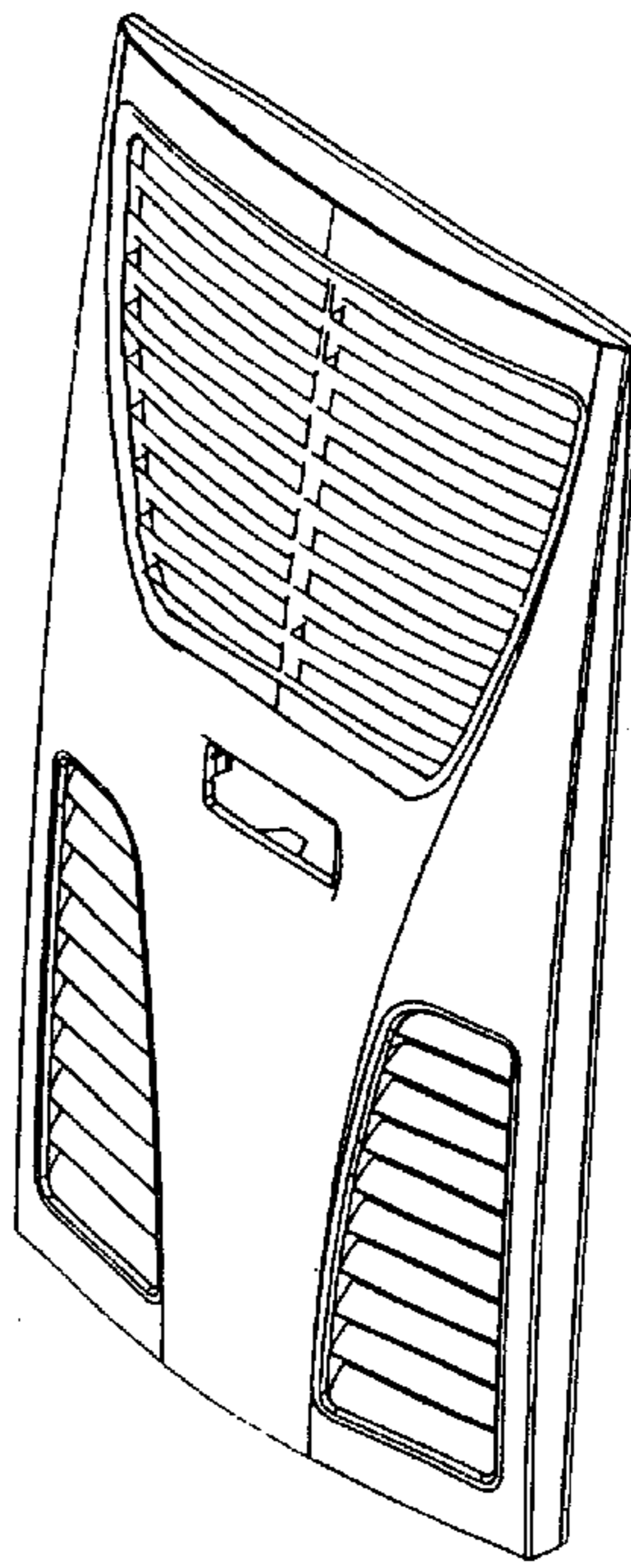


FIG. 1

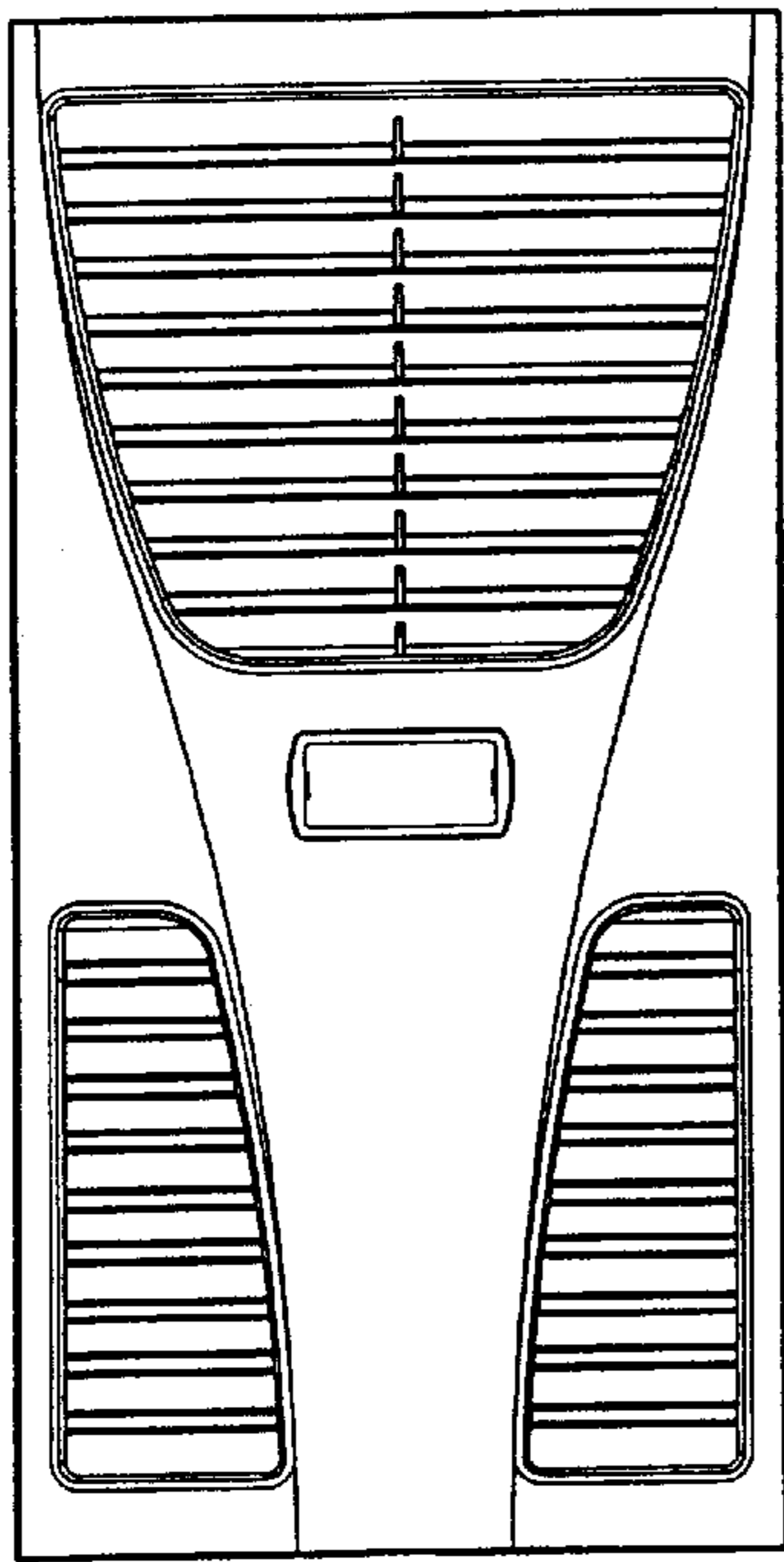


FIG. 2

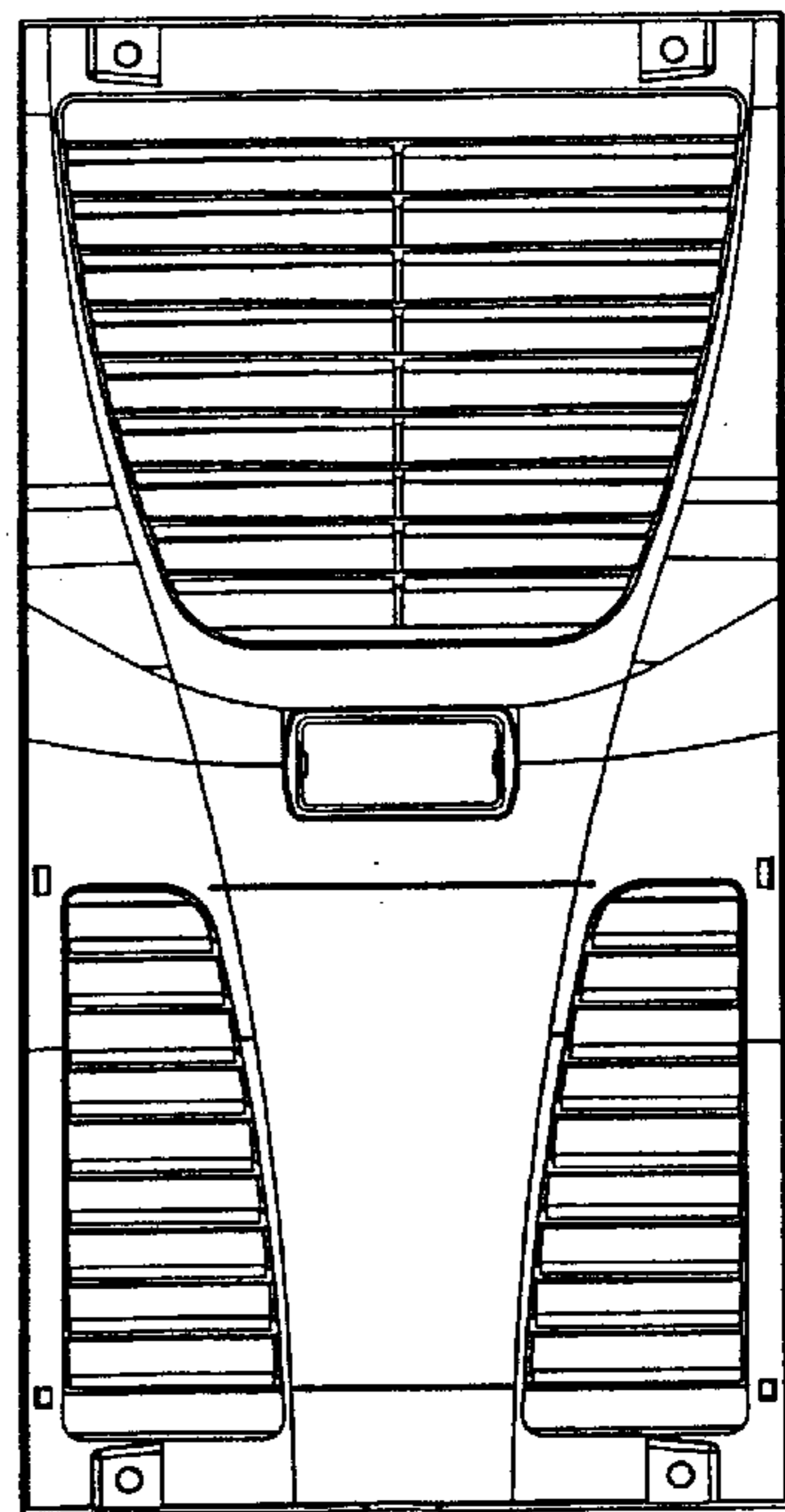


FIG. 3

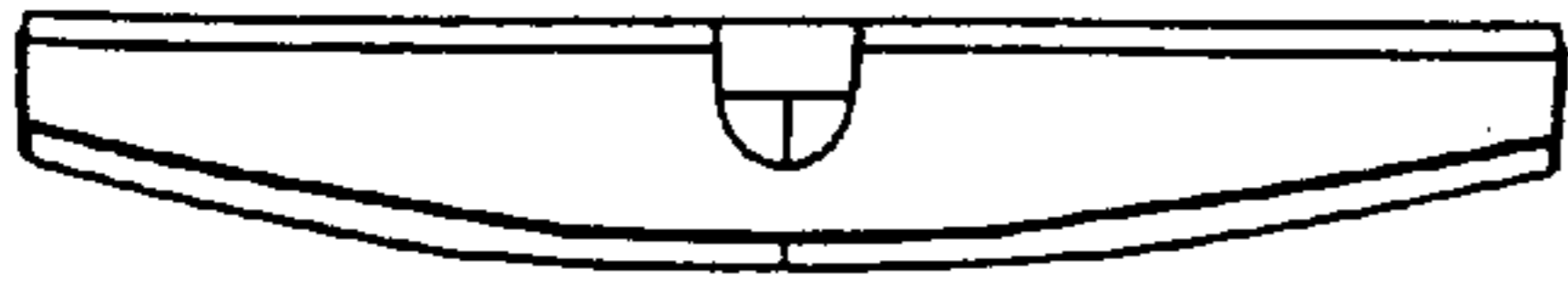


FIG. 4




FIG. 5



FIG. 6




FIG. 7