



US00D488475S

(12) **United States Design Patent**
Yu et al.

(10) **Patent No.:** **US D488,475 S**
(45) **Date of Patent:** **** Apr. 13, 2004**

(54) **REMOVABLE ELECTRONIC CARD**

(75) Inventors: **Gordon Yu**, Taipei (TW); **Tsung-Kan Cheng**, Taipei (TW); **Forli Wen**, Taipei (TW)

(73) Assignees: **C-One Technology Corp.**, Hsin-Chu (TW); **Pretec Electronics Corp.**, Fremont, CA (US)

(**) Term: **14 Years**

(21) Appl. No.: **29/172,517**

(22) Filed: **Dec. 13, 2002**

(51) **LOC (7) Cl.** **14-02**

(52) **U.S. Cl.** **D14/436**

(58) **Field of Search** D14/432-438,
D14/478-480; 361/736-737, 752, 686;
257/678, 679; 40/124.01; 283/75, 76, 901;
235/487-495, 441-443, 375; 174/52.1;
439/135, 140, 76.1

(56) **References Cited**

U.S. PATENT DOCUMENTS

D445,111 S * 7/2001 Okamoto et al. D14/436

D446,525 S * 8/2001 Okamoto et al. D14/436
D467,586 S * 12/2002 Shimoda et al. D14/436
D475,056 S * 5/2003 Taniguchi et al. D14/436
2002/0137380 A1 * 9/2002 Shishikura et al. 439/188

* cited by examiner

Primary Examiner—Kay H. Chin

(74) *Attorney, Agent, or Firm*—Bacon & Thomas, PLLC

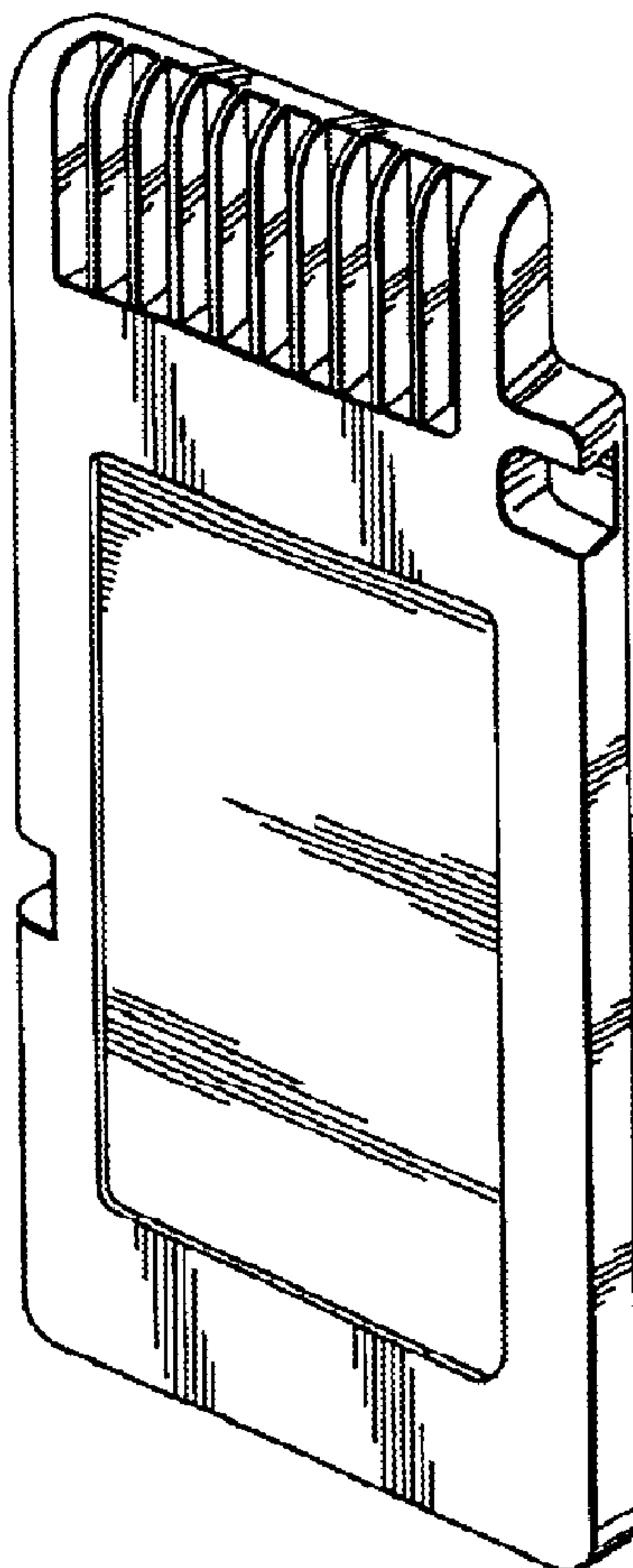
(57) **CLAIM**

The ornamental design for the removable electronic card, as shown and described.

DESCRIPTION

FIG. 1 is a perspective view of a removable electronic card showing our new design;
FIG. 2 is a front view thereof;
FIG. 3 is a rear view thereof;
FIG. 4 is a left side view thereof;
FIG. 5 is a right side view thereof;
FIG. 6 is a top view thereof; and,
FIG. 7 is a bottom view thereof.

1 Claim, 2 Drawing Sheets



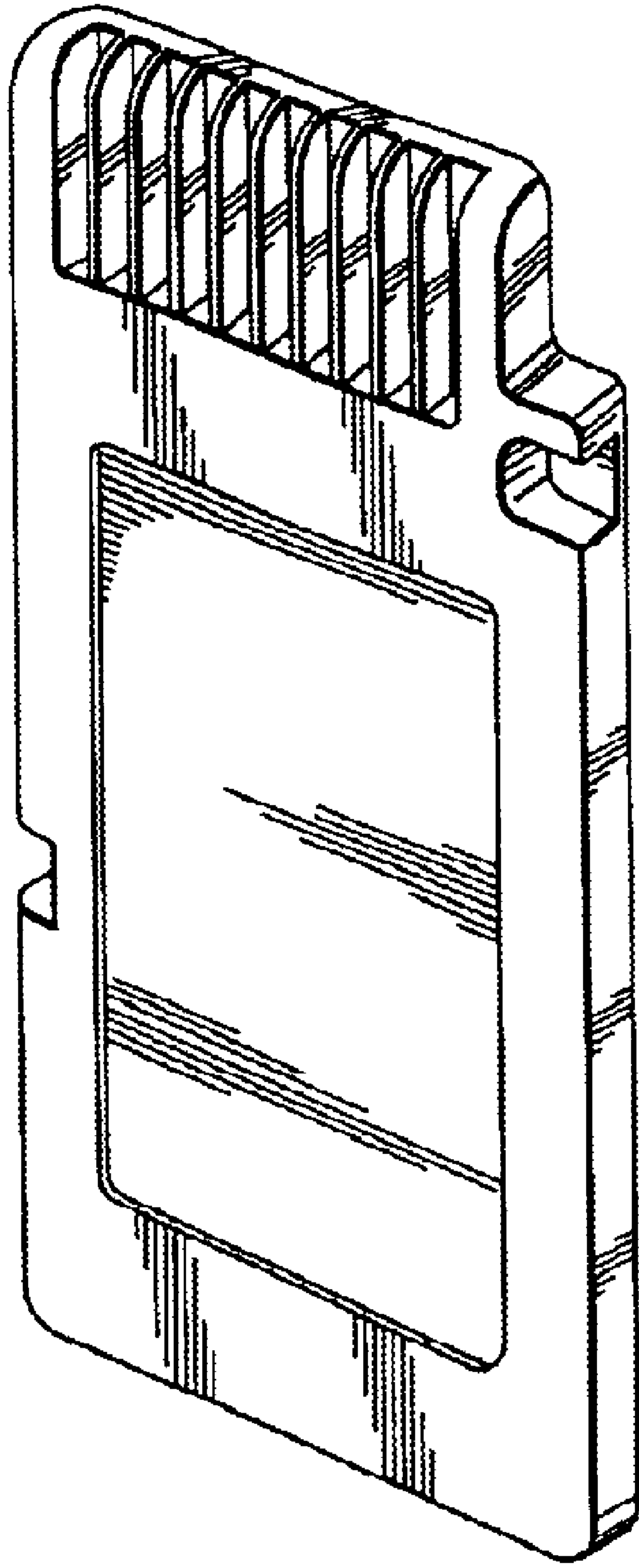


FIG. 1



FIG. 6



FIG. 4

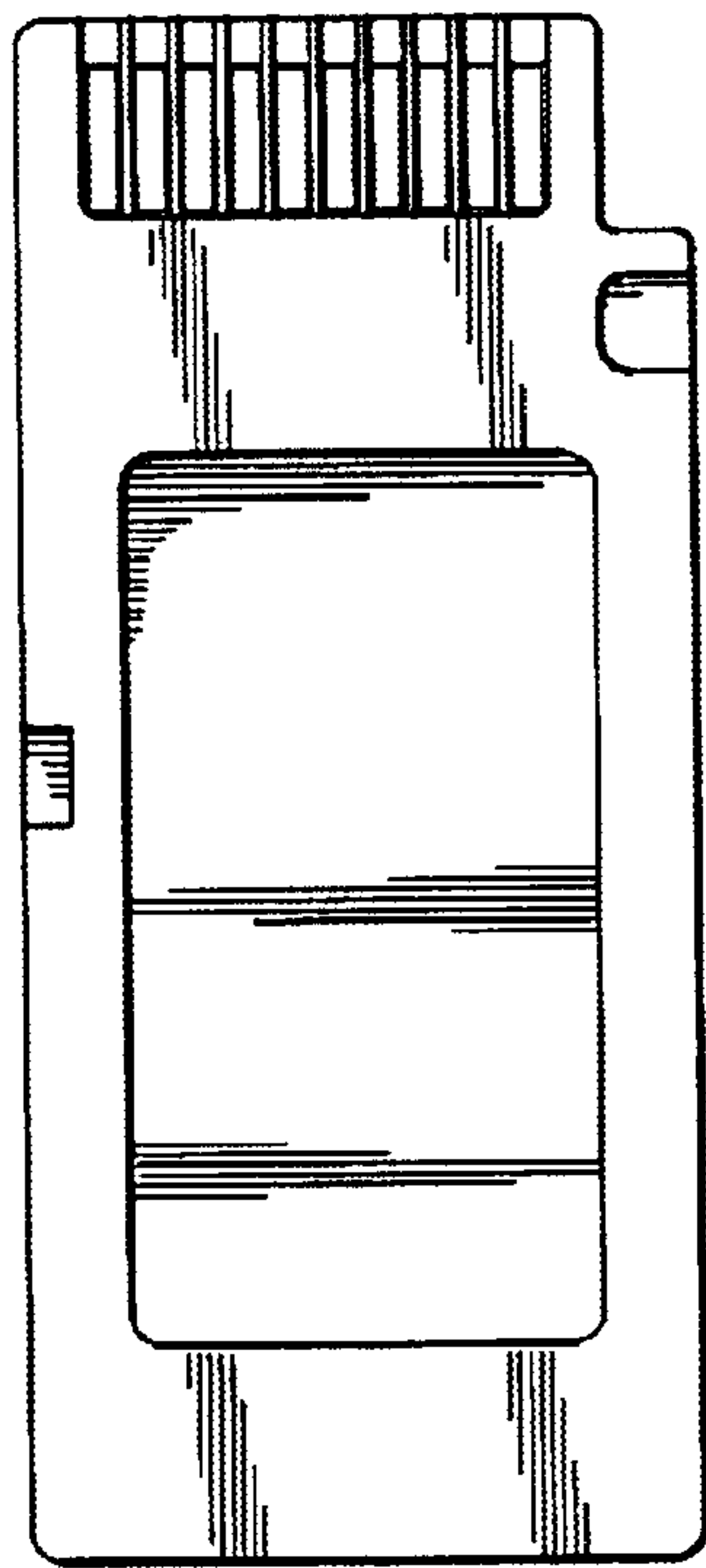


FIG. 2



FIG. 5

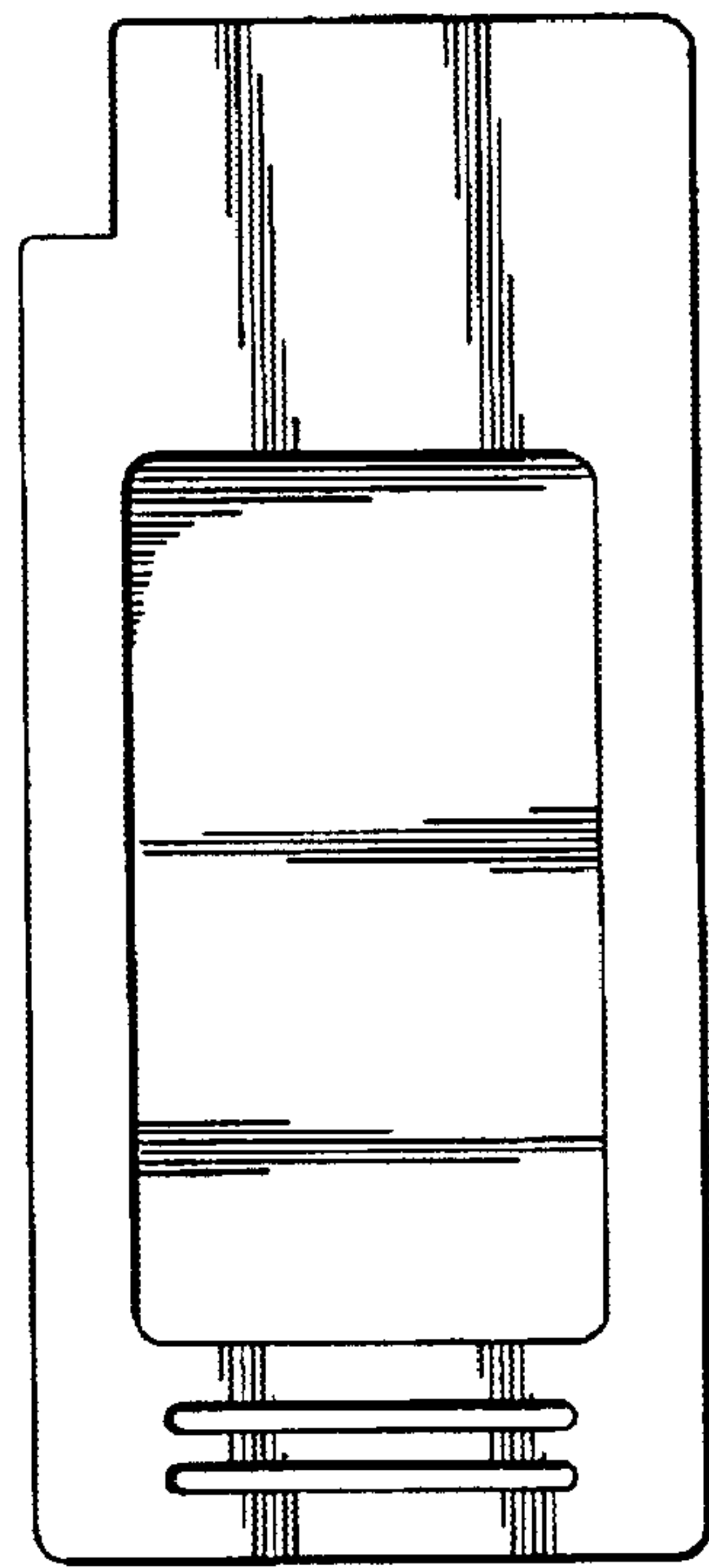


FIG. 3



FIG. 7