



US00D488454S

(12) **United States Design Patent**
Lee

(10) **Patent No.:** **US D488,454 S**

(45) **Date of Patent:** **** Apr. 13, 2004**

(54) **MOBILE PHONE**

(75) **Inventor:** **Seung Il Lee, Seoul (KR)**

(73) **Assignee:** **LG Electronics Inc., Seoul (KR)**

(**) **Term:** **14 Years**

(21) **Appl. No.:** **29/183,576**

(22) **Filed:** **Jun. 16, 2003**

(30) **Foreign Application Priority Data**

Dec. 17, 2002 (KR) 30-2002-0036171

(51) **LOC (7) Cl.** **14-03**

(52) **U.S. Cl.** **D14/138**

(58) **Field of Search** D14/137, 138,
D14/218, 147-148, 247-248, 144, 341-347;
379/433.01-433.13, 419, 434, 428.01-428.04,
420.01-420.04, 440; 455/550.1-90.3; D21/517

(56) **References Cited**

U.S. PATENT DOCUMENTS

D319,430 S	*	8/1991	Cheng	D13/168
D321,865 S	*	11/1991	Derocher	D14/345
D343,171 S	*	1/1994	Taylor	D14/138
D352,503 S	*	11/1994	Nagele	D14/138
D443,865 S	*	6/2001	Kim	D14/138
D456,792 S	*	5/2002	Lee et al.	D14/138
D458,594 S	*	6/2002	Jang	D14/138
D459,326 S	*	6/2002	Nagai et al.	D14/138
D475,688 S	*	6/2003	Pierce et al.	D14/138
D476,303 S	*	6/2003	Lee et al.	D14/138
D476,968 S	*	7/2003	Yokoyama	D14/138

D477,293 S	*	7/2003	Hwang	D14/138
D477,295 S	*	7/2003	Chung	D14/138
D477,296 S	*	7/2003	Minamide	D14/138
D477,581 S	*	7/2003	Iijima et al.	D14/138
2001/0011029 A1	*	8/2001	Iwabuchi et al.	455/566
2002/0094846 A1	*	7/2002	Kishimoto et al.	455/566
2002/0160727 A1	*	10/2002	Won	455/575.1
2003/0092401 A1	*	5/2003	Ikeuchi	455/90.1
2003/0096582 A1	*	5/2003	Kim	455/90.1
2003/0109232 A1	*	6/2003	Park et al.	455/90.1
2003/0125079 A1	*	7/2003	Park et al.	455/556.1

FOREIGN PATENT DOCUMENTS

JP 1153260 * 9/2002

* cited by examiner

Primary Examiner—Jeffrey Asch

(74) *Attorney, Agent, or Firm*—Birch, Stewart, Kolasch & Birch, LLP

(57) **CLAIM**

The ornamental design for mobile phone, as shown and described.

DESCRIPTION

FIG. 1 is perspective view of the mobile phone;
FIG. 2 is a front view thereof;
FIG. 3 is a rear view thereof;
FIG. 4 is a left side view thereof;
FIG. 5 is a right side view thereof;
FIG. 6 is a top plan view thereof; and,
FIG. 7 is a bottom plan view thereof.

1 Claim, 6 Drawing Sheets

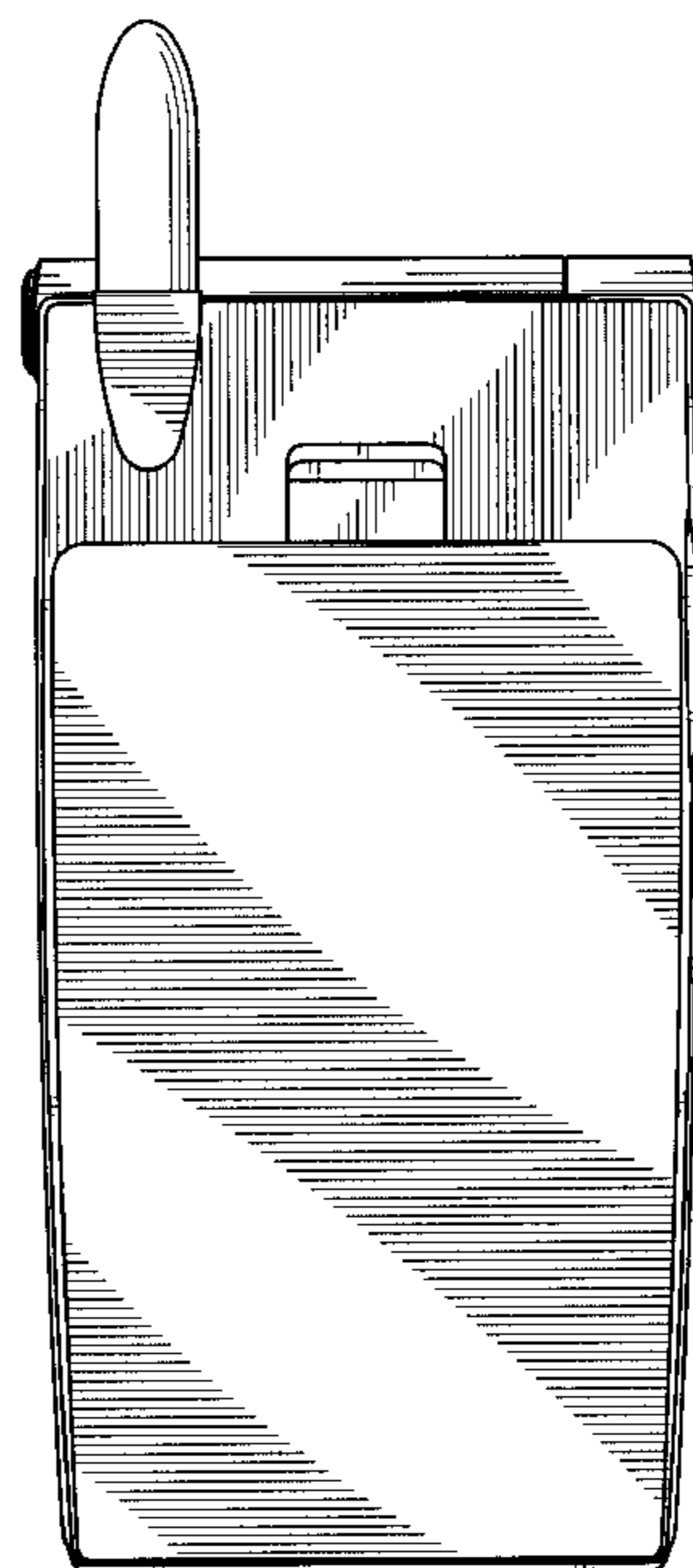
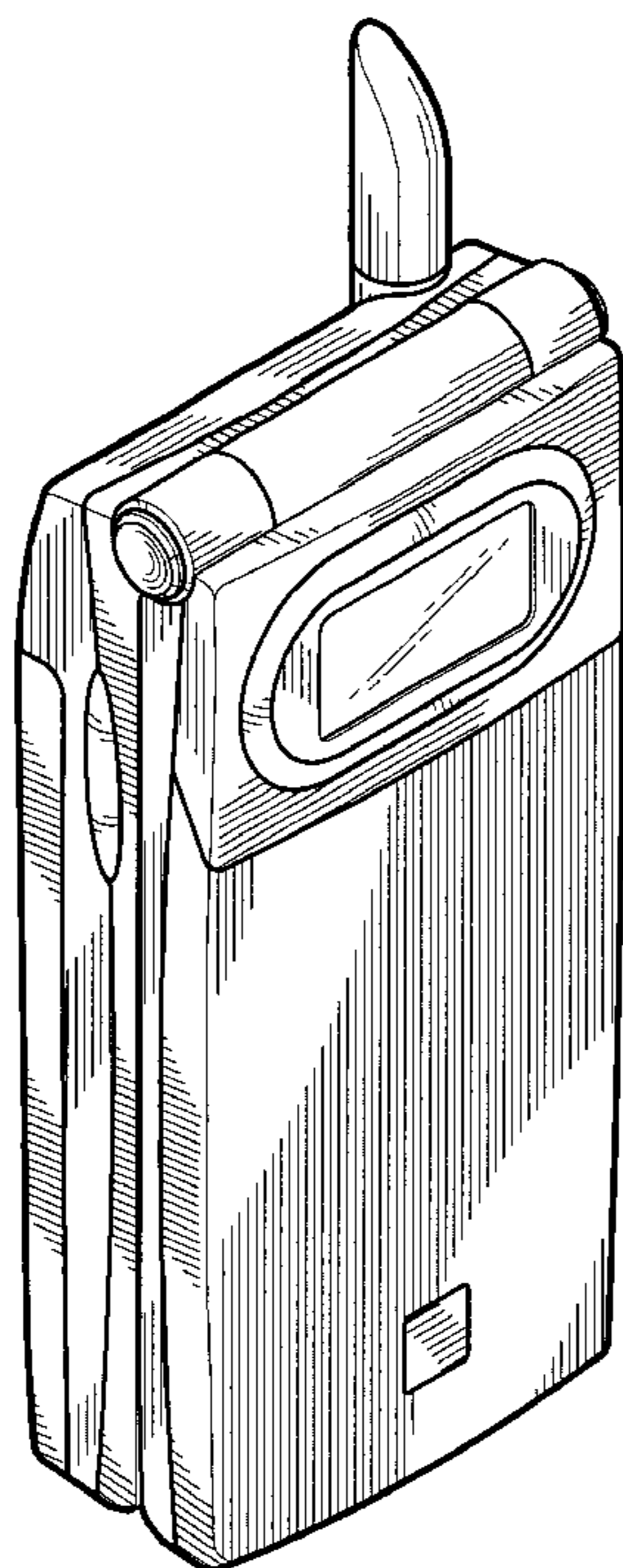


FIG. 1

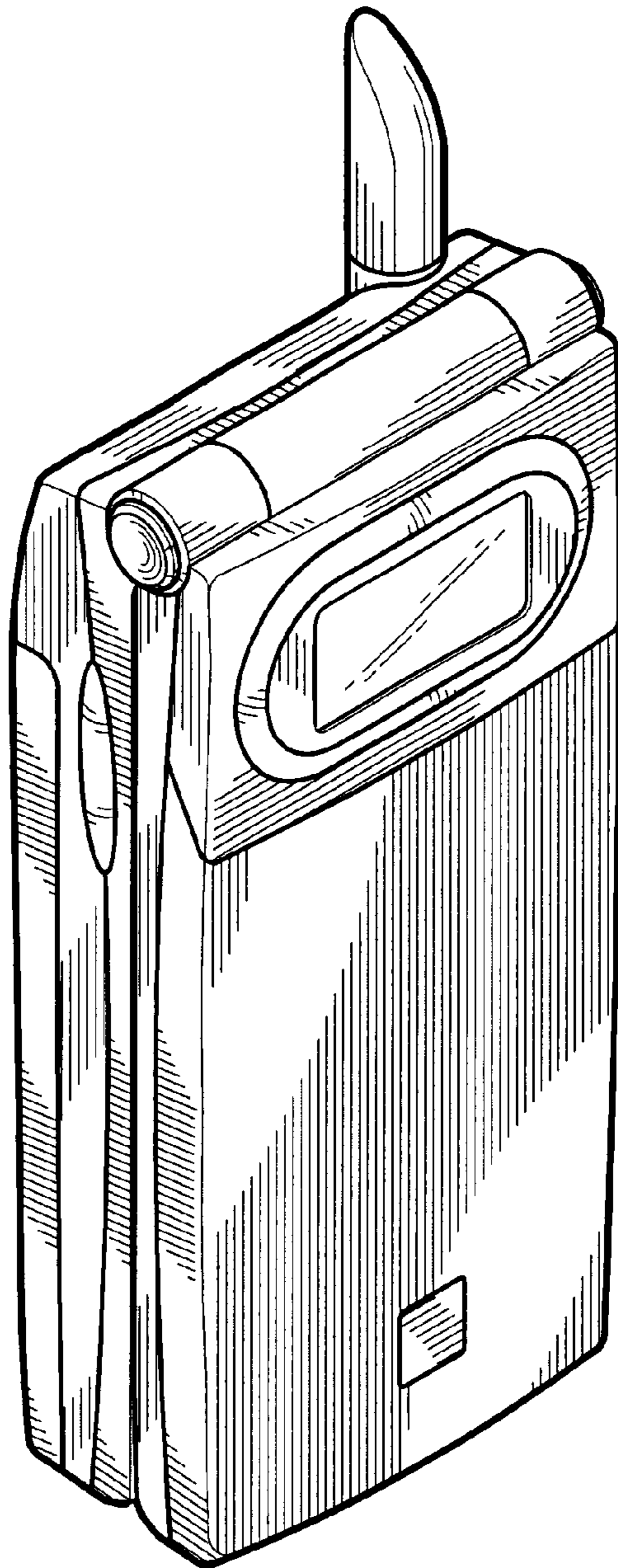


FIG. 2

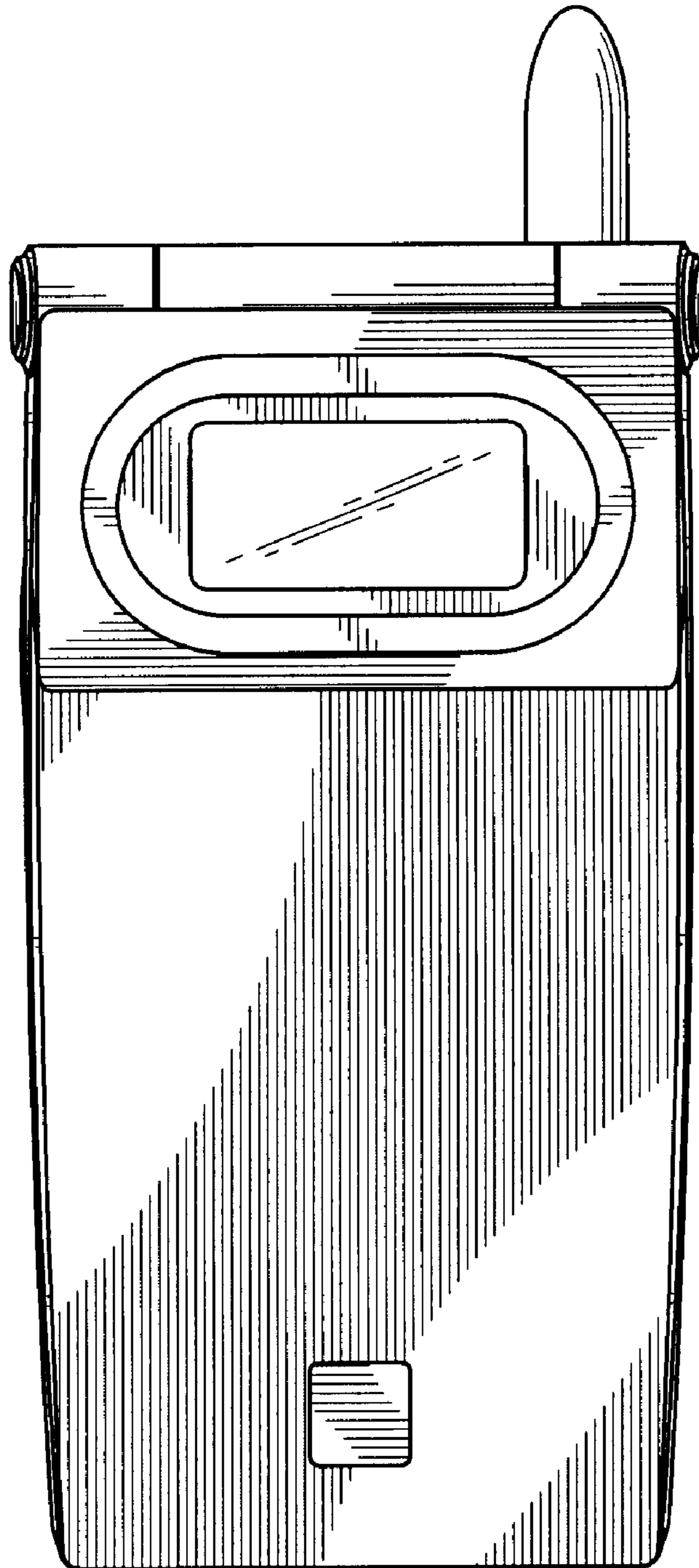


FIG. 3

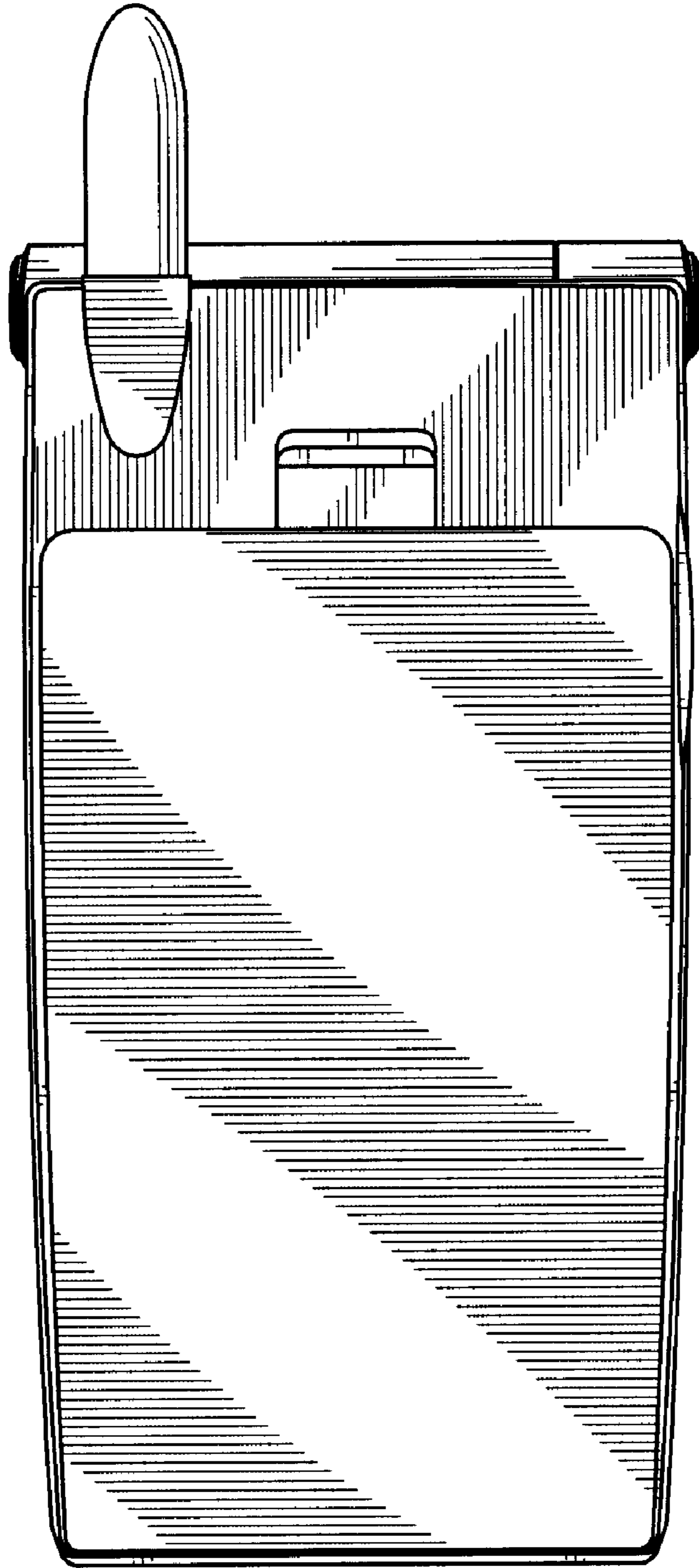


FIG. 4

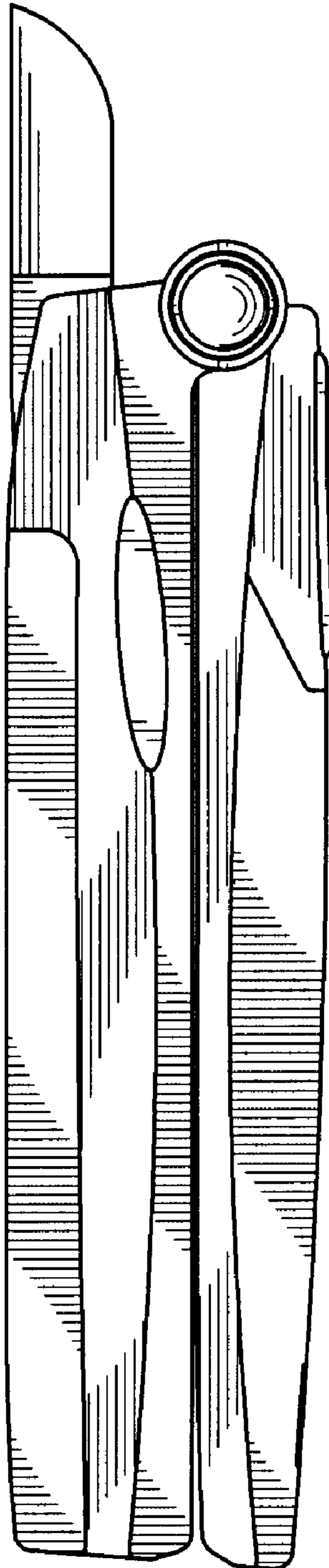


FIG. 5

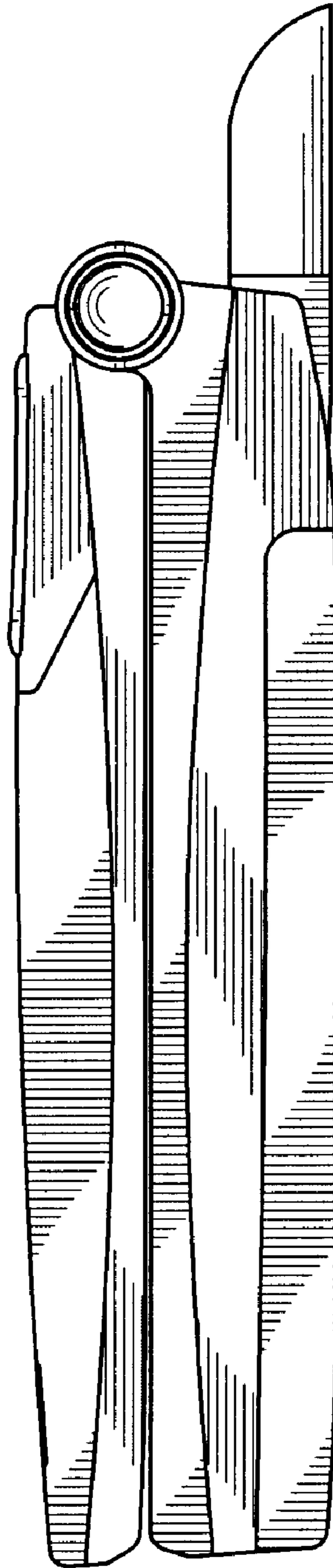


FIG. 6

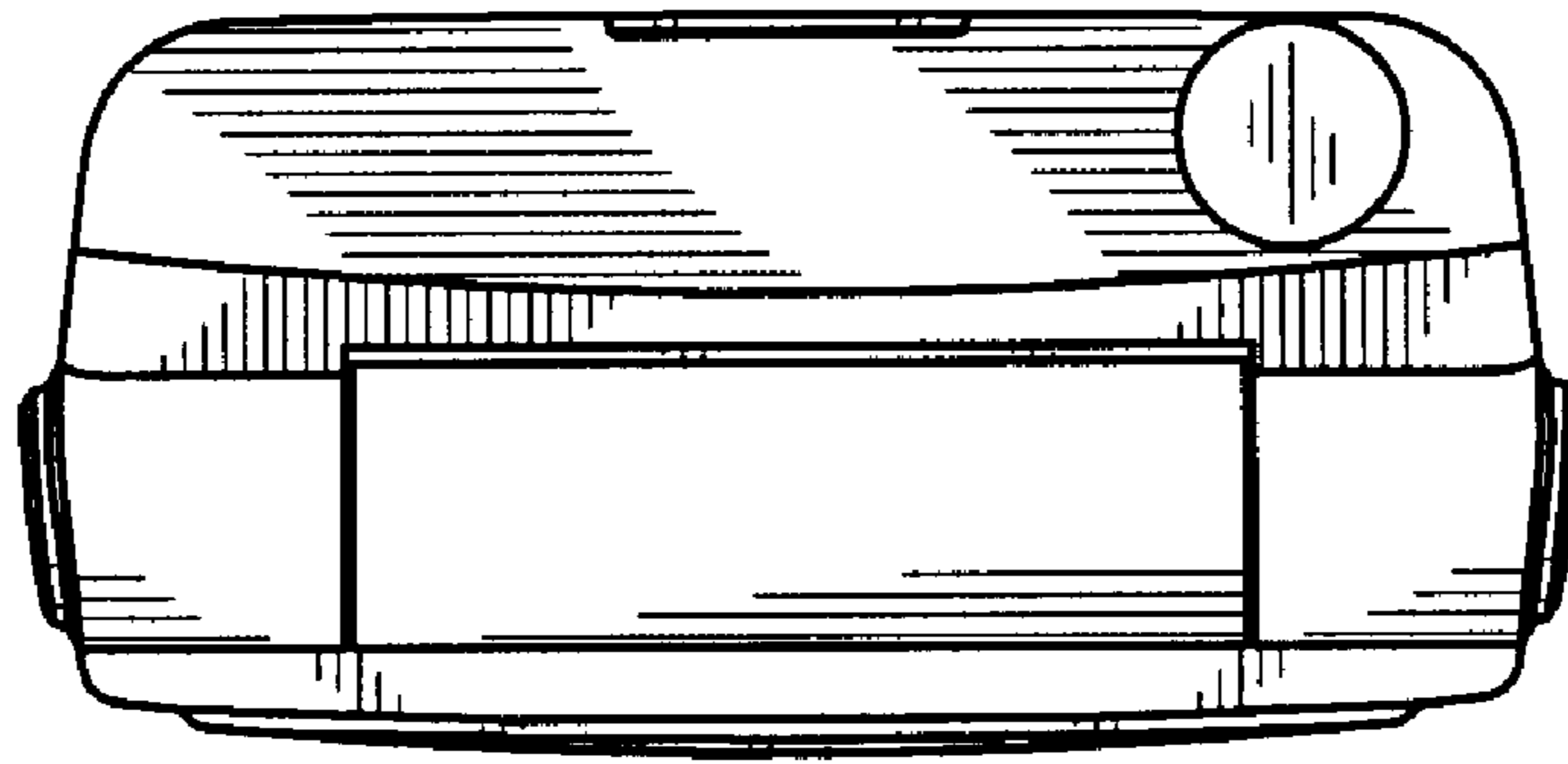


FIG. 7

