



US00D488432S

(12) **United States Design Patent**
Aull et al.

(10) **Patent No.:** **US D488,432 S**

(45) **Date of Patent:** **** Apr. 13, 2004**

(54) **TIRE TREAD**

National Aegis LS4 Tire, 2002 Tread Design Guide, Jan. 2002, p. 53.*

(75) Inventors: **Joseph Louis Aull**, Massillon, OH (US); **Charles Kenneth Schmalix**, Canal Fulton, OH (US); **Randall Raymond Brayer**, North Canton, OH (US); **Paul Bryan Maxwell**, Kent, OH (US)

* cited by examiner

Primary Examiner—Robert M. Spear
(74) *Attorney, Agent, or Firm*—David L. King; Richard B. O’Planick

(73) Assignee: **The Goodyear Tire & Rubber Company**, Akron, OH (US)

(57) **CLAIM**

(**) Term: **14 Years**

The ornamental Design for a tire tread, as shown and described.

(21) Appl. No.: **29/177,768**

DESCRIPTION

(22) Filed: **Mar. 14, 2003**

(51) **LOC (7) Cl.** **12-15**

(52) **U.S. Cl.** **D12/600**

(58) **Field of Search** D12/529, 531,
D12/551, 553, 559, 564, 588, 594, 598,
600; 152/209.1, 209.9, 209.12, 209.13,
209.28

FIG. 1 is a perspective view of a tire tread showing our new design, it being understood that the pattern repeats uniformly throughout the circumference of the tread;

FIG. 2 is a front elevational view thereof;

FIG. 3 is a right side elevational view thereof; the opposite side elevational view being identical thereto; and,

FIG. 4 is an enlarged fragmentary front elevational view thereof.

(56) **References Cited**

U.S. PATENT DOCUMENTS

D370,197 S	*	5/1996	Graas et al.	D12/601
D390,513 S	*	2/1998	Guspodin et al.	D12/601
D415,983 S	*	11/1999	Williams	D12/565
D451,453 S	*	12/2001	Maxwell et al.	D12/555

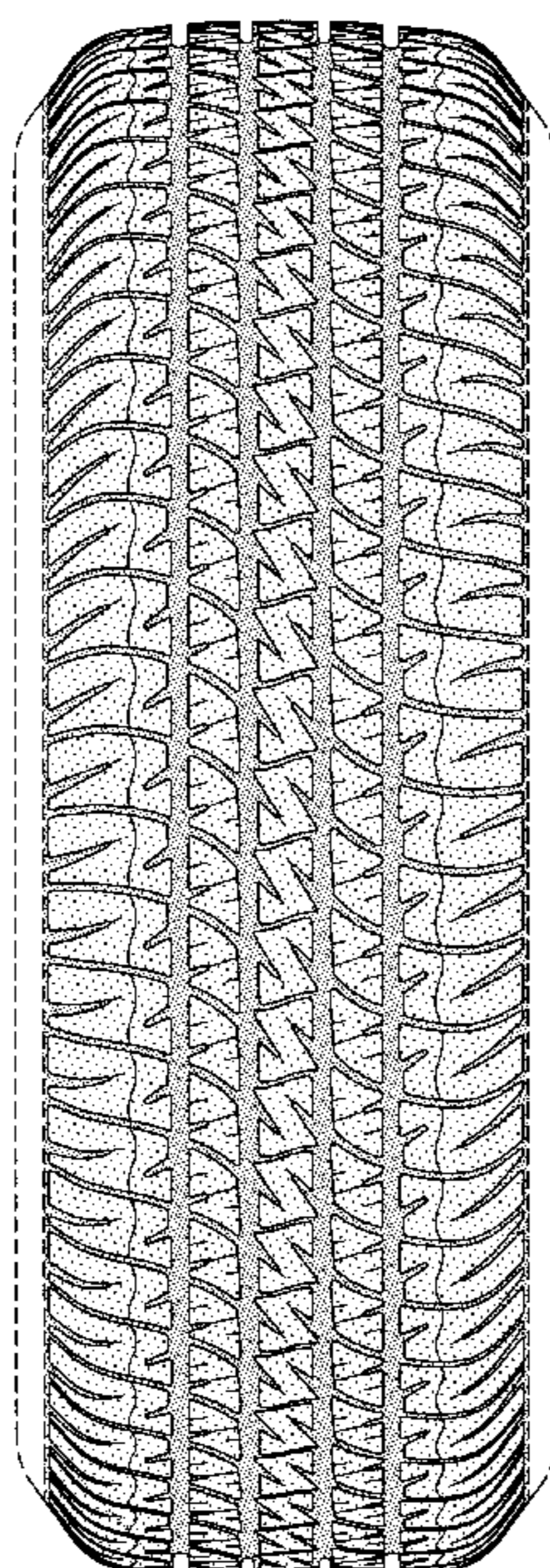
In the drawings, the broken lines defining the sidewall, inner bead and the peripheral boundary between the tire tread and the sidewall are for illustrative purposes only and form no part of the claimed design.

The dark stippled surface shading represents the recessed portion of the tread grooves having a depth as best shown in FIG. 2.

OTHER PUBLICATIONS

Goodyear Eagle GT+4 Tire, 2002 Tread Design Guide, Jan. 2002, p. 34.*

1 Claim, 4 Drawing Sheets



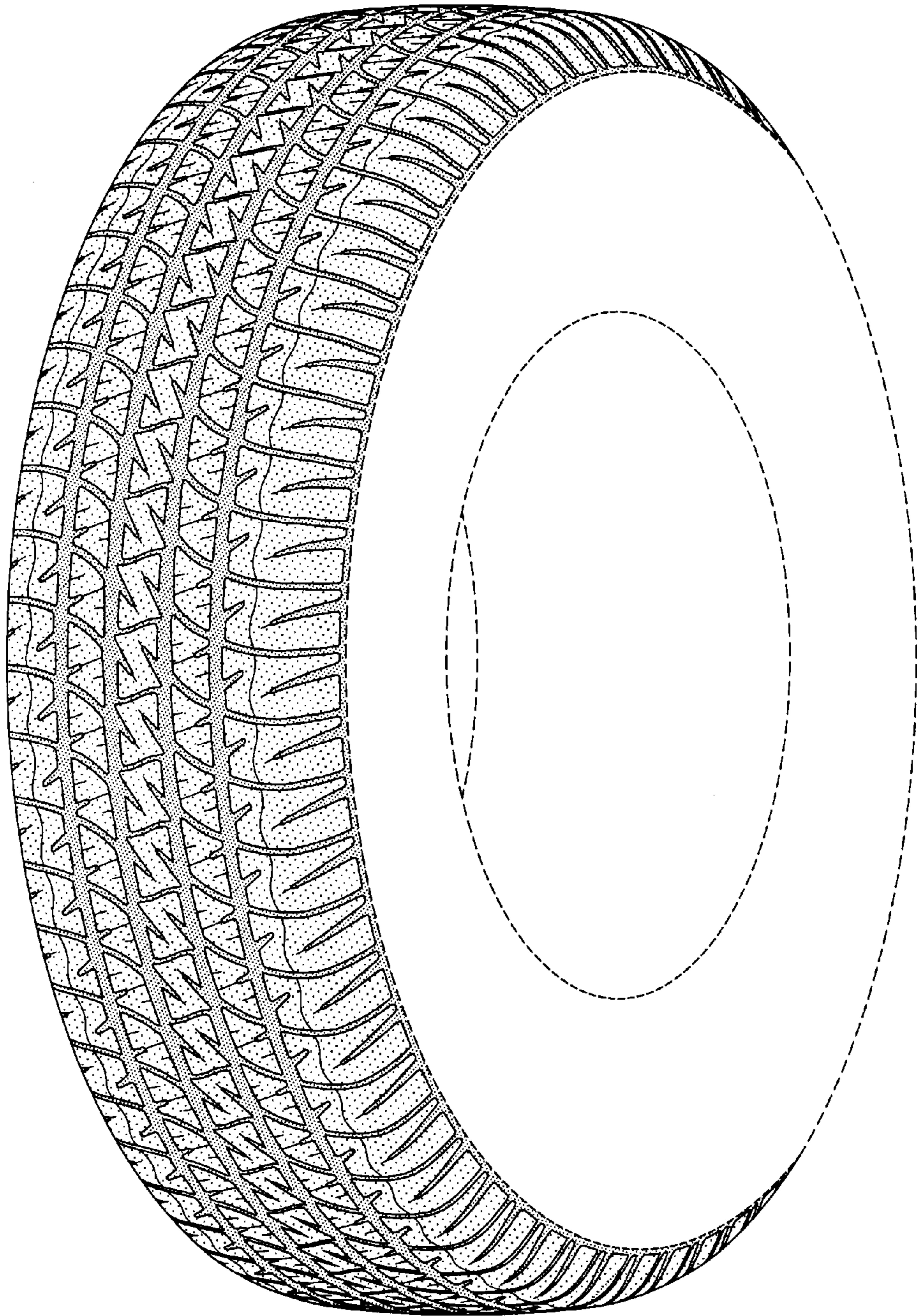


FIG-1




FIG-2

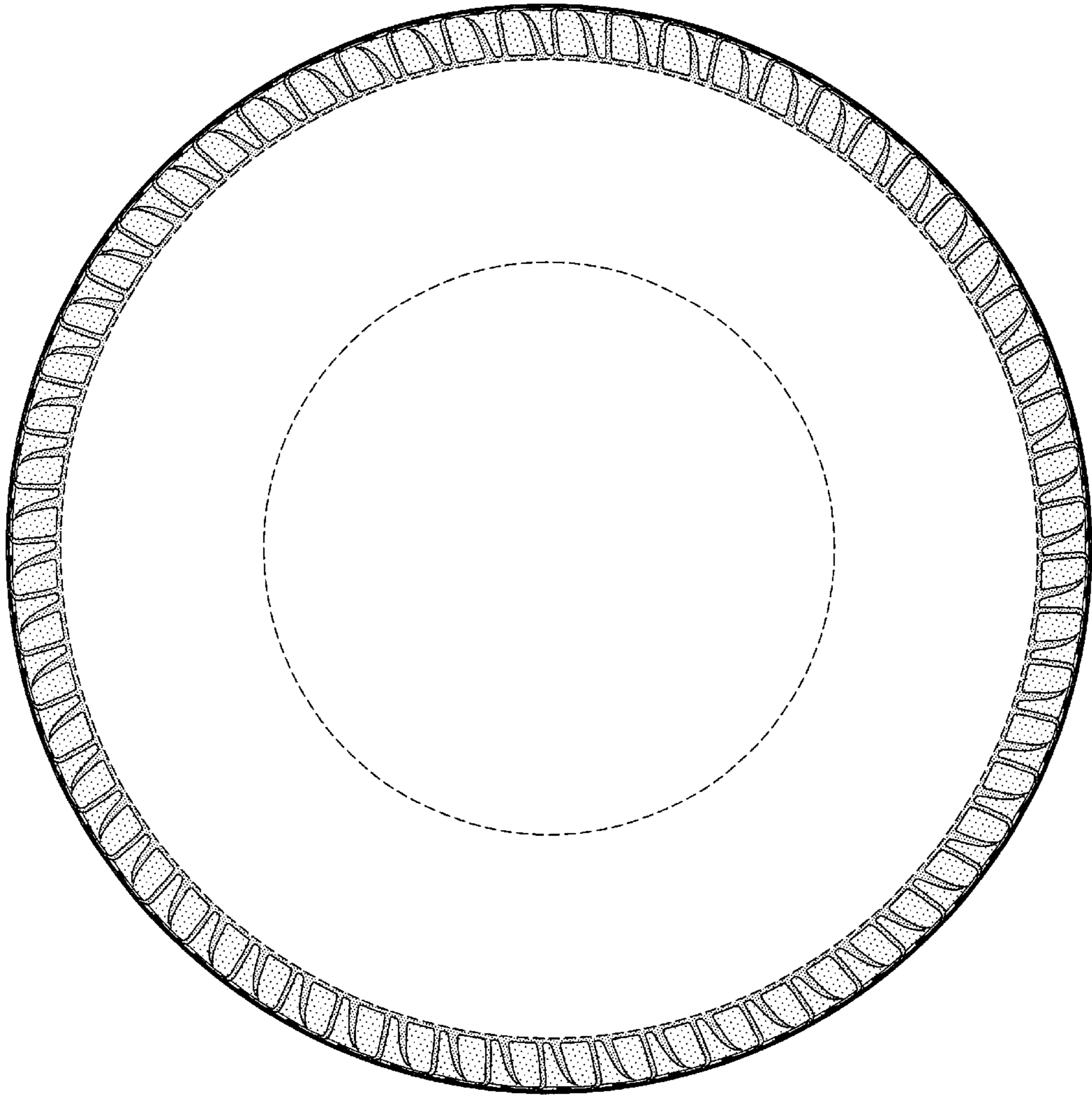


FIG-3




FIG-4