



US00D488418S

(12) **United States Design Patent**
Russo

(10) **Patent No.:** **US D488,418 S**

(45) **Date of Patent:** **** Apr. 13, 2004**

(54) **LICENSE PLATE FRAME**

(76) **Inventor:** **John Russo**, 10 Oakdale Ave.,
Farmingvill, NY (US) 11738

(**) **Term:** **14 Years**

(21) **Appl. No.:** **29/191,206**

(22) **Filed:** **Oct. 2, 2003**

(51) **LOC (7) Cl.** **12-16**

(52) **U.S. Cl.** **D12/193**

(58) **Field of Search** D12/193; D6/300-303,
D6/310-314; 40/200-203, 207-216

(56) **References Cited**

U.S. PATENT DOCUMENTS

D233,326 S	*	10/1974	Barber	D12/193
D332,247 S	*	1/1993	Wilson	D12/193
D370,450 S	*	6/1996	Doan	D12/193
D382,241 S	*	8/1997	Moureaux	D12/193
D413,848 S	*	9/1999	Doerr	D12/193
D437,815 S	*	2/2001	Lyon	D12/193
D464,299 S	*	10/2002	Ohm et al.	D12/193
D470,810 S	*	2/2003	Ohm	D12/193

* cited by examiner

Primary Examiner—Stacia Cadmus

(74) *Attorney, Agent, or Firm*—Anthony R. Barkume, P.C.

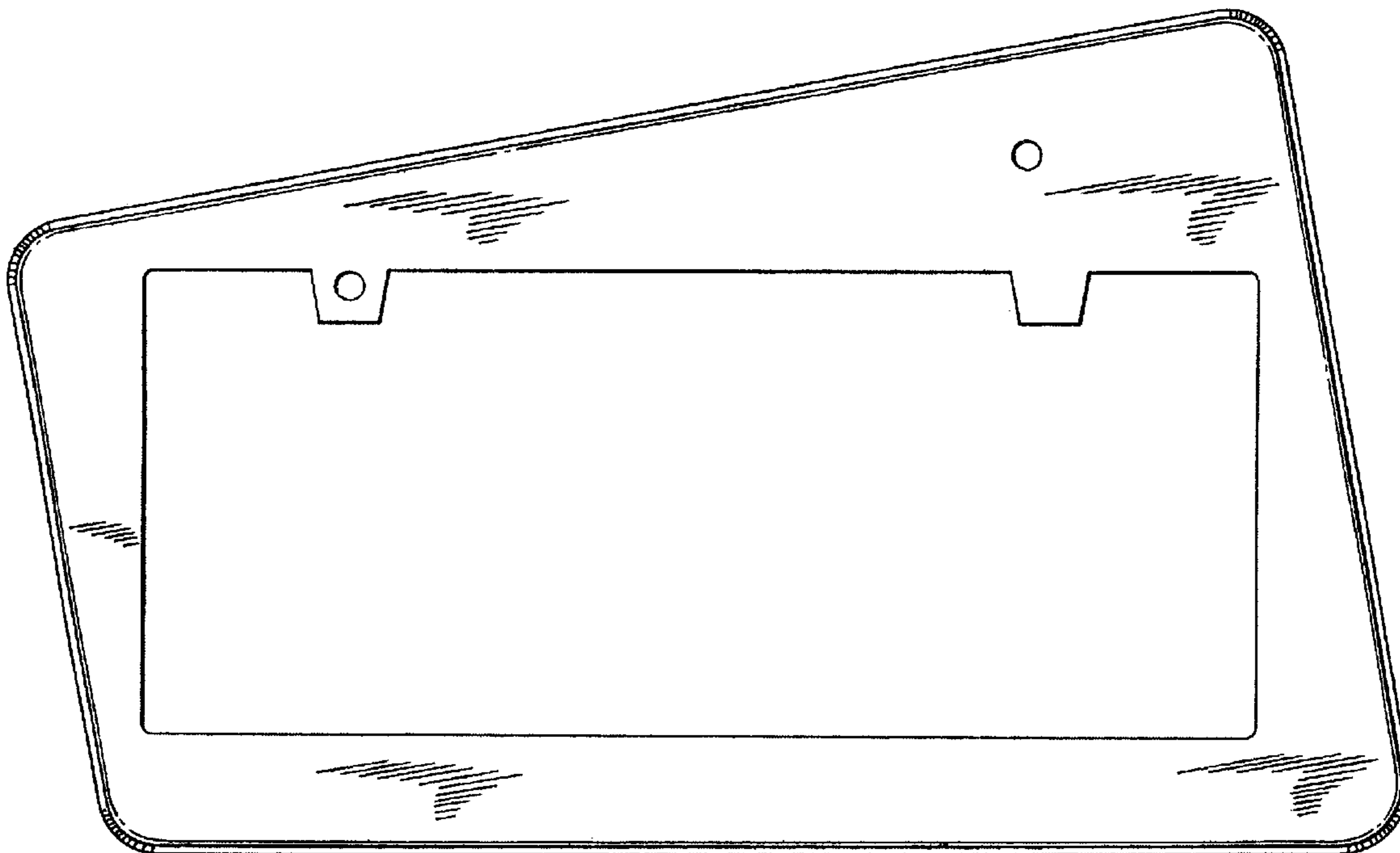
(57) **CLAIM**

The ornamental design for a license plate frame, as shown and described.

DESCRIPTION

FIG. 1 is a front view of the license plate frame of the present invention;
 FIG. 2 is a top view of the license plate frame of the present invention;
 FIG. 3 is a right side view of the license plate frame of the present invention;
 FIG. 4 is a left side view of the license plate frame of the present invention;
 FIG. 5 is a bottom view of the license plate frame of the present invention;
 FIG. 6 is a rear view of the license plate frame of the present invention; and,
 FIG. 7 is a cross-sectional view taken along the line 7—7 of FIG. 6.

1 Claim, 3 Drawing Sheets



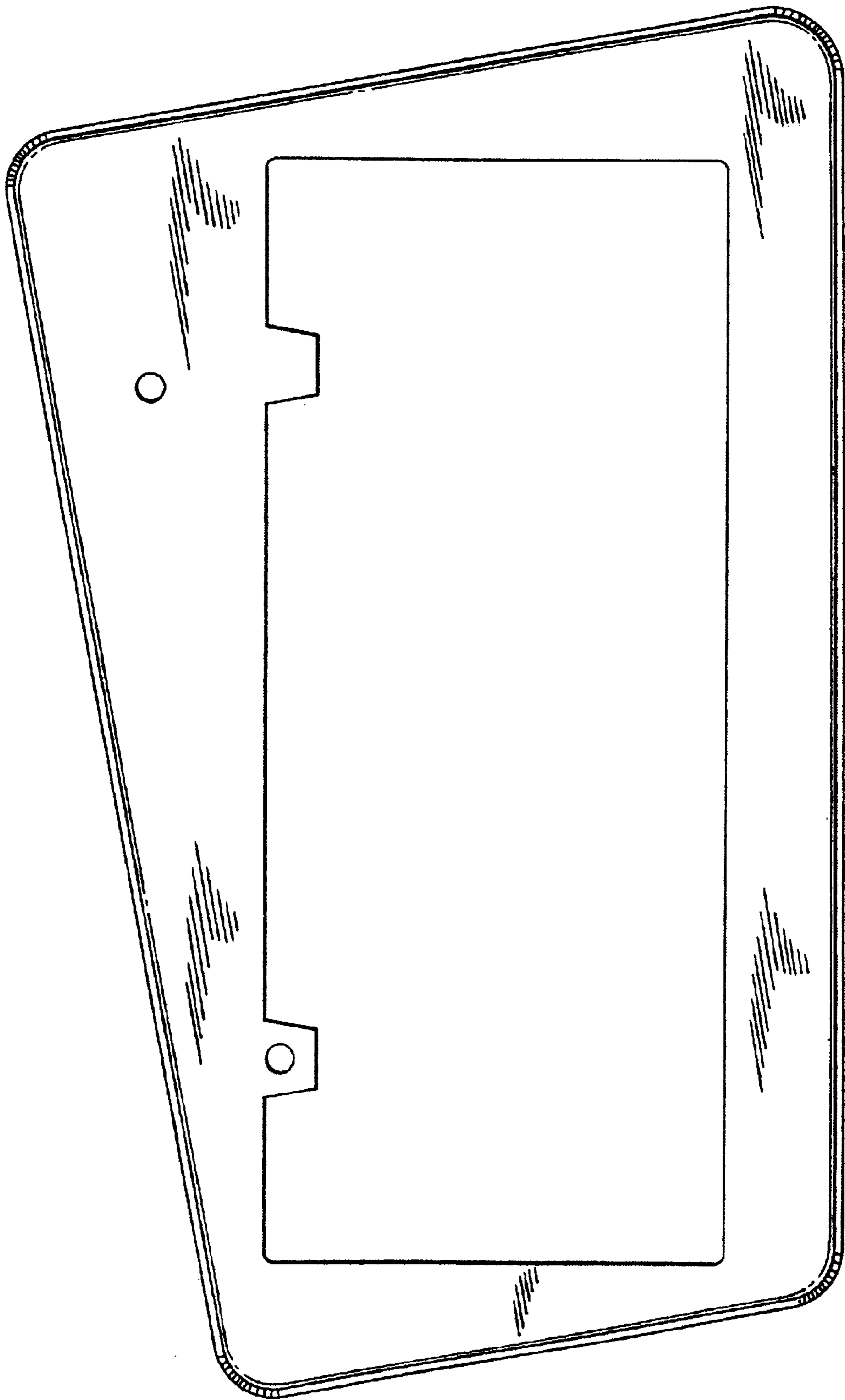
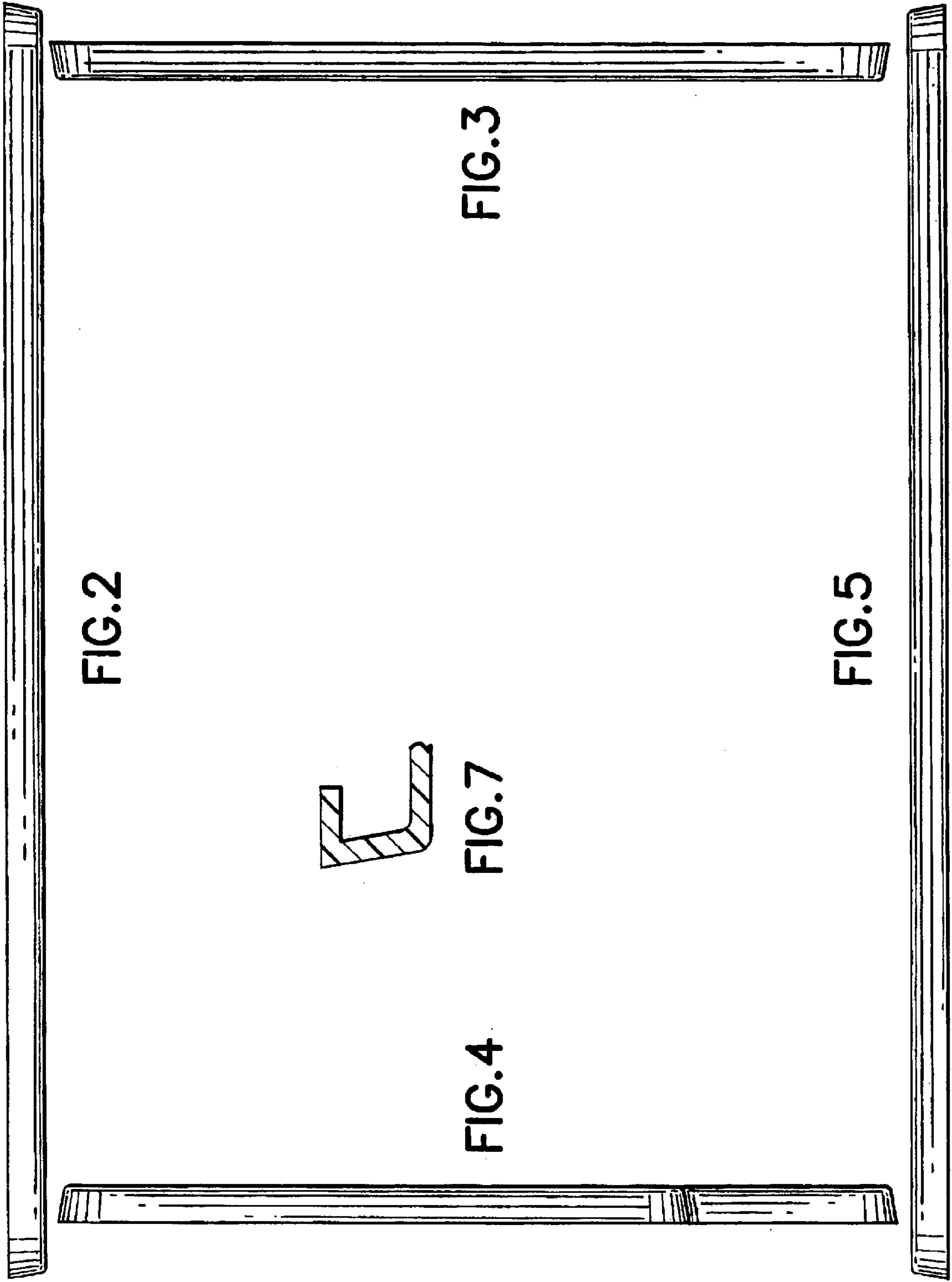


FIG. 1



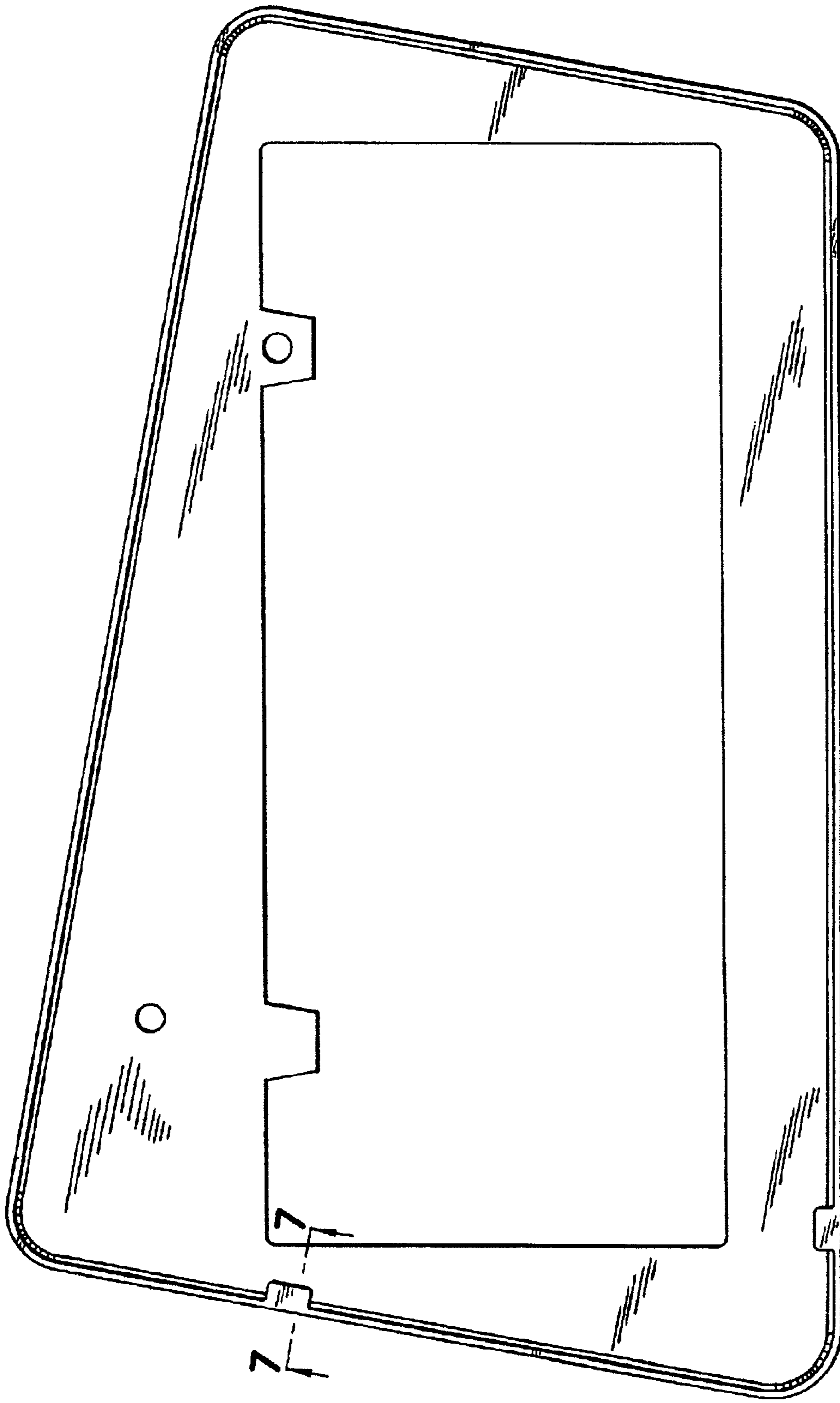


FIG.6