



US00D488386S

(12) **United States Design Patent**
Hall et al.

(10) **Patent No.:** **US D488,386 S**

(45) **Date of Patent:** **** Apr. 13, 2004**

(54) **SMOOTH BOTTLE WITH GROOVE**

(75) Inventors: **Michael J. Hall**, South San Francisco, CA (US); **James E. Rader**, Pleasanton, CA (US); **Karen S. Hefter**, San Ramon, CA (US); **Douglas Minkler**, Livermore, CA (US); **Robert W. Flagler**, Pleasanton, CA (US); **David J. Sayler**, Portland, OR (US); **Eric Y. Park**, Portland, OR (US)

(73) Assignee: **The Clorox Company**, Oakland, CA (US)

(**) Term: **14 Years**

(21) Appl. No.: **29/186,190**

(22) Filed: **Jul. 10, 2003**

(51) **LOC (7) Cl.** **09-01**

(52) **U.S. Cl.** **D9/550; D9/555; D9/574**

(58) **Field of Search** **D9/500, 502-505, D9/516, 530, 540-546, 549, 550, 555, 563, 574-575; D32/45; 401/138-140; 215/382-384, 396, 398, 400**

(56) **References Cited**

U.S. PATENT DOCUMENTS

1,651,485 A	*	12/1927	Thesen	222/572
D92,532 S		6/1934	Graham		
D95,904 S		6/1935	Fuerst		
D102,368 S		12/1936	Higgins		
D152,616 S	*	2/1949	Hartley	D32/45
D178,876 S		10/1956	Glaberson		
2,783,919 A		3/1957	Ansell		
D190,626 S		6/1961	Musjchuk		
3,094,152 A		6/1963	Kenny et al.		
D200,364 S		2/1965	Brody		
D201,216 S	*	5/1965	Lorenzen	D9/550
D201,791 S		8/1965	Hershberger et al.		
D206,913 S	*	2/1967	Hills	D9/542
4,065,536 A		12/1977	Lucas		
D257,504 S		11/1980	Weckman		
D261,085 S	*	10/1981	Ventura	D7/509
D274,221 S	*	6/1984	Biesecker	D9/503

D283,453 S	*	4/1986	Hurrell	D9/550 X
D304,549 S	*	11/1989	Desgrippes	D9/529
D337,272 S	*	7/1993	Joo	D9/529
D354,683 S		1/1995	Rupert		
D358,334 S	*	5/1995	Manderfield, Jr.	D9/531
D394,607 S		5/1998	Monaghan et al.		
5,888,006 A		3/1999	Ping et al.		
D409,921 S	*	5/1999	Jones et al.	D9/558
D421,384 S	*	3/2000	Herrmann	D9/516 X
D444,392 S	*	7/2001	Dalmau	D9/549
D462,150 S		8/2002	Rader et al.		
6,540,424 B1		4/2003	Hall et al.		
D480,308 S	*	10/2003	Grisdale et al.	D9/549 X
D480,651 S	*	10/2003	Hall et al.	D9/550

* cited by examiner

Primary Examiner—Philip S. Hyder

Assistant Examiner—Carol Rademaker

(74) *Attorney, Agent, or Firm*—Ray K. Shahani, Esq.; Joel J. Hayashida, Esq.; Mike Mazza, Esq.

(57) **CLAIM**

We claim the ornamental design for a smooth bottle with groove, as shown and described.

DESCRIPTION

FIG. 1 is a perspective rear, lower, left side view of the cleaning fluid reservoir showing our new design (unclaimed coupling/closure being shown in broken lines);

FIG. 2 is a perspective front, top, left side view thereof (unclaimed coupling/closure being shown in broken lines);

FIG. 3 is a perspective rear, top, right side view thereof (unclaimed coupling/closure being shown in broken lines);

FIG. 4 is a front view thereof (unclaimed coupling/closure being shown in broken lines);

FIG. 5 is a rear view thereof (unclaimed coupling/closure being shown in broken lines);

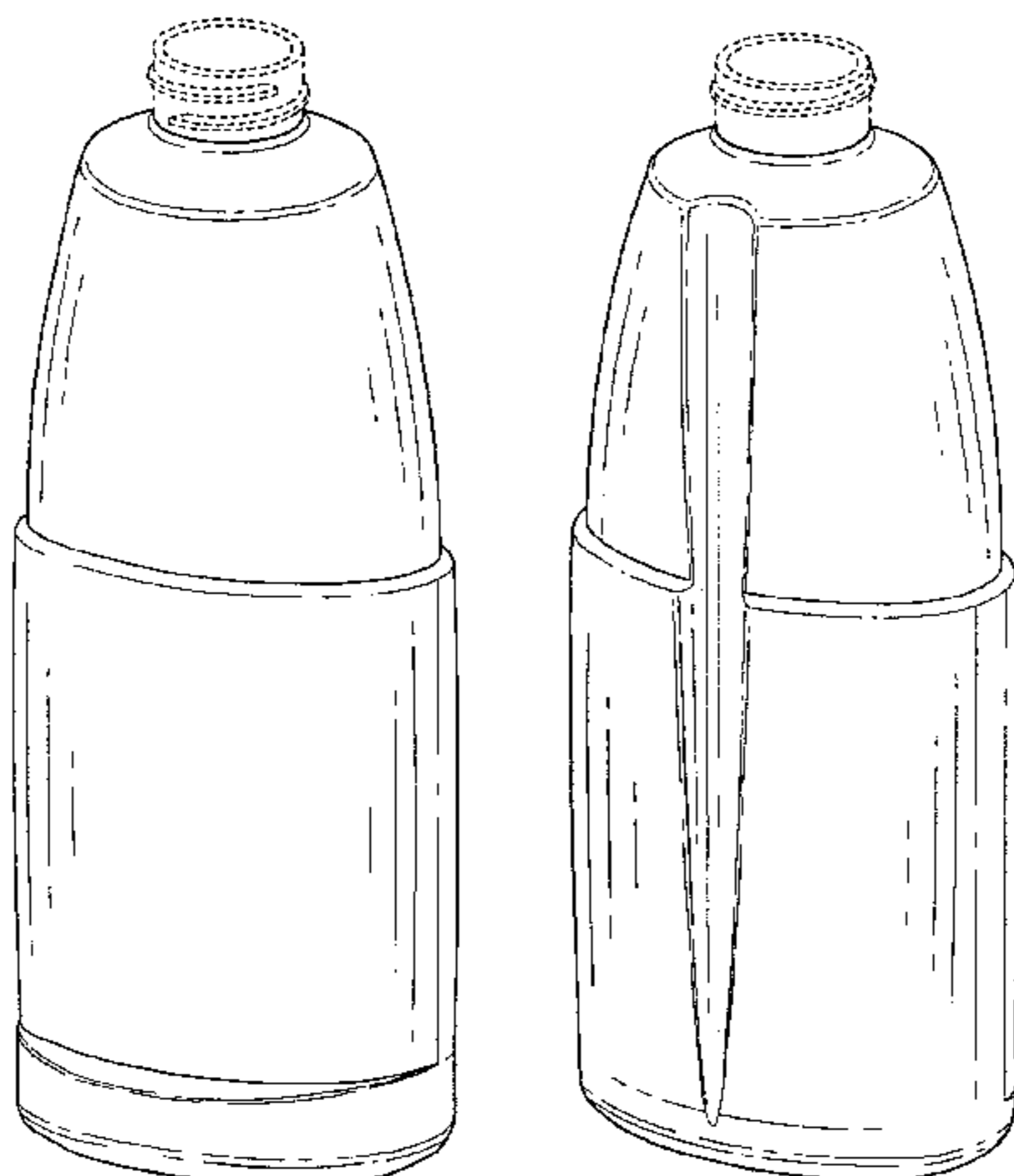
FIG. 6 is a left side view thereof (unclaimed coupling/closure being shown in broken lines);

FIG. 7 is a right side view thereof (unclaimed coupling/closure being shown in broken lines); and,

FIG. 8 is a lower view thereof.

The broken lines showing the unclaimed coupling/closure environmental structure are for illustrative purposes only and form no part of the claimed design.

1 Claim, 5 Drawing Sheets



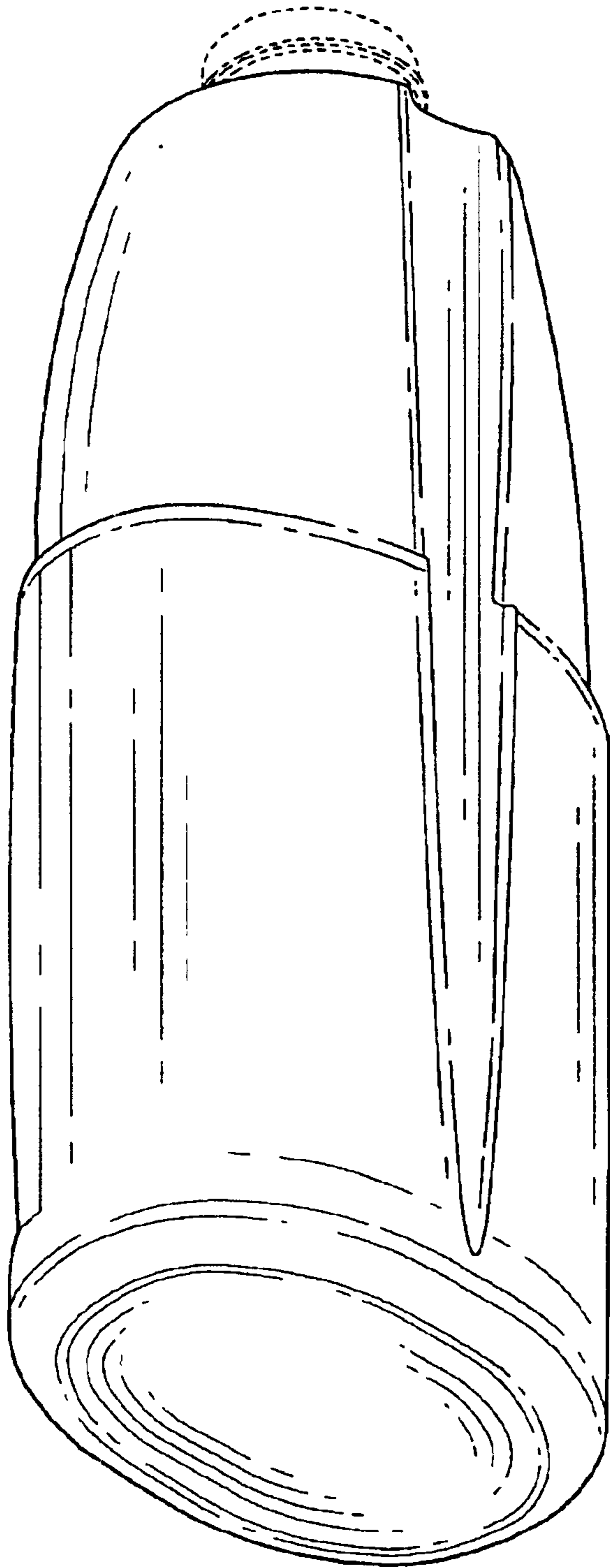


FIG. 1

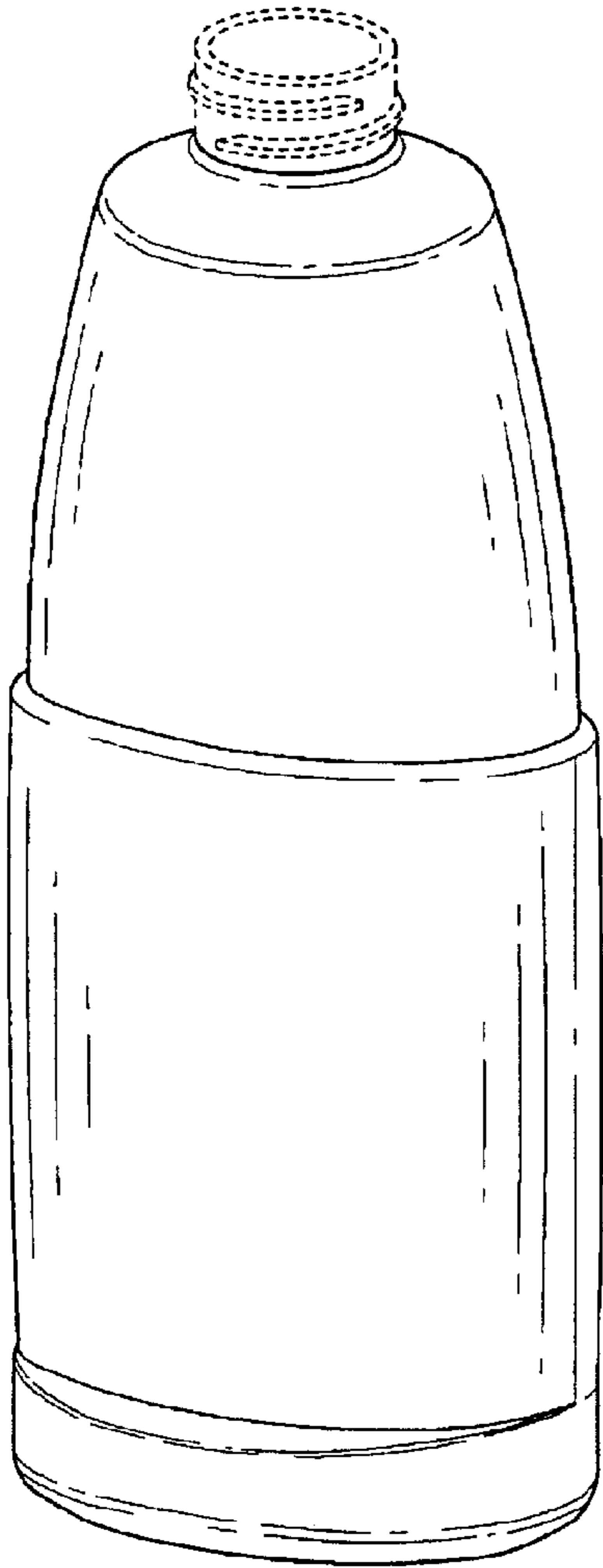


FIG. 2

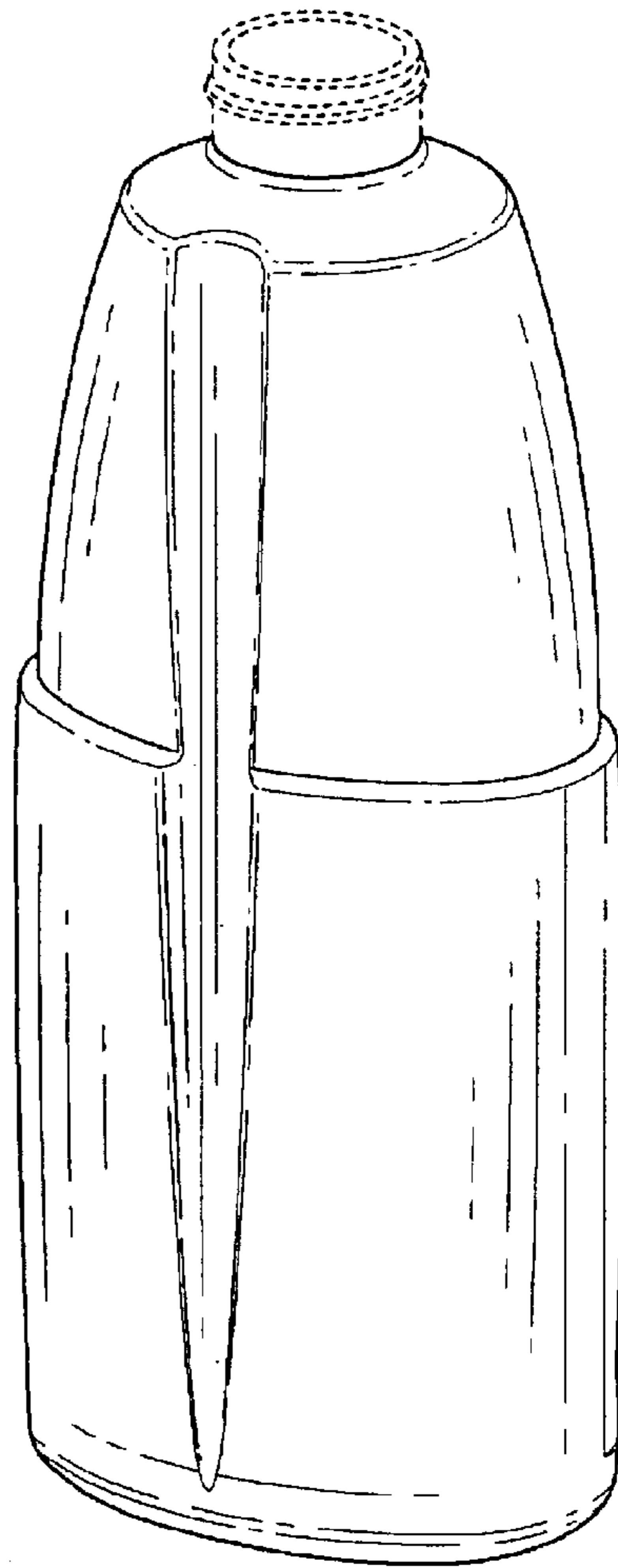


FIG. 3

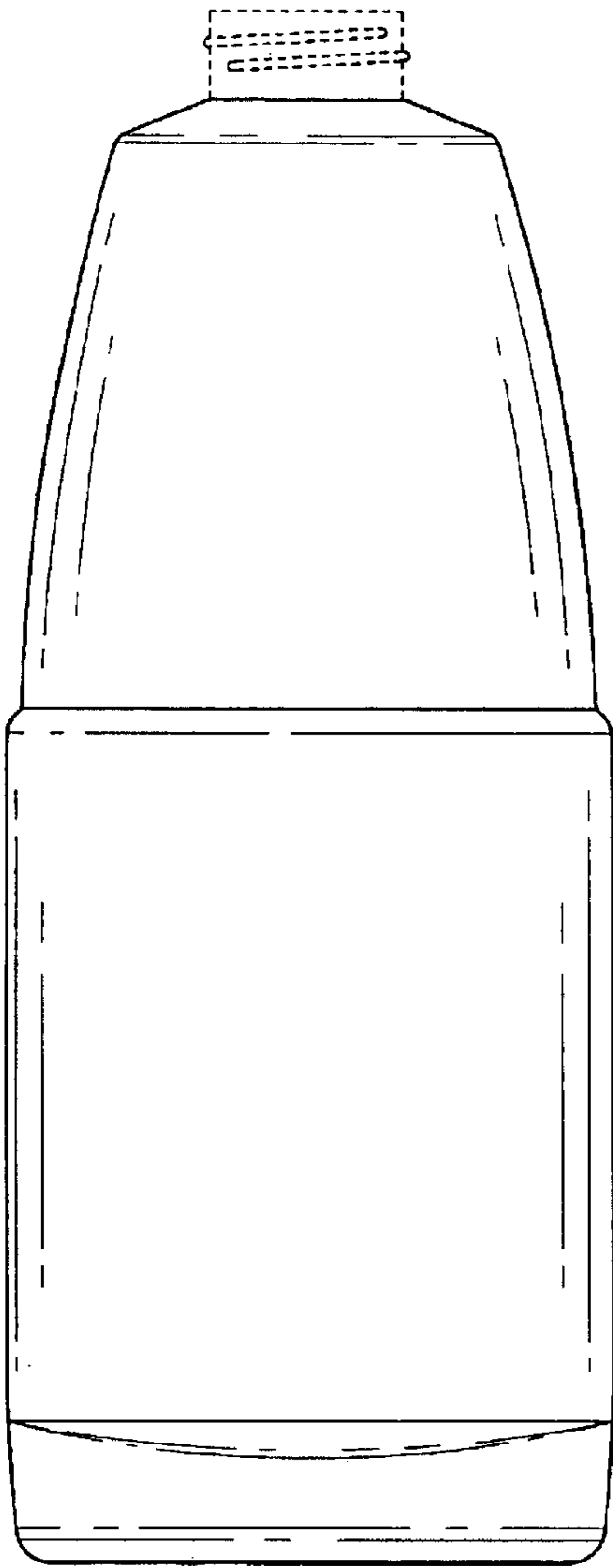


FIG. 4

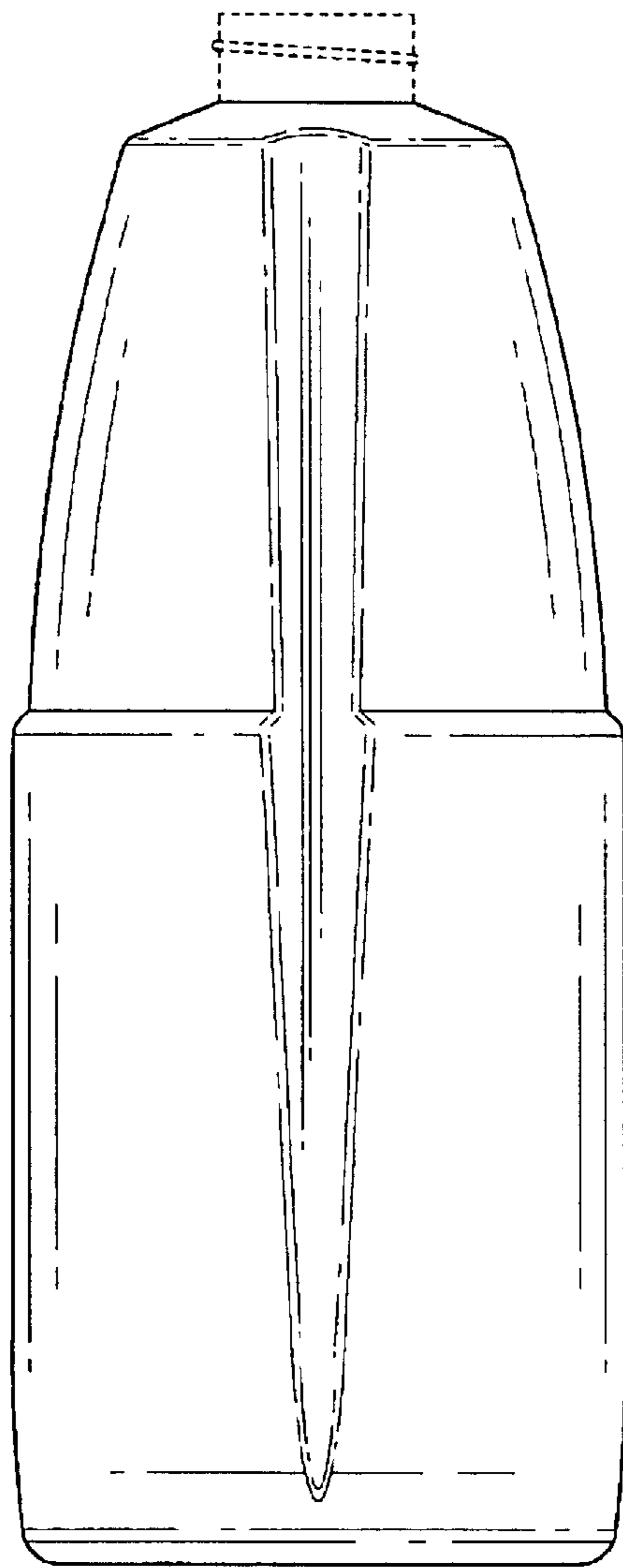


FIG. 5

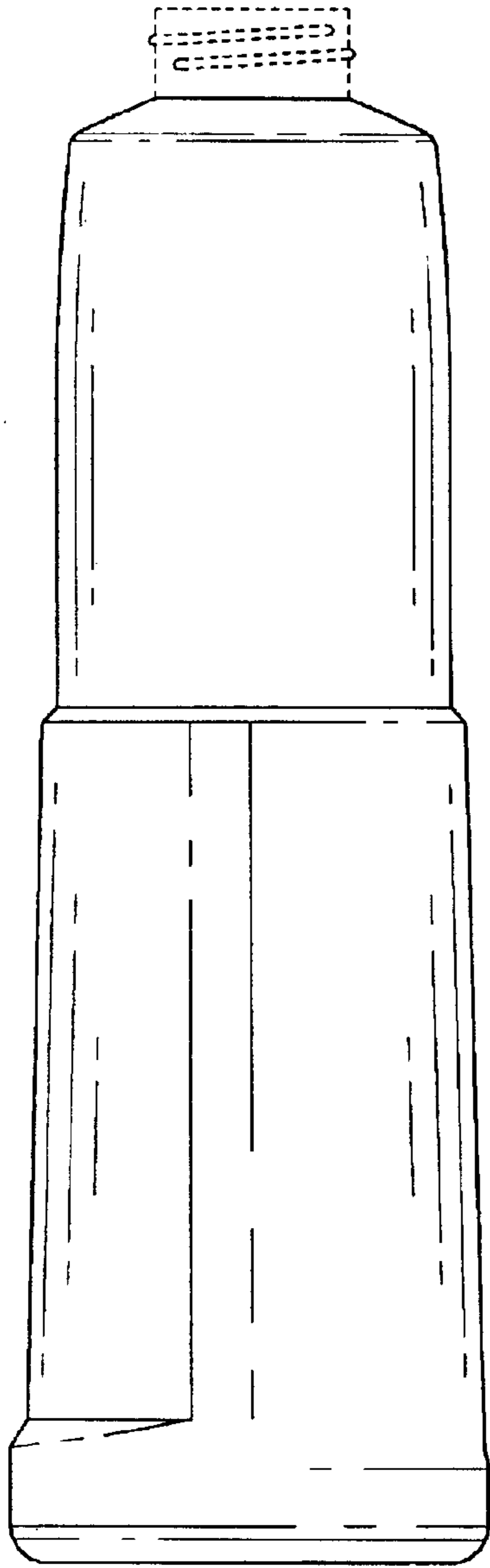


FIG. 6

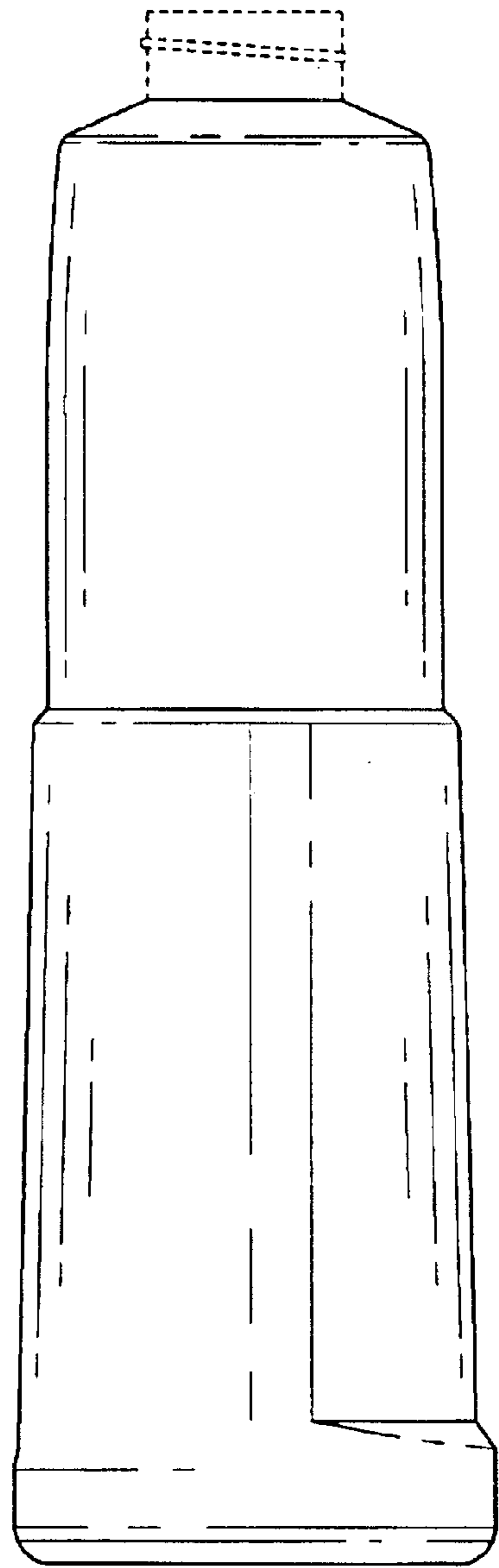


FIG. 7

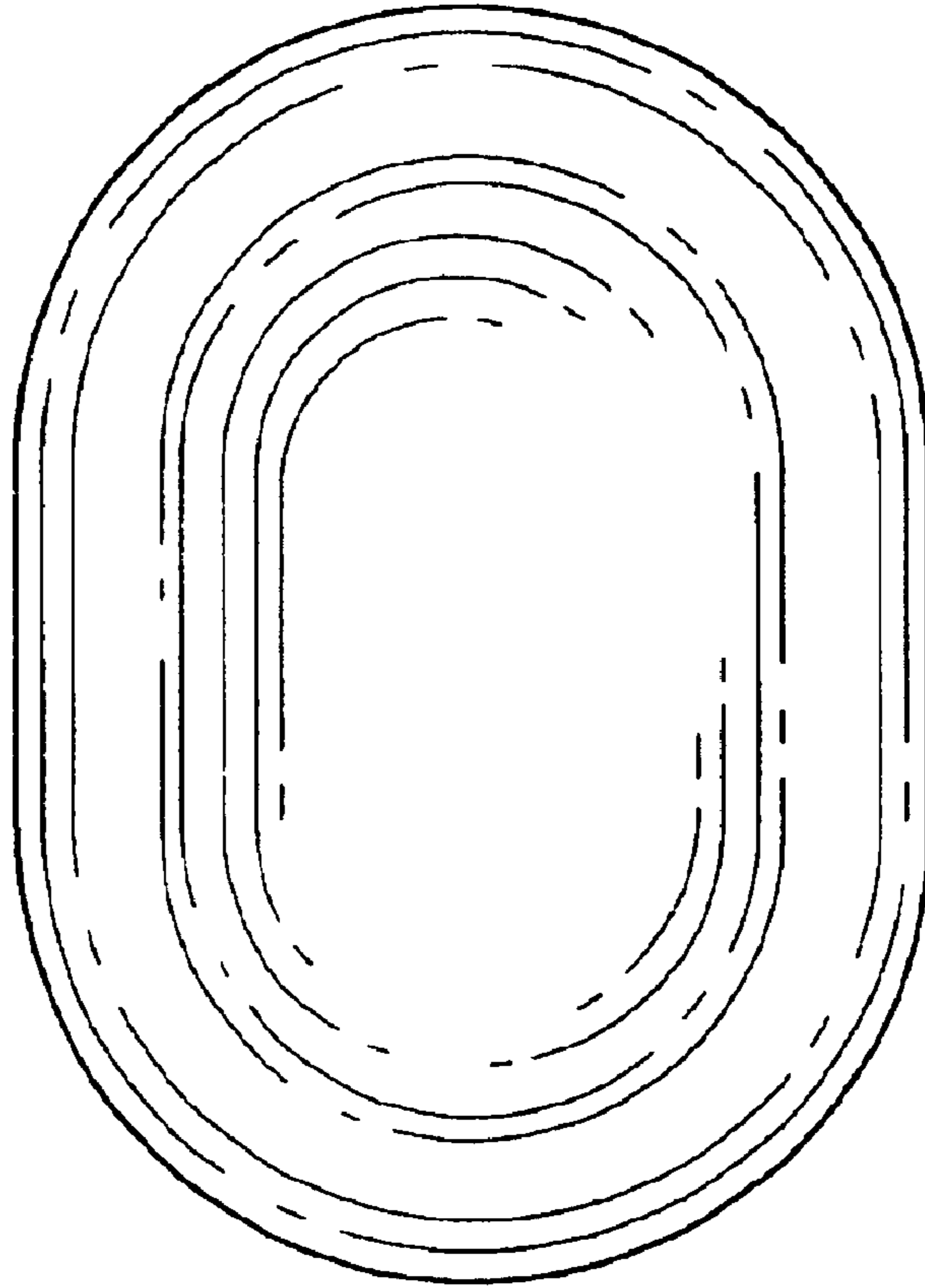


FIG. 8