



US00D488375S

(12) **United States Design Patent**
Risgalla

(10) **Patent No.:** **US D488,375 S**

(45) **Date of Patent:** **** Apr. 13, 2004**

(54) **PACKAGINGS**

(75) Inventor: **Eric Risgalla**, Geneva (CH)

(73) Assignee: **Pakerman S.A.**, Geneva (CH)

(**) Term: **14 Years**

(21) Appl. No.: **29/189,819**

(22) Filed: **Sep. 11, 2003**

(30) **Foreign Application Priority Data**

Mar. 11, 2003 (CH) 129556
May 21, 2003 (CH) 129692

(51) **LOC (7) Cl.** **09-05**

(52) **U.S. Cl.** **D9/305**

(58) **Field of Search** D9/305, 306, 345;
222/92, 96, 105, 107, 527, 215; 383/200,
201, 205, 107, 114, 104, 51, 59, 907; D24/115-117;
206/215, 216, 229, 469, 484, 499

(56) **References Cited**

U.S. PATENT DOCUMENTS

1,438,487 A * 12/1922 Greene 222/215
D317,690 S * 6/1991 Thomsen D6/542
5,111,932 A * 5/1992 Campbell 206/216

D350,690 S * 9/1994 Herro D9/306
D354,906 S * 1/1995 Lane, Jr. et al. D9/305
D386,398 S * 11/1997 Davis D9/305
D418,747 S * 1/2000 Sagel D9/305
D442,078 S * 5/2001 Fuquen D9/305

* cited by examiner

Primary Examiner—Paula A. Mortimer

(74) *Attorney, Agent, or Firm*—Clifford W. Browning;
Woodard, Emhardt, Moriarty, McNett & Henry LLP

(57) **CLAIM**

The ornamental design for packagings, as shown and described.

DESCRIPTION

FIG. 1.1 is a front view of packagings, showing my new design.

FIG. 1.2 is a plan view of FIG. 1.1.

FIG. 1.3 is a left side view of FIG. 1.1.

FIG. 2.1 is a front view of packagings, showing an alternative embodiment of my new design.


FIG. 2.2 is a left or right side view of FIG. 2.1.

FIG. 2.3 is a plan view of FIG. 2.1.

FIG. 2.4 is an underneath plan view of FIG. 2.1; and,

FIG. 2.5 is a perspective view of FIG. 2.1.

1 Claim, 2 Drawing Sheets



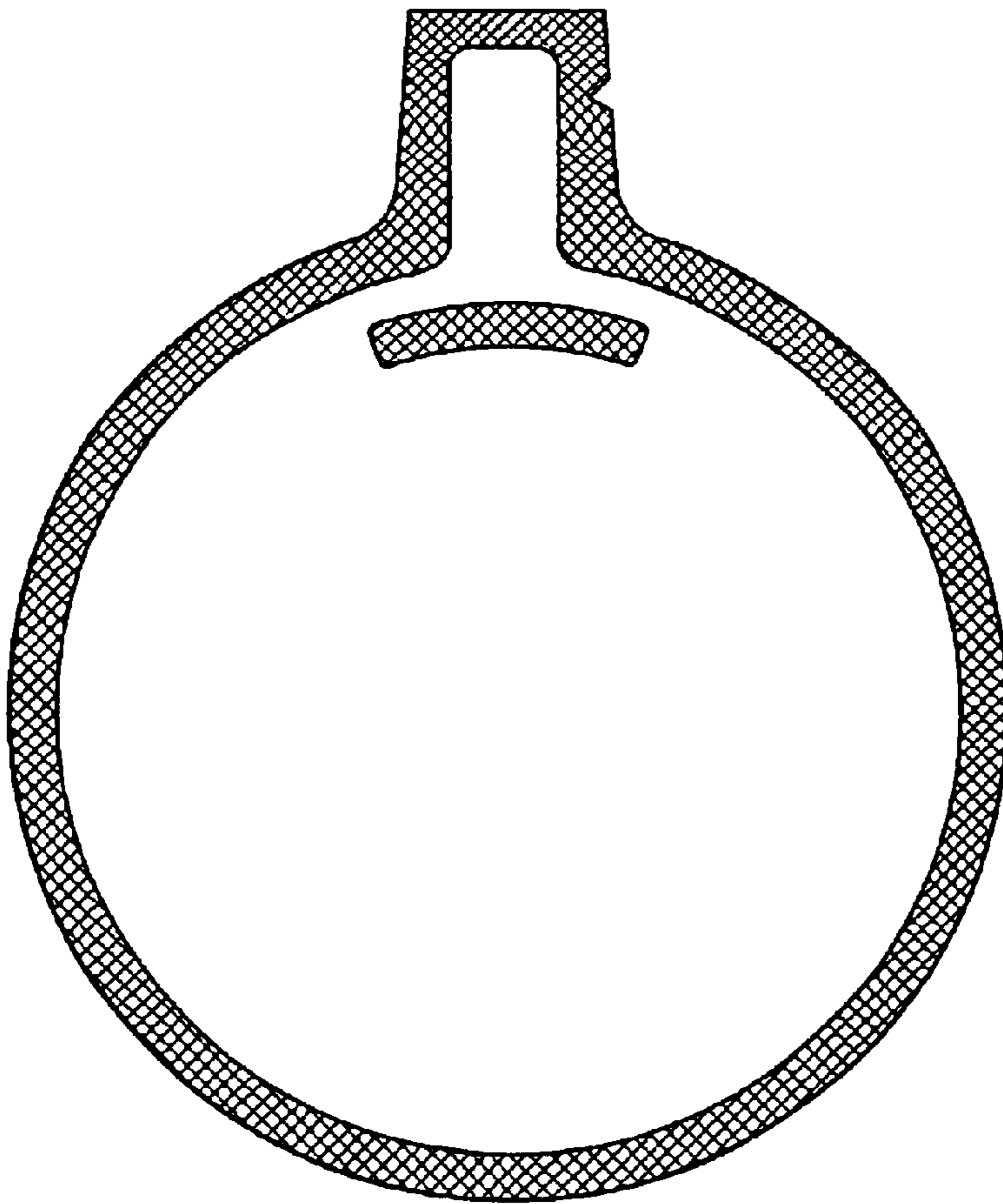


Fig. 1.1

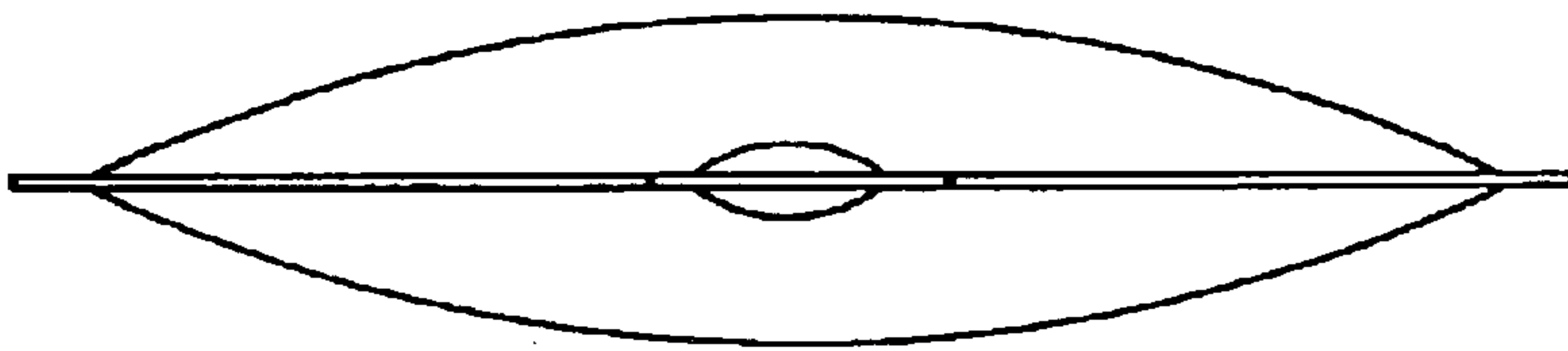


Fig. 1.2

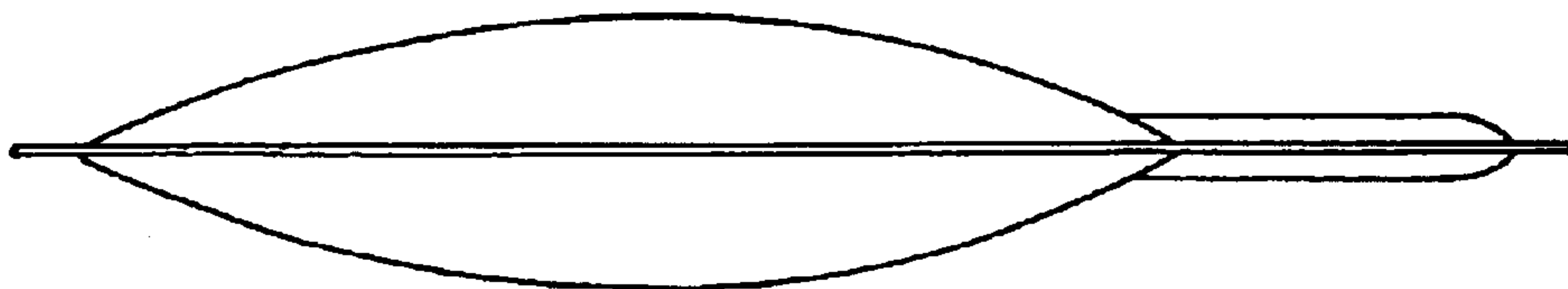


Fig. 1.3

Fig. 2.1

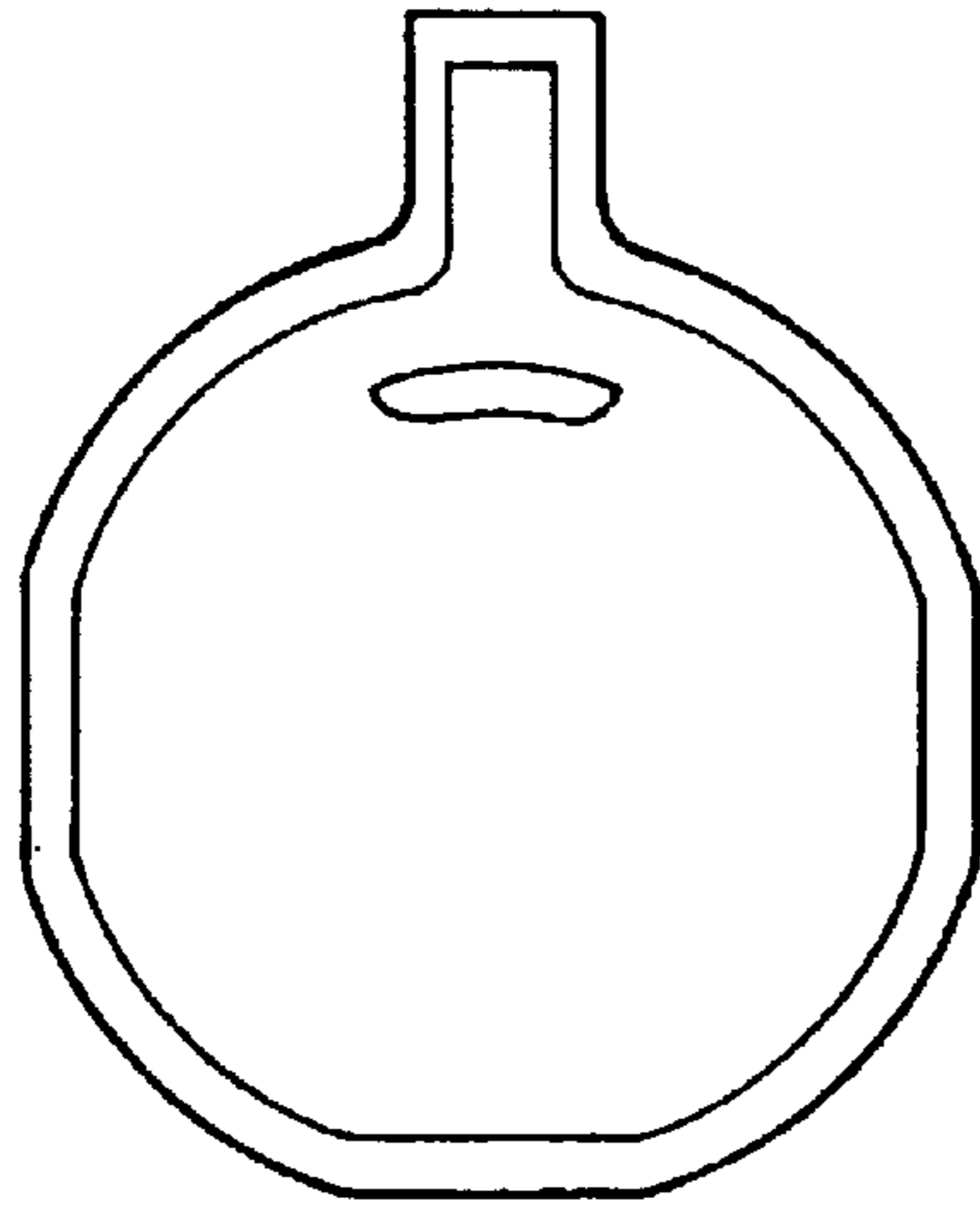


Fig. 2.2

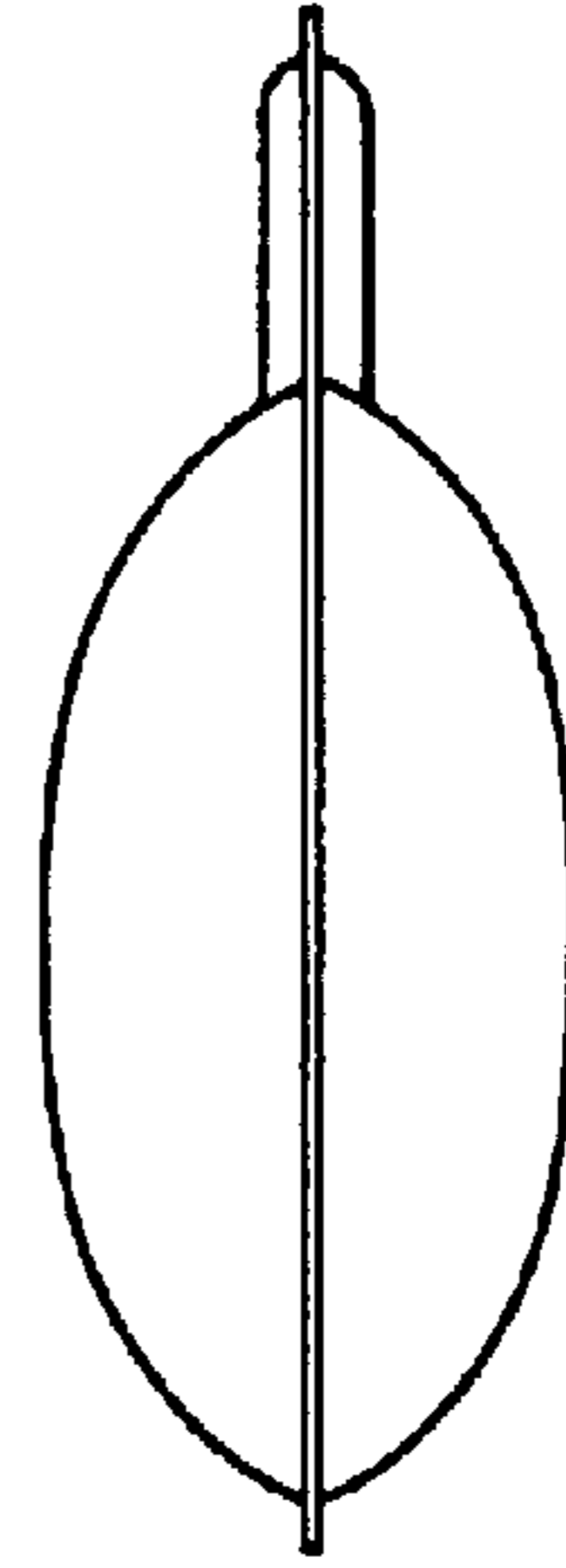


Fig. 2.3

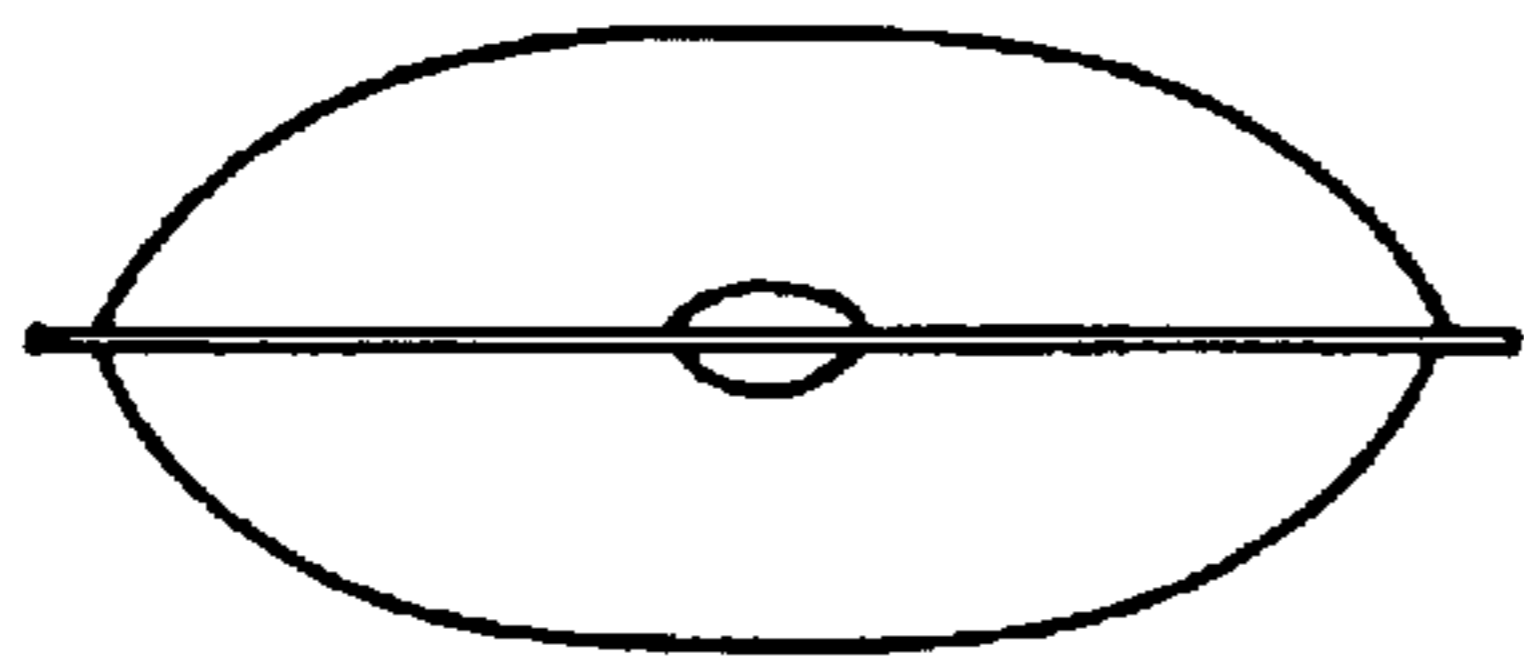


Fig. 2.4


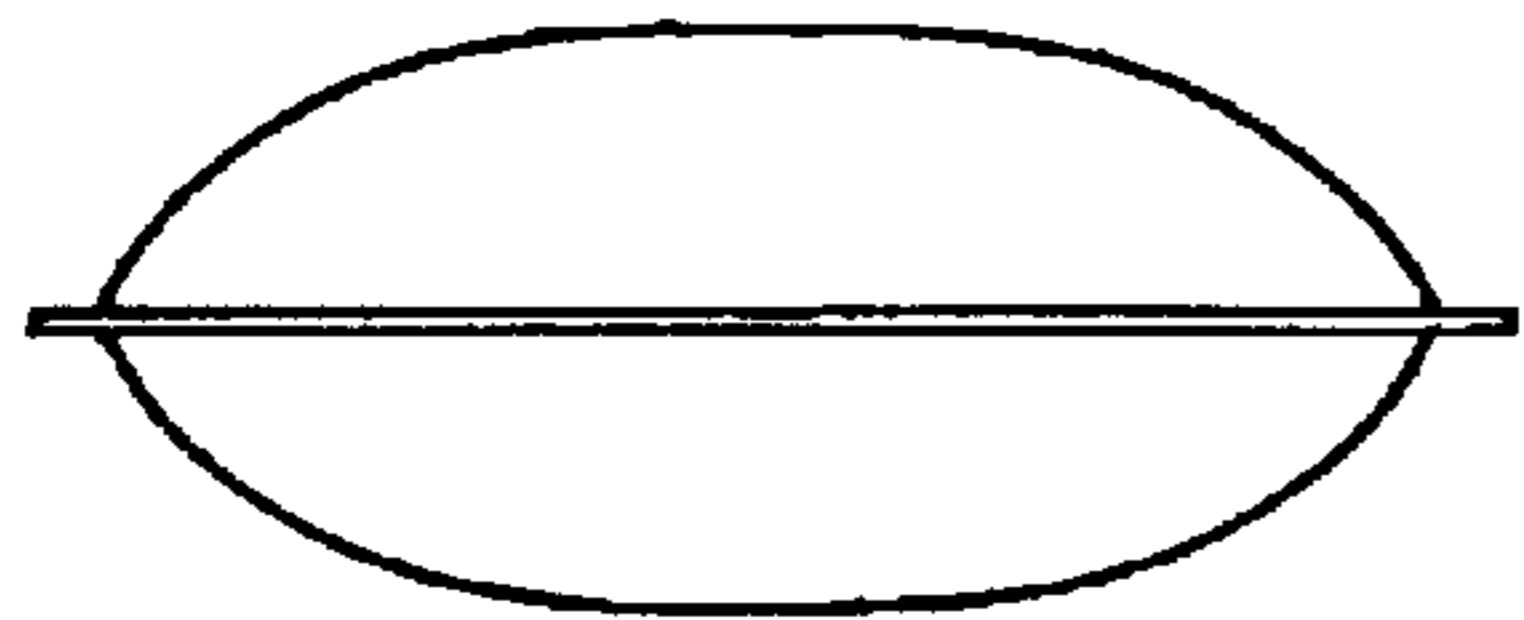


Fig. 2.5