



US00D488363S

(12) **United States Design Patent** (10) **Patent No.:** **US D488,363 S**
McGovern et al. (45) **Date of Patent:** **** Apr. 13, 2004**

(54) **OPEN-END WRENCH HEAD**

(75) Inventors: **Bryan M. McGovern**, Kenosha, WI (US); **Glenn Kaufman**, Kenosha, WI (US)

(73) Assignee: **Snap-on Tools Company**, Kenosha, WI (US)

(**) Term: **14 Years**

(21) Appl. No.: **29/083,483**

(22) Filed: **Feb. 11, 1998**

(51) **LOC (7) Cl.** **08-05**

(52) **U.S. Cl.** **D8/28**

(58) **Field of Search** D8/17, 21-29; 81/58, 58.2, 119, 124.2, 124.4, 125.1, 186

(56) **References Cited**

U.S. PATENT DOCUMENTS

1,410,432	A	*	3/1922	Wallin	81/125.1	X
D111,094	S	*	8/1938	Vallone	D8/28	
3,242,775	A		3/1966	Hinkle			
3,881,377	A		5/1975	Evans et al.			
5,148,726	A		9/1992	Huebschen et al.			
D363,010	S	*	10/1995	Parsons	D8/28	
D388,296	S	*	12/1997	Wei	D8/28	

FOREIGN PATENT DOCUMENTS

DE 508761 7/1939

OTHER PUBLICATIONS

Bonney Hand Tools Catalog No. 850-1, cover, pp. 2, 9, 12 and 14.

MATCO Tool and Equipment Catalog, 1992-1993, front cover, pp. 106, 107 and back cover.

MAC TOOLS Tools for the World Class Technician™ CATALOG, front cover, two pages and back cover.

Cover and pp. 2, 9, 10, 12,14 and 15 from *Bonney Hand Tools* Catalog, No. 850-1 of The Triangle Tool Group, Inc., 1986.

Photocopy of wrench bearing Bonney trademark and part No. 23726.

* cited by examiner

Primary Examiner—Nanda Bondade
(74) *Attorney, Agent, or Firm*—Seyfarth Shaw

(57) **CLAIM**

The ornamental design for the open-end wrench head, as shown and described.

DESCRIPTION

FIG. 1 is a perspective view of the open-end wrench head showing our new design;

FIG. 2 is a front elevational view thereof;

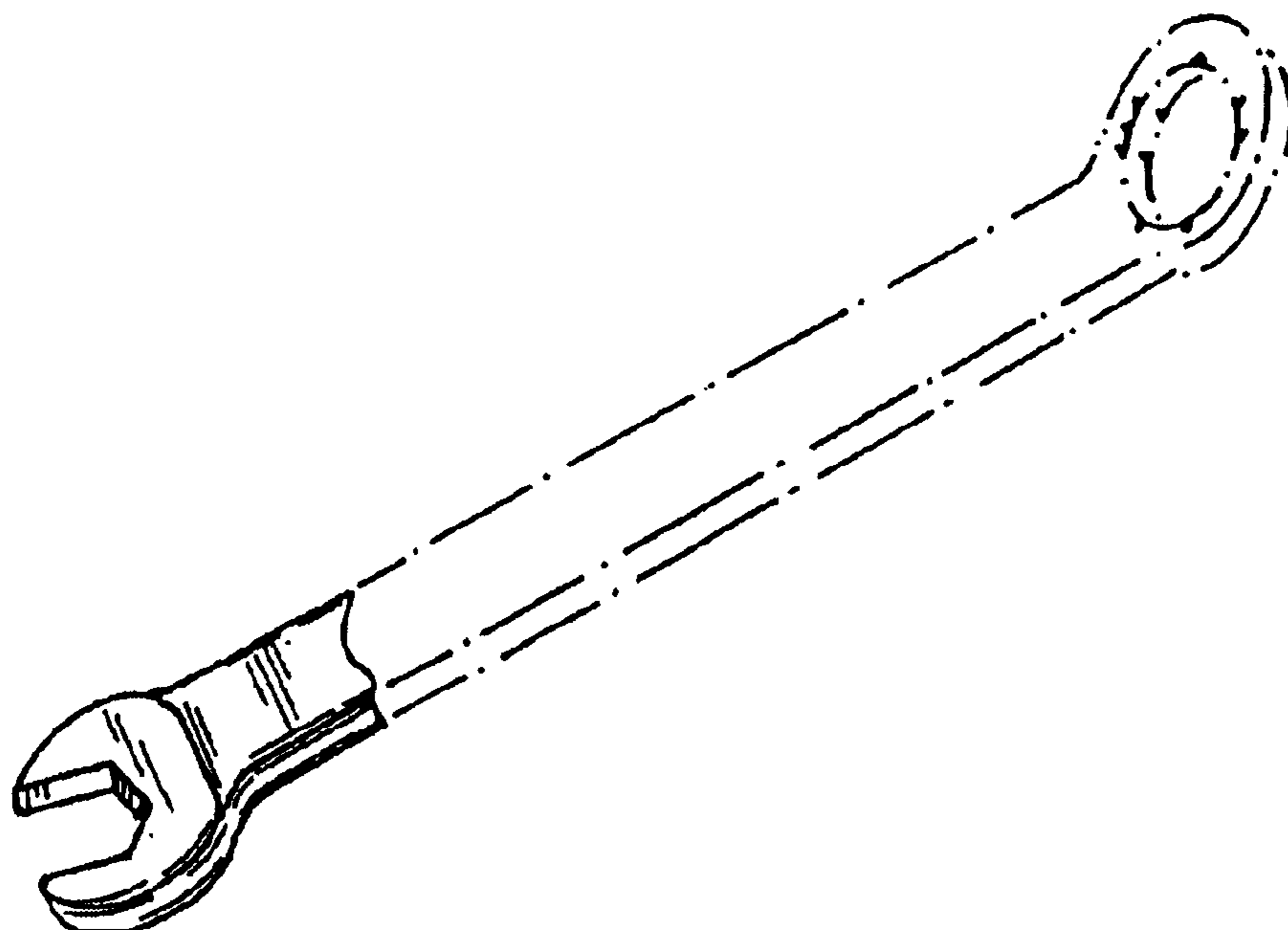
FIG. 3 is a top plan view thereof, the bottom plan view being a mirror image;

FIG. 4. is a side elevational view of one side thereof; and,

FIG. 5 is a side elevational view of the other side thereof.

The broken line showing on FIGS. 1-5 is for illustrative purposes only and forms no part of the claimed design.

1 Claim, 1 Drawing Sheet



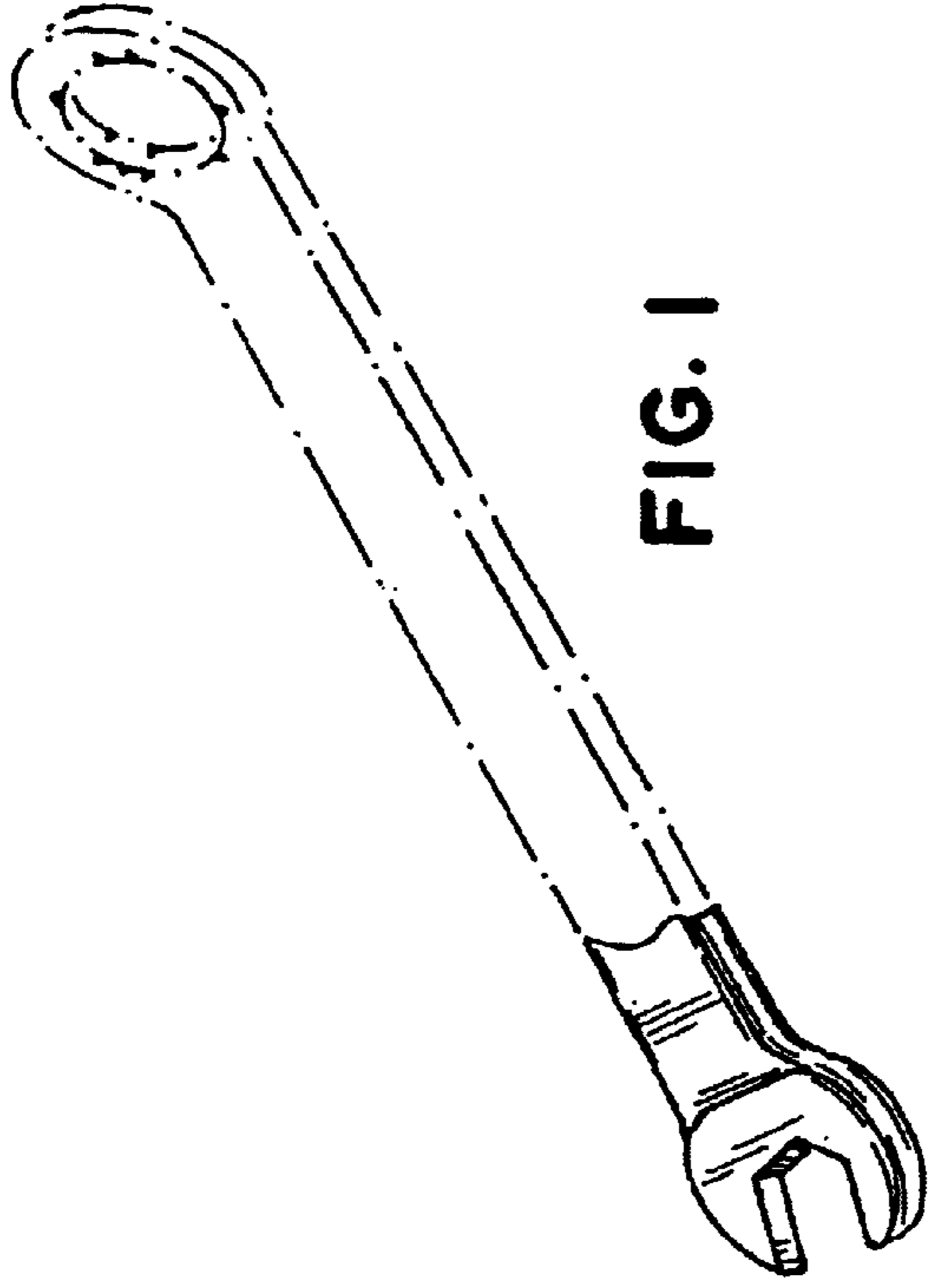


FIG. 1

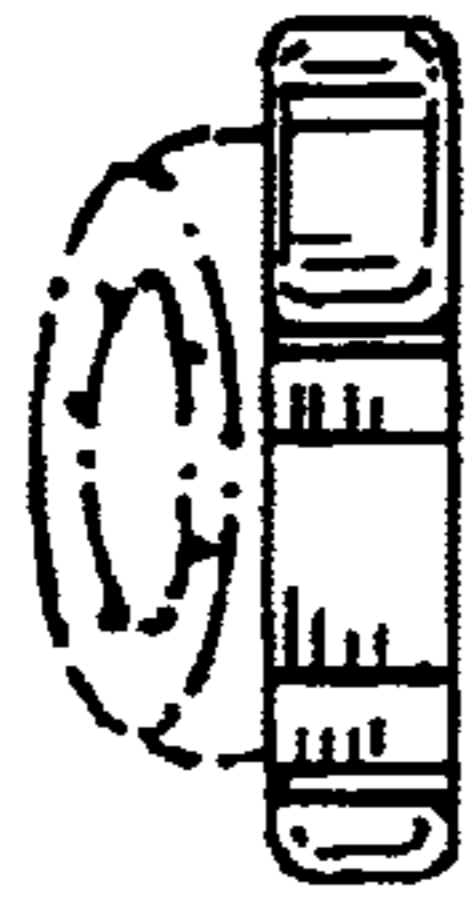


FIG. 2

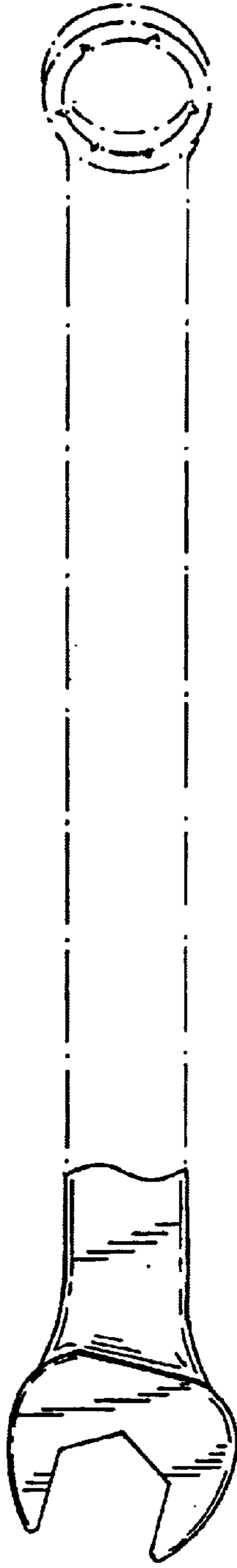


FIG. 3



FIG. 4




FIG. 5