



US00D488351S

(12) **United States Design Patent**
Peddada

(10) **Patent No.:** **US D488,351 S**

(45) **Date of Patent:** **** Apr. 13, 2004**

(54) **BOWL**

(76) **Inventor:** **Raju Peddada**, 508 E. Lincoln Ave.,
Des Plaines, IL (US) 60018

(**) **Term:** **14 Years**

(21) **Appl. No.:** **29/187,001**

(22) **Filed:** **Jul. 24, 2003**

(51) **LOC (7) Cl.** **07-01**

(52) **U.S. Cl.** **D7/558; D7/566**

(58) **Field of Search** D7/507, 509, 522,
D7/524, 523, 527, 528, 537, 549, 543,
558, 559, 560, 565, 566, 568, 587, 584;
359/408; 220/575, 23.83, 630; 118/219

(56) **References Cited**

U.S. PATENT DOCUMENTS

D119,745 S	*	4/1940	Fuerst	D7/559
4,419,103 A	*	12/1983	Balkan	118/219 X
D279,445 S	*	7/1985	Jagger	D7/558
4,770,519 A	*	9/1988	Jacques	359/408
D415,932 S	*	11/1999	Cornelissen	D7/587
D416,760 S	*	11/1999	Horvat	D7/558

D419,382 S * 1/2000 Horvat D7/558

D433,600 S * 11/2000 Hollinger D7/565

D461,368 S * 8/2002 Durand D7/523

D470,723 S * 2/2003 Carels D7/587

D480,921 S * 10/2003 Roehrig D7/543

* cited by examiner

Primary Examiner—M. N. Pandozzi

(74) *Attorney, Agent, or Firm*—Marshall E. Rosenberg

(57) **CLAIM**

The ornamental design for a bowl, as shown and described.

DESCRIPTION

FIG. 1 is a front elevational view of the bowl of the present invention showing my new design.

FIG. 2 is an elevational view of one side of the bowl shown in FIG. 1.

FIG. 3 is an elevational view of the opposite side of the bowl shown in FIG. 1.

FIG. 4 is a rear elevational view of the bowl shown in FIG. 1.

FIG. 5 is a bottom view of the bowl shown in FIG. 1; and, FIG. 6 is a top view of the bowl shown in FIG. 1.

1 Claim, 3 Drawing Sheets

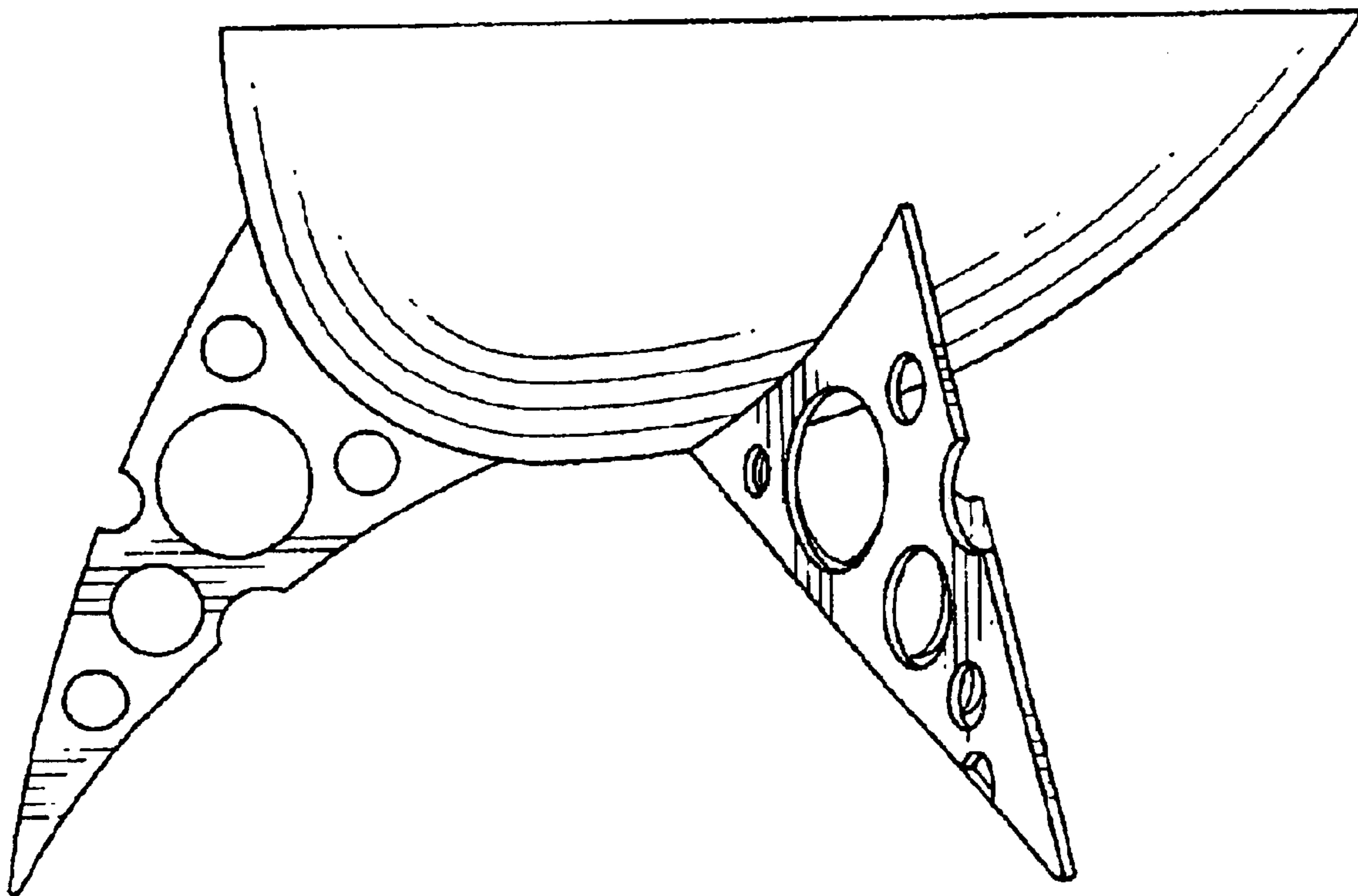


FIG. 1

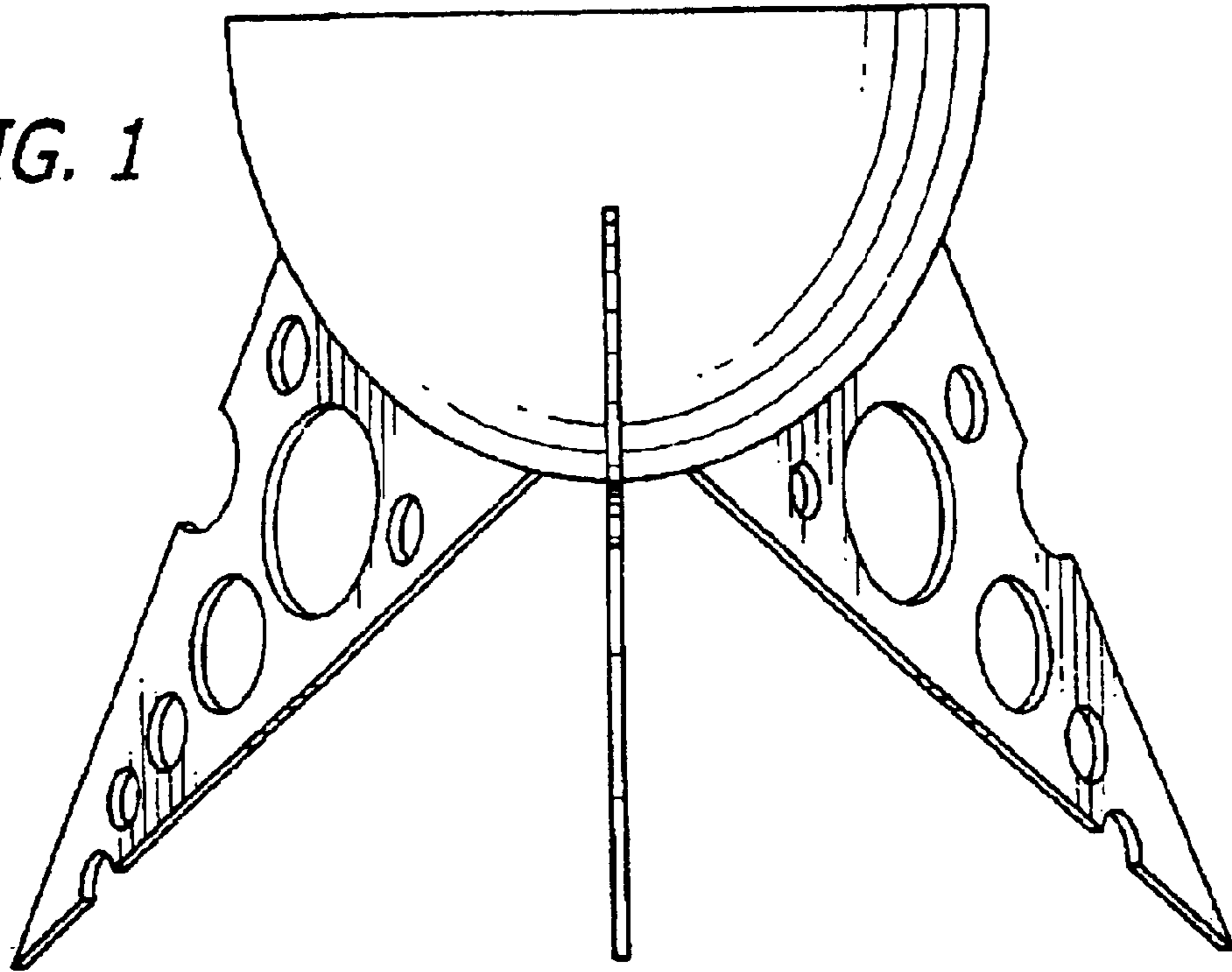


FIG. 2

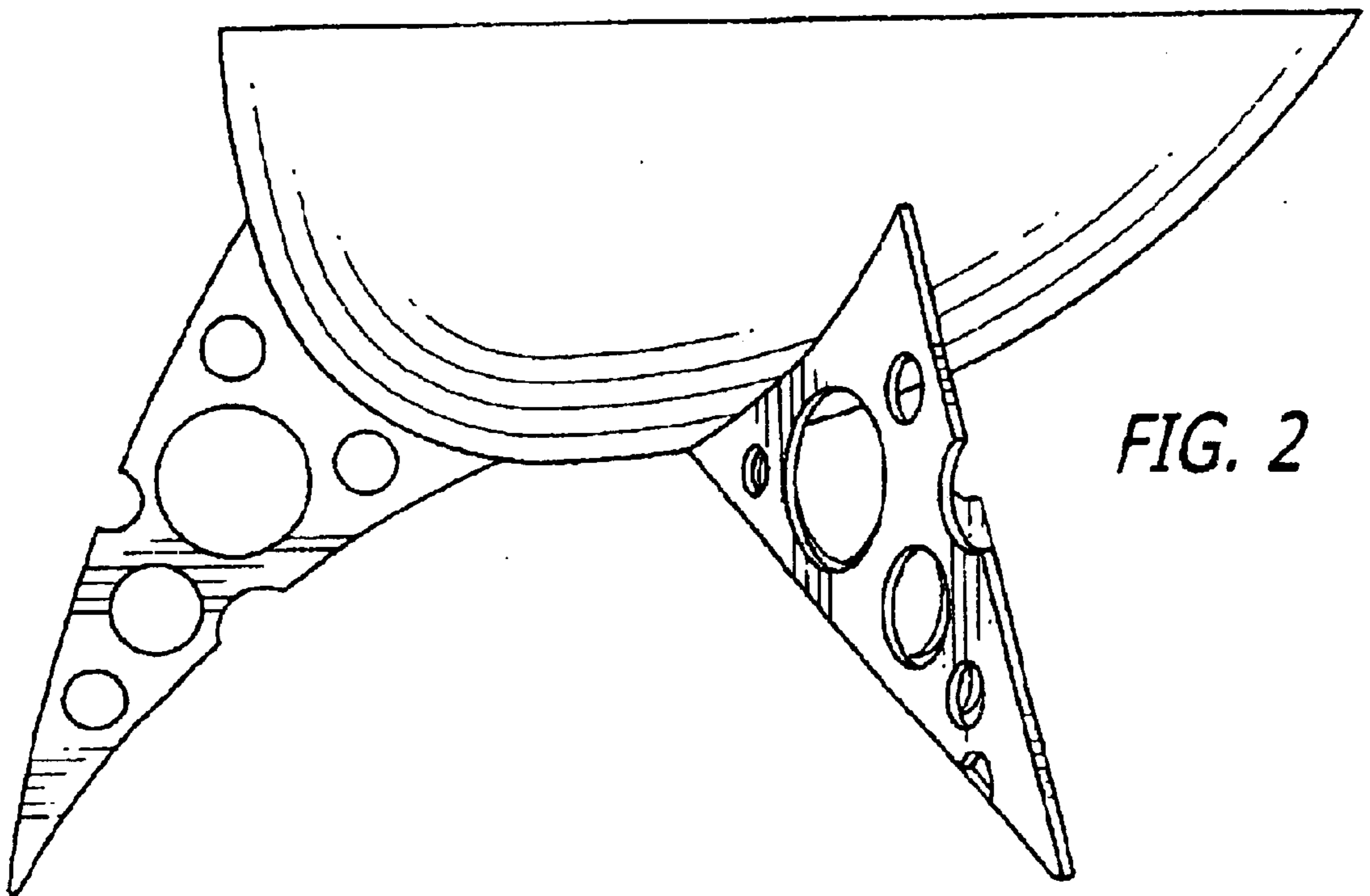


FIG. 3

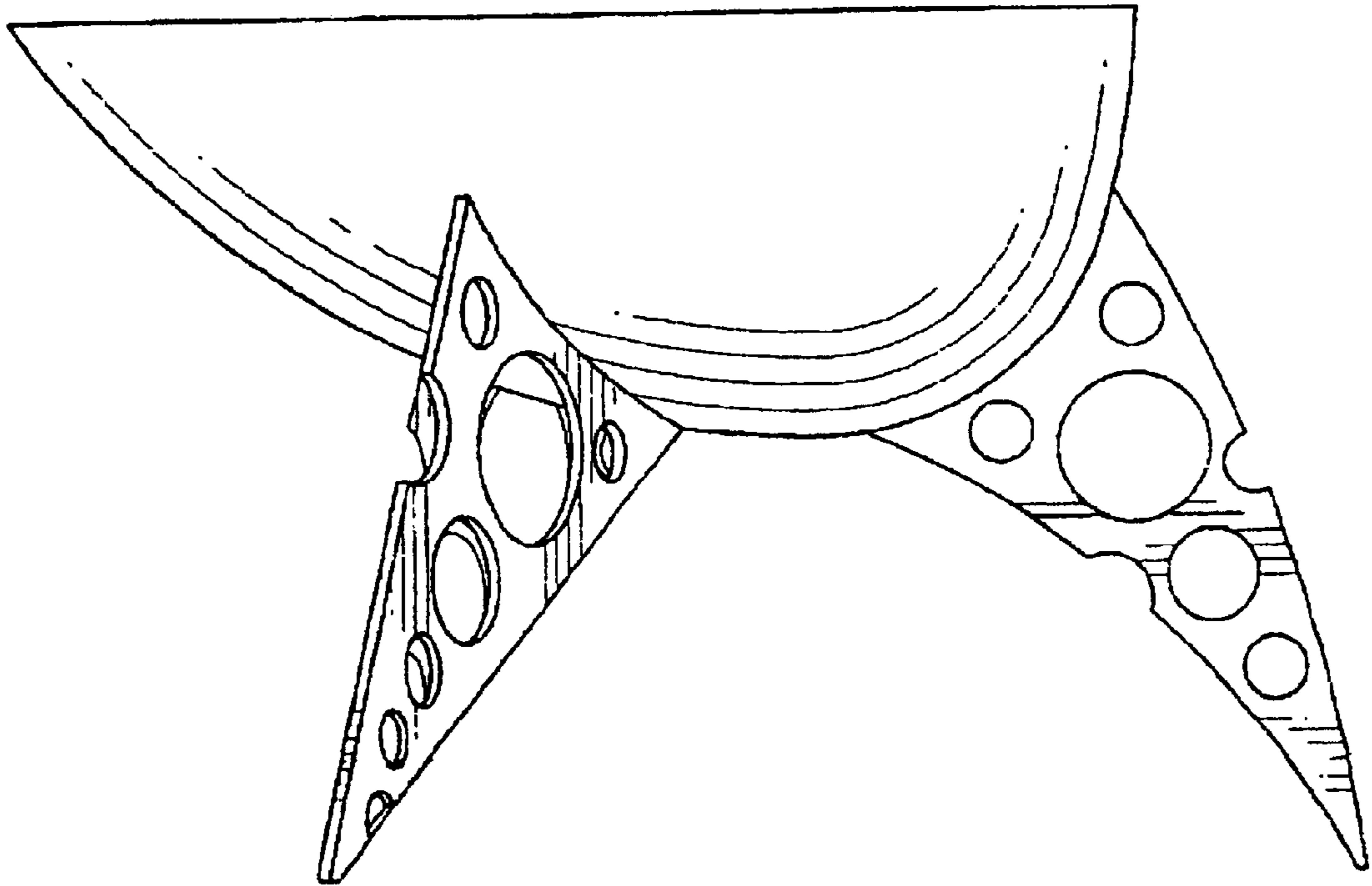


FIG. 4

