



US00D488349S

(12) **United States Design Patent**
Peddada

(10) **Patent No.:** **US D488,349 S**

(45) **Date of Patent:** **** Apr. 13, 2004**

(54) **BOWL**

(76) **Inventor:** **Raju Peddada**, 508 E. Lincoln Ave.,
Des Plaines, IL (US) 60018

(**) **Term:** **14 Years**

(21) **Appl. No.:** **29/186,998**

(22) **Filed:** **Jul. 24, 2003**

(51) **LOC (7) Cl.** **07-01**

(52) **U.S. Cl.** **D7/558; D7/562**

(58) **Field of Search** **D7/562, 507, 509,**
D7/522, 524, 523, 527, 528, 537, 549,
543, 558, 559, 560, 565, 566, 568, 589;
359/408; 220/575, 23.83, 630; 118/219

(56) **References Cited**

U.S. PATENT DOCUMENTS

D62,229 S * 4/1923 Magee D7/558
D71,215 S * 10/1926 Sanford D7/558
D198,927 S * 8/1964 Traner et al. D7/527

D231,762 S * 6/1974 Stott D7/527
D250,162 S * 11/1978 Eneroth D7/537
D302,633 S * 8/1989 Burns D7/515
D419,382 S * 1/2000 Horvat D7/558
D433,600 S * 11/2000 Hollinger D7/565
D454,758 S * 3/2002 Lack D7/524
D481,594 S * 11/2003 Roehrig D7/555

* cited by examiner

Primary Examiner—M. N. Pandozzi

(74) *Attorney, Agent, or Firm*—Marshall E. Rosenberg

(57) **CLAIM**

The ornamental design for a bowl, as shown and described.

DESCRIPTION

FIG. 1 is a front elevational view of one side of the bowl of the present invention showing my new design, all sides being identical.

FIG. 2 is a top view of the bowl shown in FIG. 1; and,

FIG. 3 is a bottom view of the bowl shown in FIG. 1.

1 Claim, 2 Drawing Sheets




FIG. 1




FIG. 2

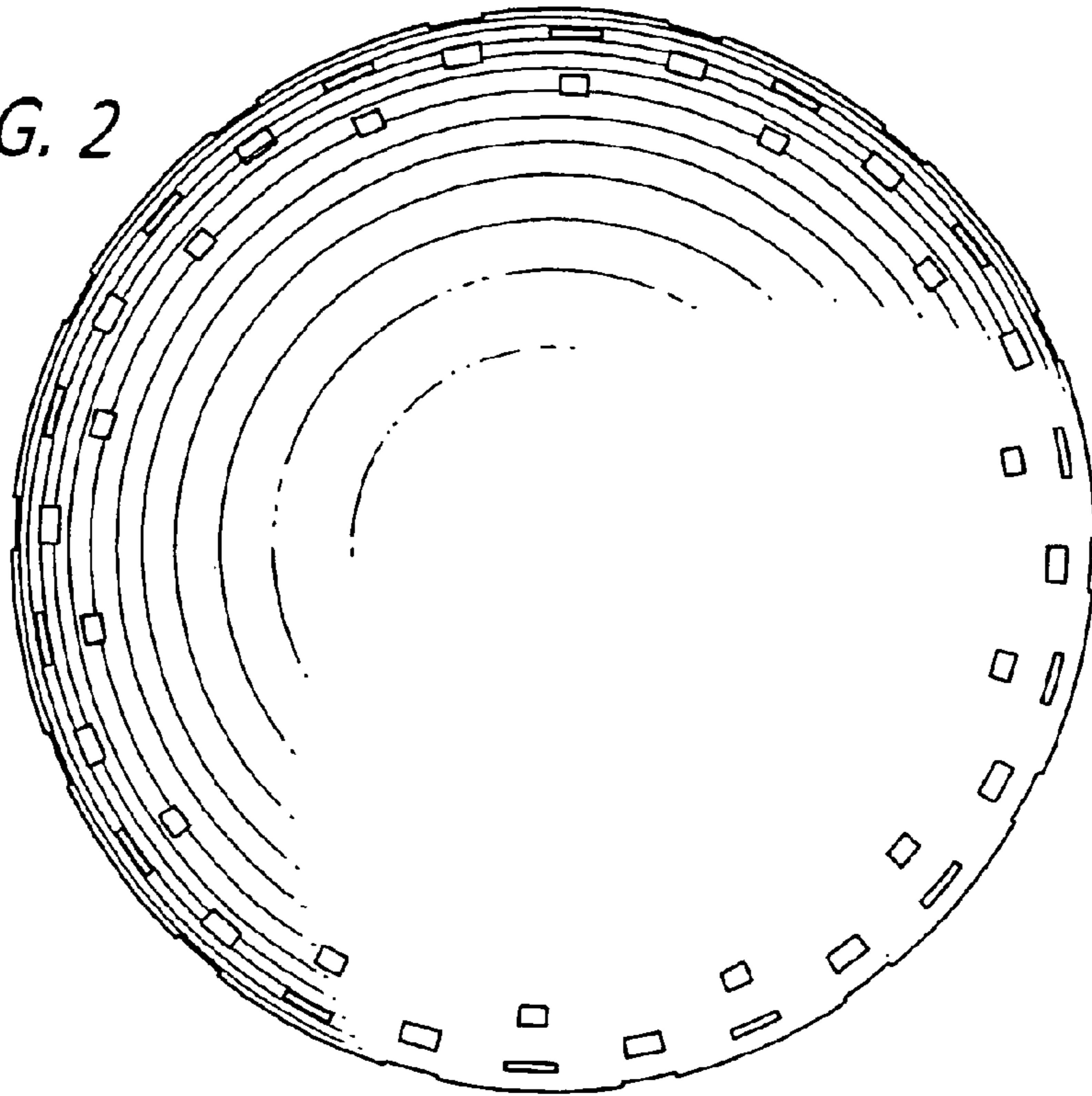


FIG. 3

