



US00D488348S

(12) **United States Design Patent** (10) **Patent No.:** **US D488,348 S**  
**Liu** (45) **Date of Patent:** **\*\* Apr. 13, 2004**

(54) **DRINKING VESSEL WITH FLUTED SHAPE**

(75) Inventor: **Ching Liu**, Lake Oswego, OR (US)

(73) Assignee: **Pacific Cornetta, Inc.**, Wilsonville, OR (US)

(\*\*) Term: **14 Years**

(21) Appl. No.: **29/183,633**

(22) Filed: **Jun. 13, 2003**

(51) **LOC (7) Cl.** ..... **07-01**

(52) **U.S. Cl.** ..... **D7/523; D7/509; D7/510**

(58) **Field of Search** ..... **D7/507, 510, 509, D7/511, 523, 532, 500, 396.6; 220/675, 592.47, DIG. 1, 703, 572.16; 229/403, 400; 206/520; 99/279; D11/140**

(56) **References Cited**

**U.S. PATENT DOCUMENTS**

D120,587 S	*	5/1940	Hinkins	.....	D9/500
D273,651 S	*	5/1984	Emrick	.....	D7/523
4,602,557 A	*	7/1986	Yip	.....	99/279
D457,389 S	*	5/2002	Snell	.....	D7/396.6
D466,371 S	*	12/2002	Parker	.....	D7/510
D472,101 S	*	3/2003	Janky	.....	D7/532
D472,427 S	*	4/2003	Dretzka	.....	D7/523

\* cited by examiner

*Primary Examiner*—M. N. Pandozzi

(74) *Attorney, Agent, or Firm*—Steven J. Adamson

(57) **CLAIM**

I claim the ornamental design for a drinking vessel, substantially as shown and described.

**DESCRIPTION**

FIG. 1 is a perspective view of a drinking vessel with fluted shape in accordance with the present invention;

FIG. 2 is a front elevation view thereof, the back elevation view is identical;

FIG. 3 is a top plan thereof;

FIG. 4 is a bottom plan view thereof;

FIG. 5 is a perspective view of an alternative embodiment of a drinking vessel with fluted shape in accordance with the present invention, the front elevation view and back elevation view of the alternative embodiment are identical to FIG. 2; and,

FIG. 6 is a top plan view of the alternative embodiment, the bottom plan view of the alternative embodiment is identical to FIG. 4.

While the invention has been described in connection with specific embodiments thereof, it will be understood that this patent document is intended to cover any variations or adaptations of the invention that fall within the scope of the appended claim.

**1 Claim, 2 Drawing Sheets**

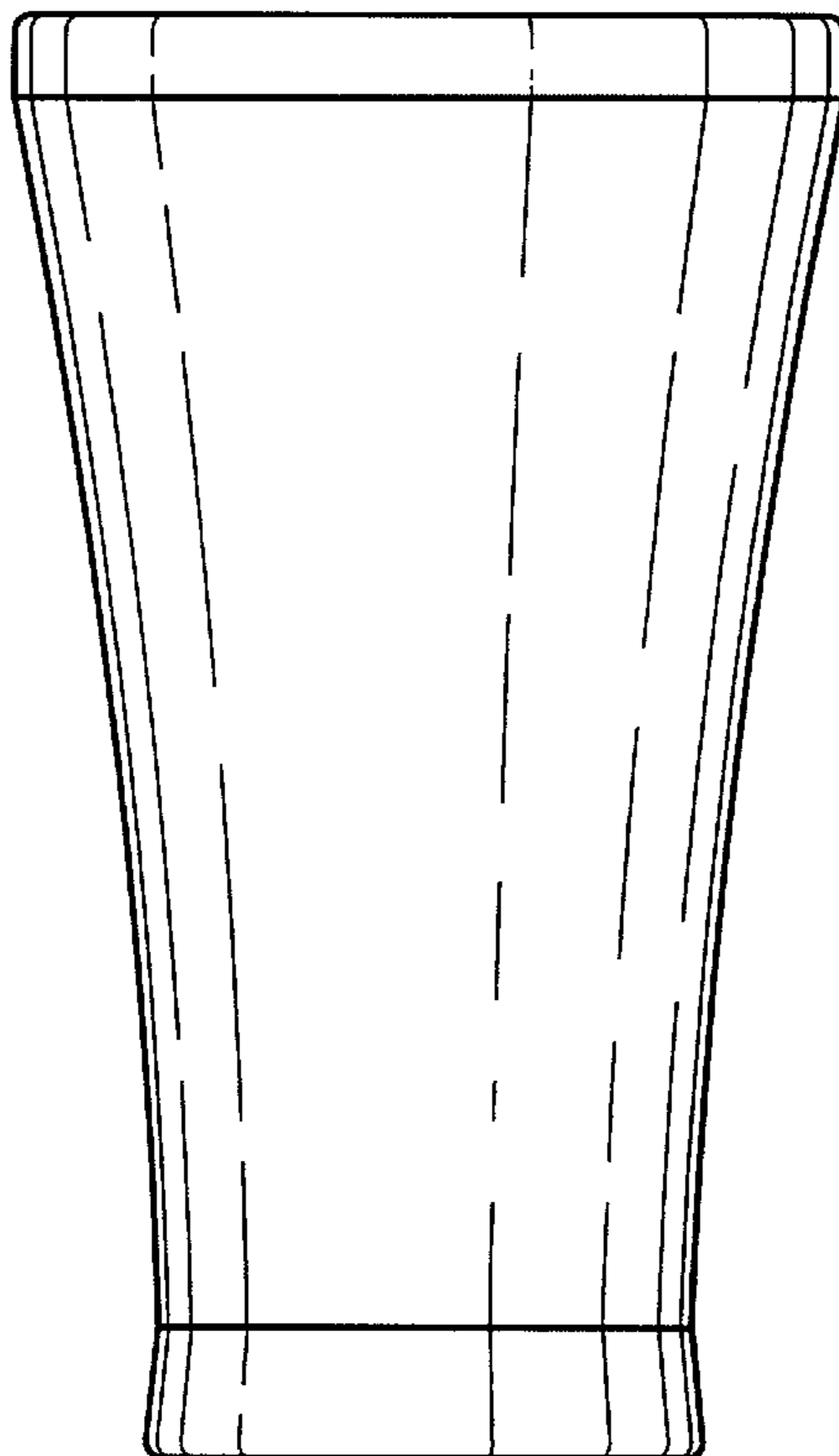


Fig. 1




Fig. 2

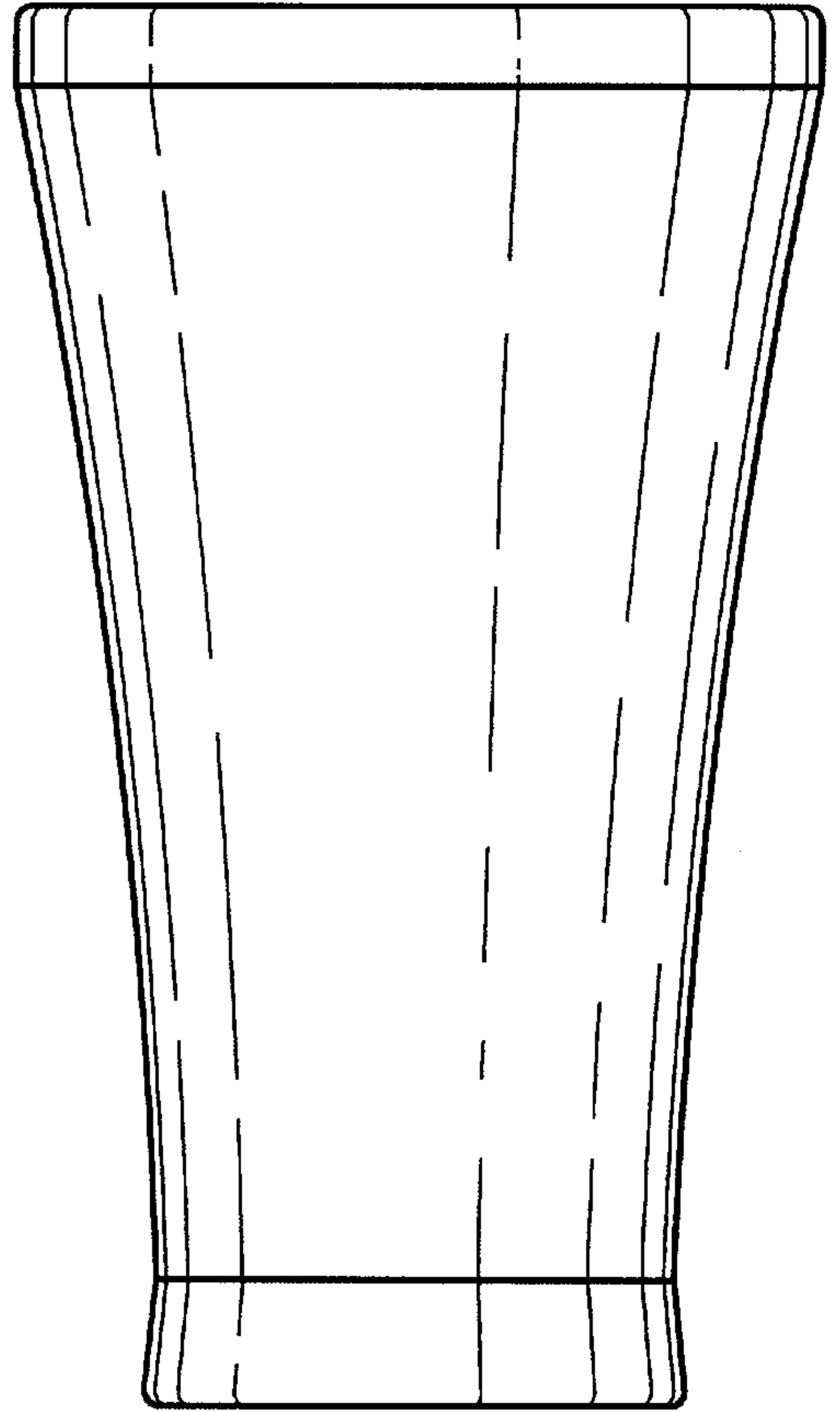


Fig. 3

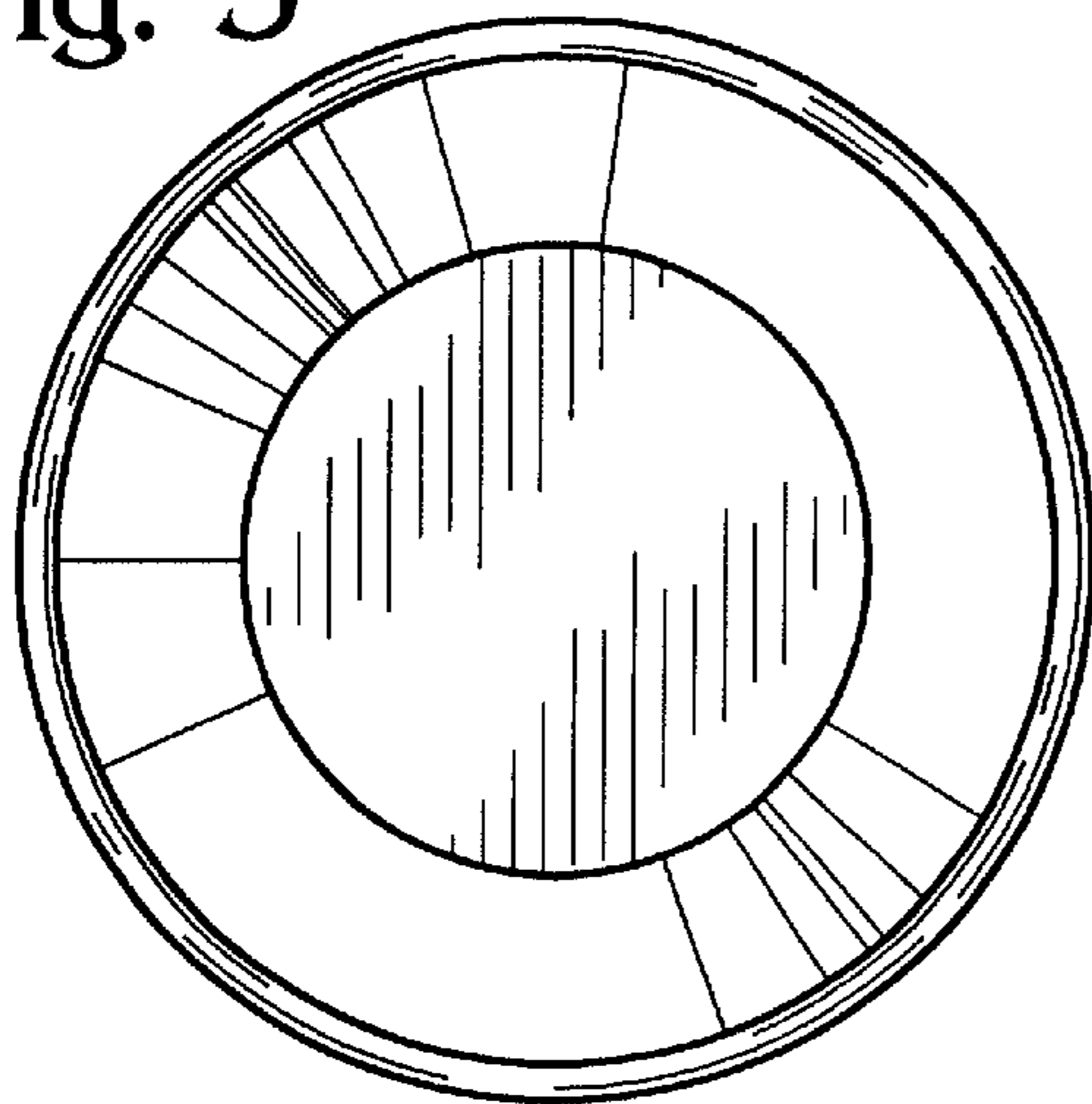


Fig. 4

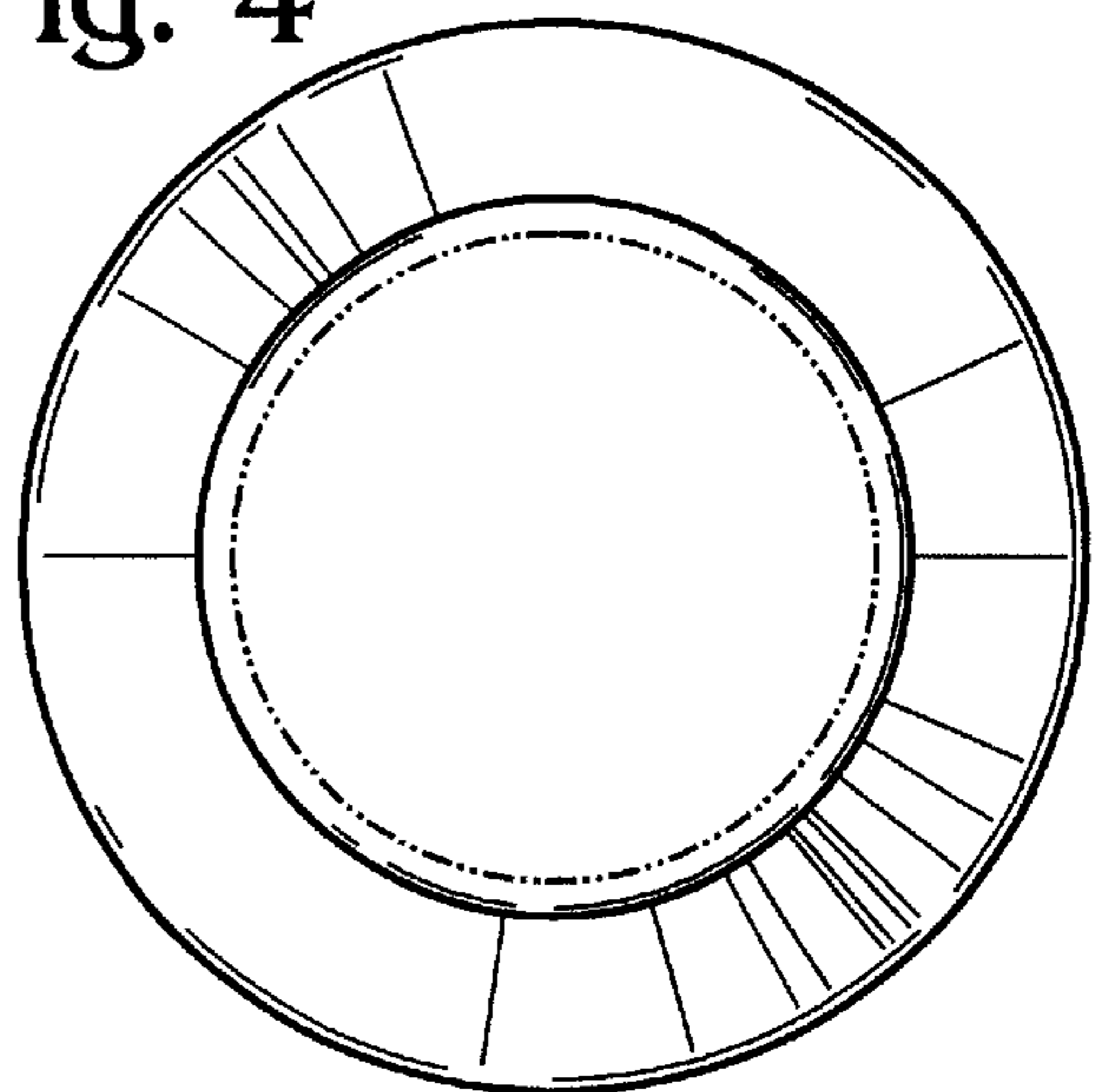


Fig. 5




Fig. 6

