



US00D488346S

(12) **United States Design Patent**  
**Gillham**

(10) **Patent No.:** **US D488,346 S**

(45) **Date of Patent:** **\*\* Apr. 13, 2004**

(54) **DECORATIVE BOW FOR FOOD SERVER**

(76) Inventor: **Roland J. Gillham**, 4152 Brynwood Rd., Colfax, NC (US) 27235

(\*\*) Term: **14 Years**

(21) Appl. No.: **29/182,382**

(22) Filed: **May 23, 2003**

(51) **LOC (7) Cl.** ..... **07-99**

(52) **U.S. Cl.** ..... **D7/396.1; D7/387**

(58) **Field of Search** ..... D7/387, 396.1, D7/396.2, 396.4, 213, 388, 675; D9/334; D20/42; 220/704; 135/98; 24/3.1; 40/631, 324; 428/5; 229/116.1; D3/1, 2

(56) **References Cited**

**U.S. PATENT DOCUMENTS**

D22,194 S	*	2/1893	Crowell	.....	D7/396.1
D36,603 S	*	10/1903	Miller	.....	D7/396.1
D36,655 S	*	12/1903	Weber	.....	D7/387
D36,859 S	*	3/1904	Leavenworth	.....	D7/396.1
D36,971 S	*	6/1904	Berry	.....	D7/396.1
D72,881 S	*	6/1927	Beck	.....	D7/396.1
D72,882 S	*	6/1927	Beck	.....	D7/396.1
D80,811 S	*	3/1930	Schleicher	.....	D9/334
D130,768 S	*	9/1941	McIntosh	.....	D9/334
D144,797 S	*	5/1946	Moss	.....	D7/396.1

D152,489 S	*	1/1949	O'Brien	.....	D7/213
D159,205 S	*	7/1950	Heftler-Louiche	.....	D9/334
D160,156 S	*	9/1950	Foster	.....	D9/334
2,658,297 A	*	11/1953	Woolsey	.....	40/324
D330,832 S	*	11/1992	Goodman	.....	D7/675
D374,398 S	*	10/1996	Larson	.....	D9/334
D394,585 S	*	5/1998	Karp	.....	D7/396.4
D457,388 S	*	5/2002	Milroy	.....	D7/396.2
D458,799 S	*	6/2002	Andujar	.....	D7/388
D459,151 S	*	6/2002	Skapyak	.....	D7/396.2
D463,211 S	*	9/2002	Norris et al.	.....	D7/396.2

\* cited by examiner

*Primary Examiner*—M. N. Pandozzi

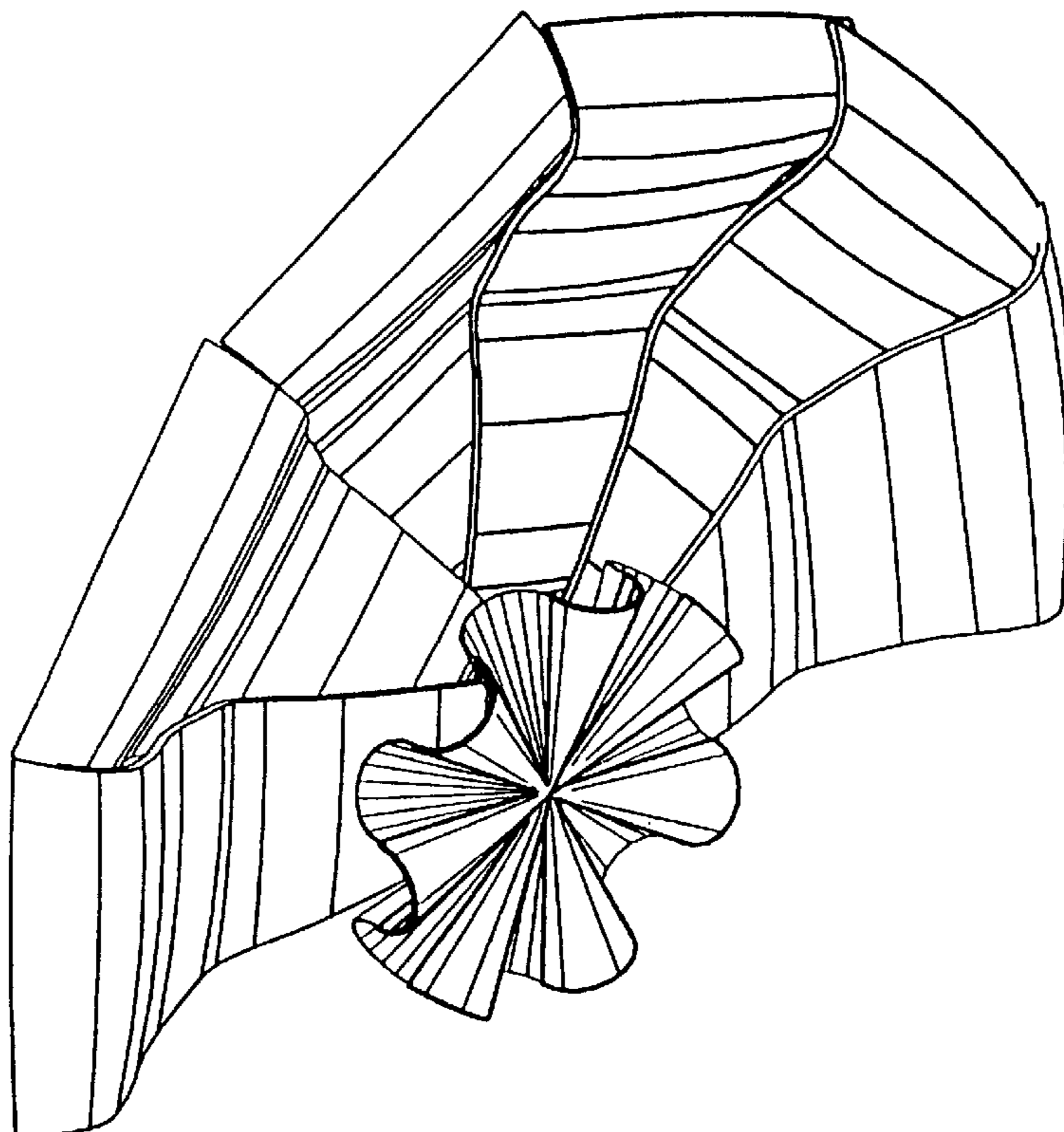
(57) **CLAIM**

The ornamental design for a decorative bow for food server, as shown and described.

**DESCRIPTION**

FIG. 1 is a decorative bow for a food server embodying my design;  
FIG. 2 is a front elevational view thereof;  
FIG. 3 is a top plan view thereof;  
FIG. 4 is a bottom plan view thereof;  
FIG. 5 is a right-side elevational view thereof, the left-side being a mirror image thereof; and,  
FIG. 6 is a rear elevational view thereof.

**1 Claim, 3 Drawing Sheets**






FIG. 1

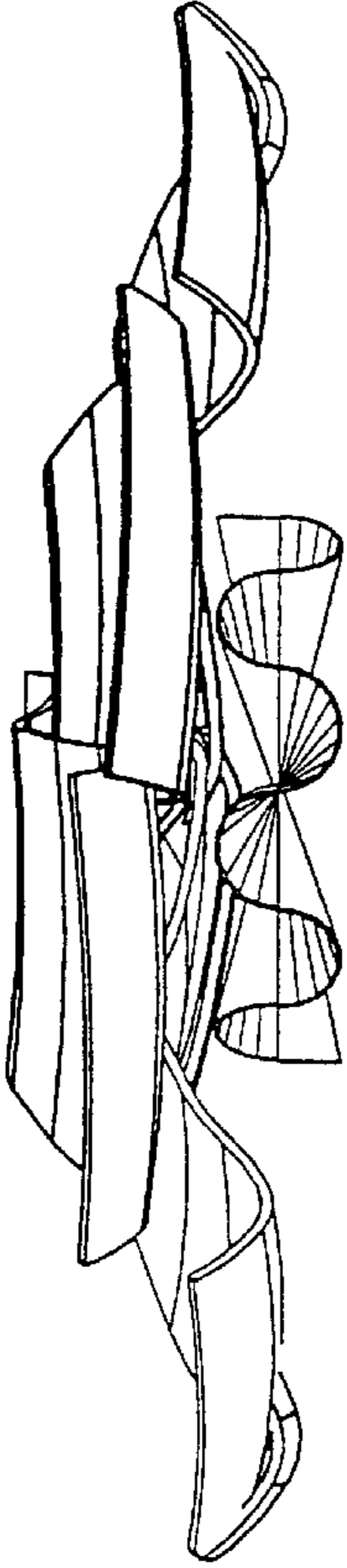


FIG. 3




FIG. 5

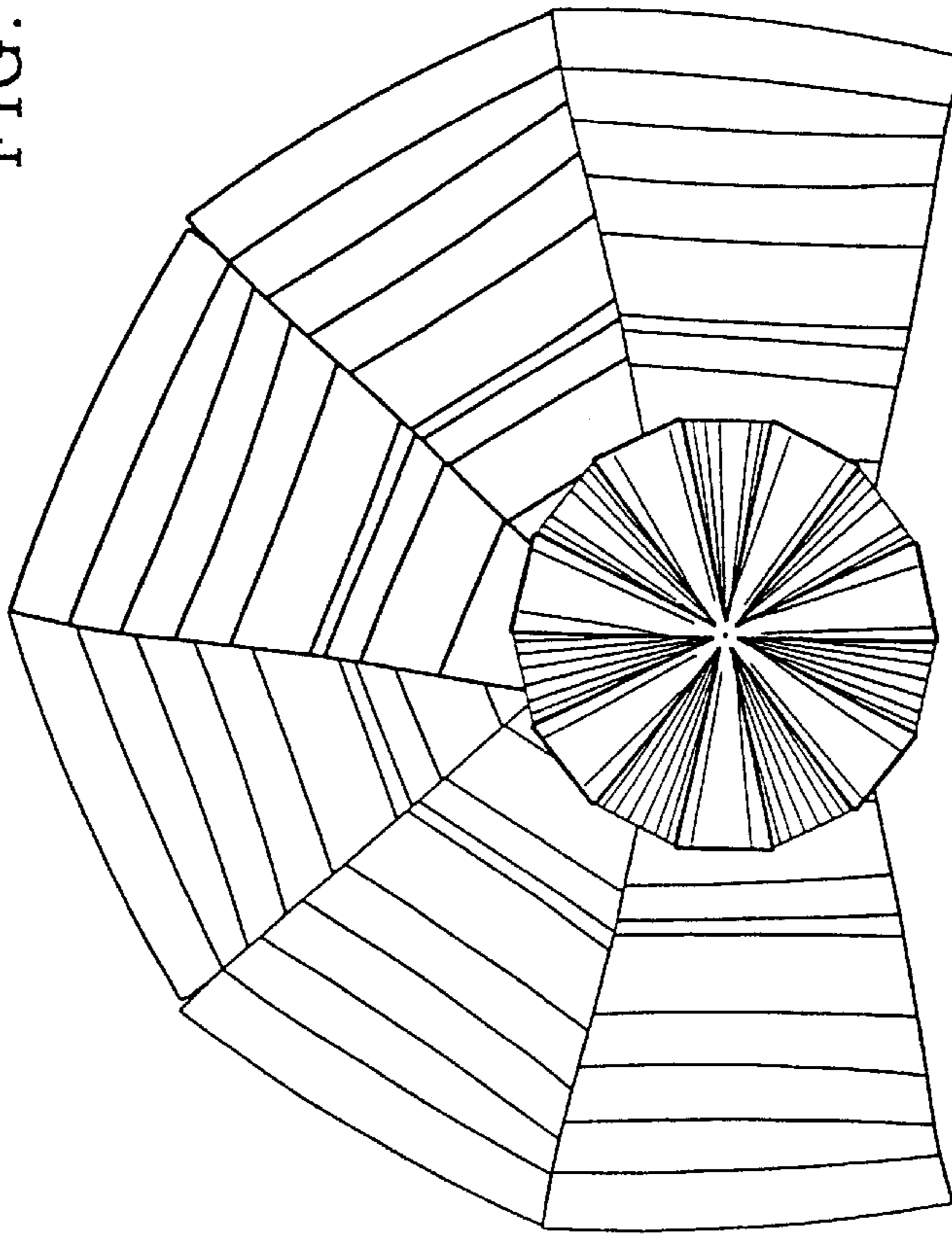


FIG. 2

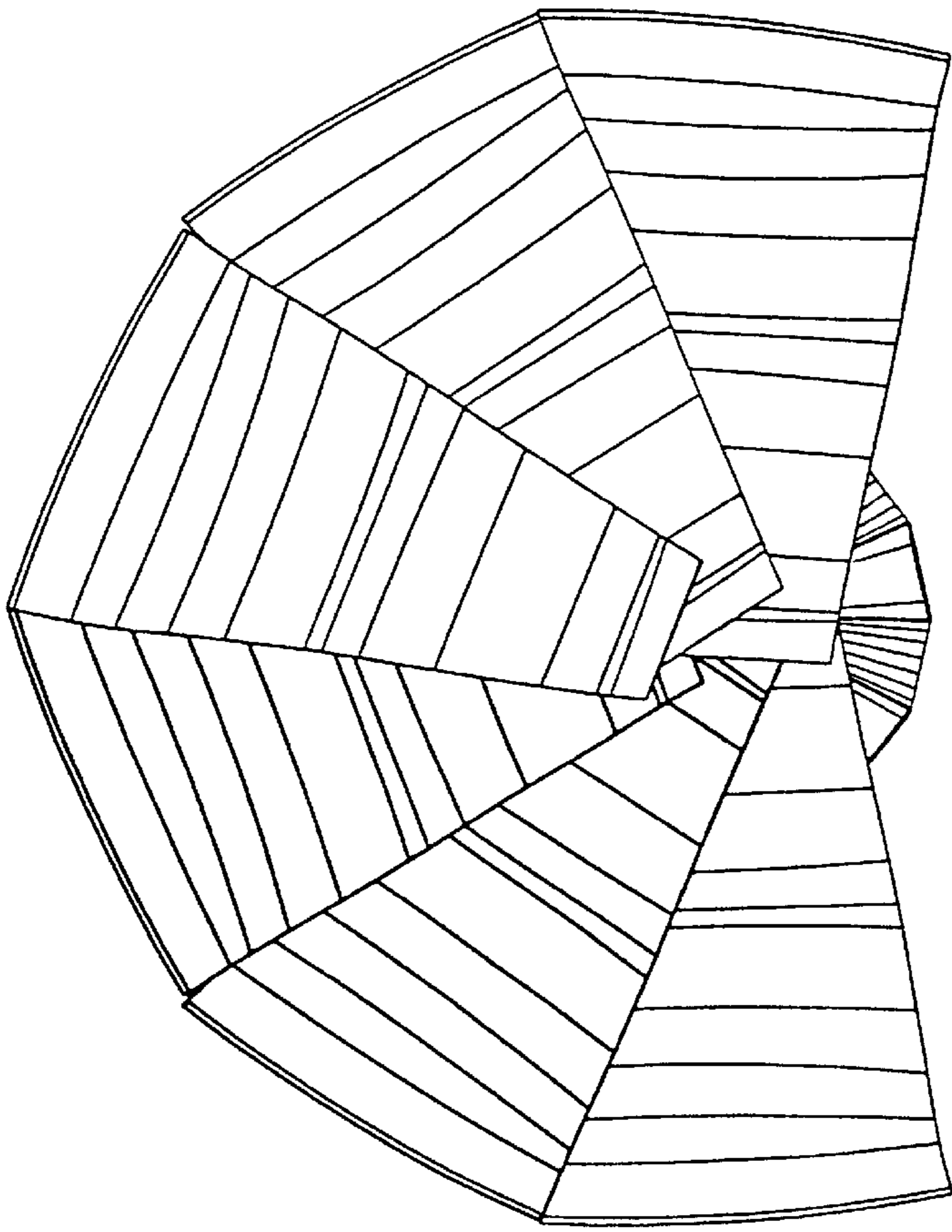


FIG. 6

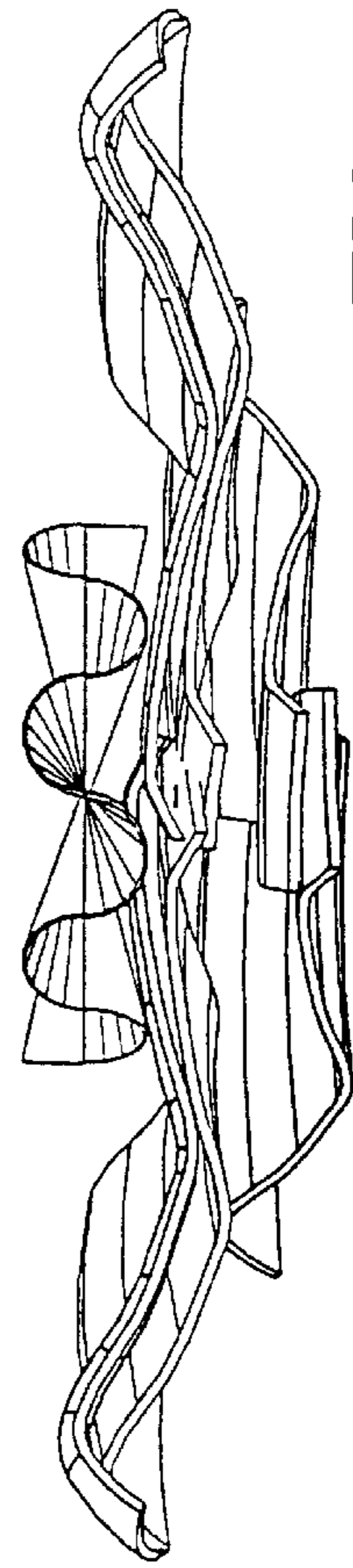


FIG. 4