



US00D488334S

(12) **United States Design Patent**  
**Post et al.**

(10) **Patent No.:** **US D488,334 S**  
(45) **Date of Patent:** **\*\* Apr. 13, 2004**

- (54) **FRAME AND RUNNER ELEMENTS**
- (75) Inventors: **R. Neal Post**, Springfield, IL (US);  
**Christopher Hardy**, Springfield, IL (US)
- (73) Assignee: **Design Ideas, Ltd.**, Springfield, IL (US)
- (\*\*) Term: **14 Years**

- D365,227 S 12/1995 Chambers et al.
- D366,744 S 1/1996 Bailey
- 5,685,442 A 11/1997 Yoshino et al.
- 5,810,179 A 9/1998 Kleiman
- D411,045 S 6/1999 Morandi
- D418,998 S 1/2000 Glassenberg
- 6,073,786 A \* 6/2000 McCorkle, Jr. .... 211/187
- D436,239 S 1/2001 Walsh
- D450,481 S 11/2001 Post
- D460,848 S 7/2002 Tzeng
- D474,870 S \* 5/2003 Post et al. .... D34/12

- (21) Appl. No.: **29/180,699**
- (22) Filed: **Apr. 29, 2003**

**Related U.S. Application Data**

- (62) Division of application No. 29/174,145, filed on Jan. 10, 2003, now Pat. No. Des. 474,870.
- (51) **LOC (7) Cl.** ..... **06-06**
- (52) **U.S. Cl.** ..... **D6/509; D6/465**
- (58) **Field of Search** ..... D6/409, 410, 411, D6/415, 454-458, 462, 464, 465, 467, 468, 469, 473, 479, 509-511; 108/103, 105, 139, 193; 211/13.1, 85.4, 49.1, 85.31, 126.9, 133.2, 133.5, 181.1, 182, 183; 312/334.23

(56) **References Cited**

**U.S. PATENT DOCUMENTS**

- D207,308 S 4/1967 Bell
- 3,610,429 A 10/1971 MacKay
- D233,380 S \* 10/1974 Hyman ..... D6/458
- 3,868,123 A 2/1975 Berg et al.
- 4,004,819 A \* 1/1977 Brongo ..... 211/181.1 X
- 4,288,130 A \* 9/1981 Baldwin ..... 211/182 X
- 4,509,805 A 4/1985 Welsh et al.
- 4,588,096 A \* 5/1986 Story et al. .... 211/189 X
- D303,444 S 9/1989 Yoshikawa
- 4,984,694 A \* 1/1991 Magnusson ..... 211/186
- D329,765 S 9/1992 Ackley et al.
- 5,251,973 A \* 10/1993 Hazan ..... 312/257.1
- 5,263,595 A 11/1993 Hilstolsky
- D353,500 S \* 12/1994 Remmers ..... D6/510
- 5,407,084 A \* 4/1995 Remmers ..... 211/183
- 5,408,939 A \* 4/1995 Lechman ..... 108/107

**FOREIGN PATENT DOCUMENTS**

TW 086202707 2/1997

**OTHER PUBLICATIONS**

The Container Store, The Ultimate Planning Guide, revised Nov. 2001.  
 1995 Design Ideas Catalogue, pp. cover page, 24, 26 and 29.  
 1997 Design Ideas Holiday Catalogue, pp. cover page, 62 and 63.  
 1998 Design Ideas Catalogue, pp. cover page, 61 and 65.

\* cited by examiner

*Primary Examiner*—Cathron C. Brooks

(74) *Attorney, Agent, or Firm*—SAIDMAN DesignLaw Group

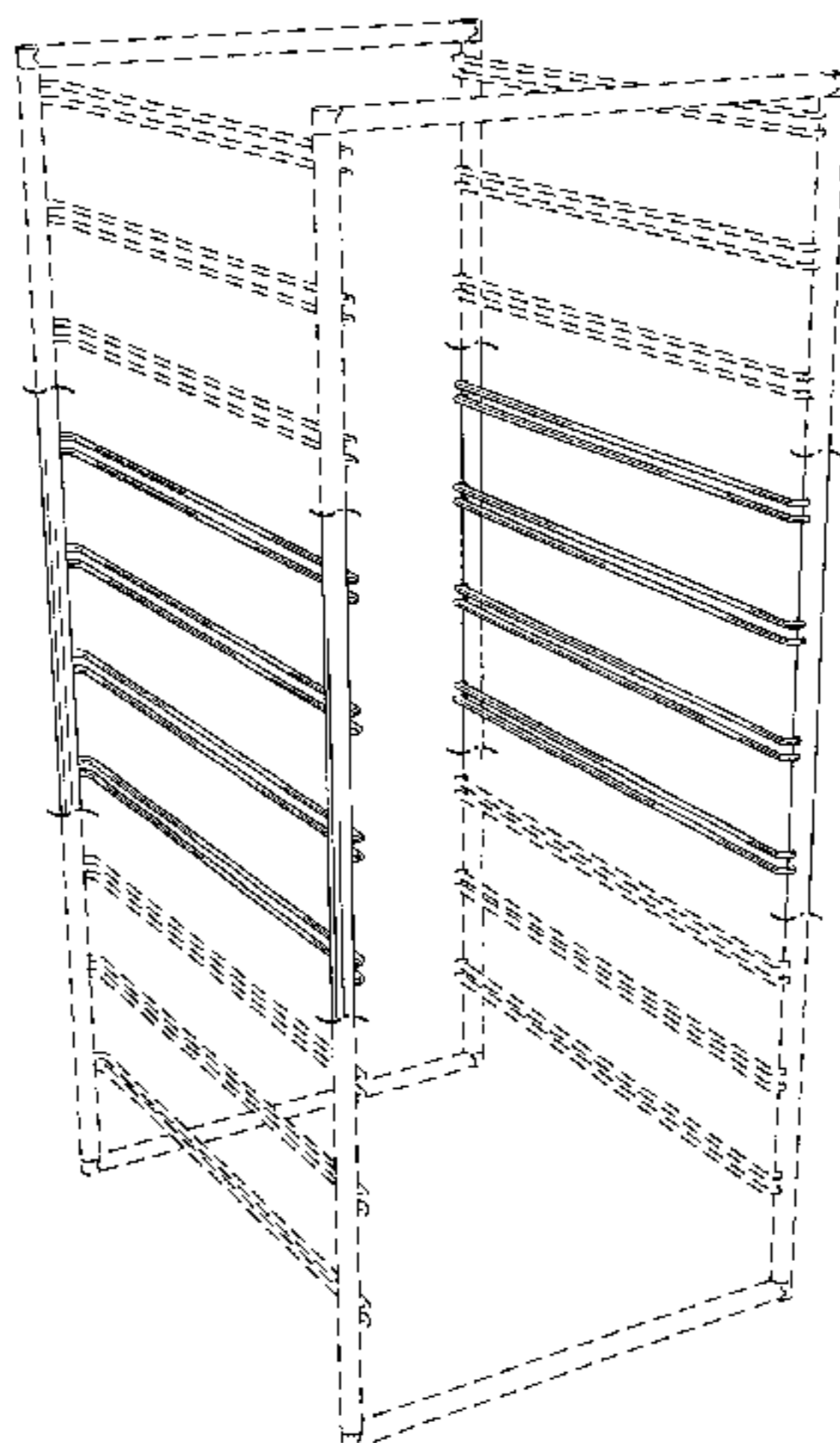
(57) **CLAIM**

The ornamental design for a frame and runner elements, as shown and described.

**DESCRIPTION**

FIG. 1 is a perspective view of a frame and runner elements showing our new design;  
 FIG. 2 is a right side view thereof, the left side view being identical thereto;  
 FIG. 3 is a front view thereof, the rear view being identical; and,  
 FIG. 4 is a top view thereof, the bottom view being identical.  
 The straight broken lines in the drawings form no part of the claimed design. The curved broken lines in the drawings form no part of the claimed design.

**1 Claim, 4 Drawing Sheets**



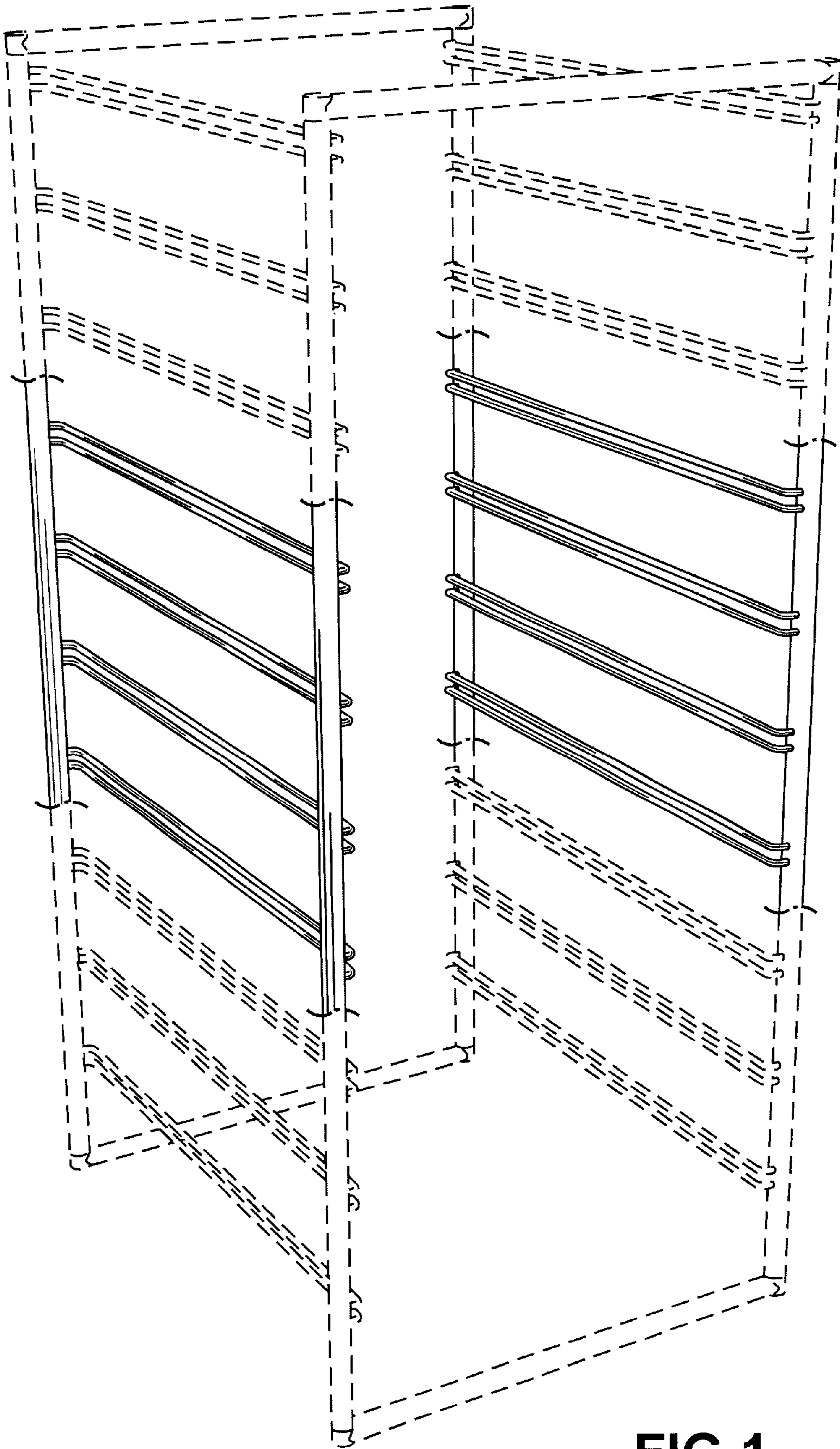


FIG. 1

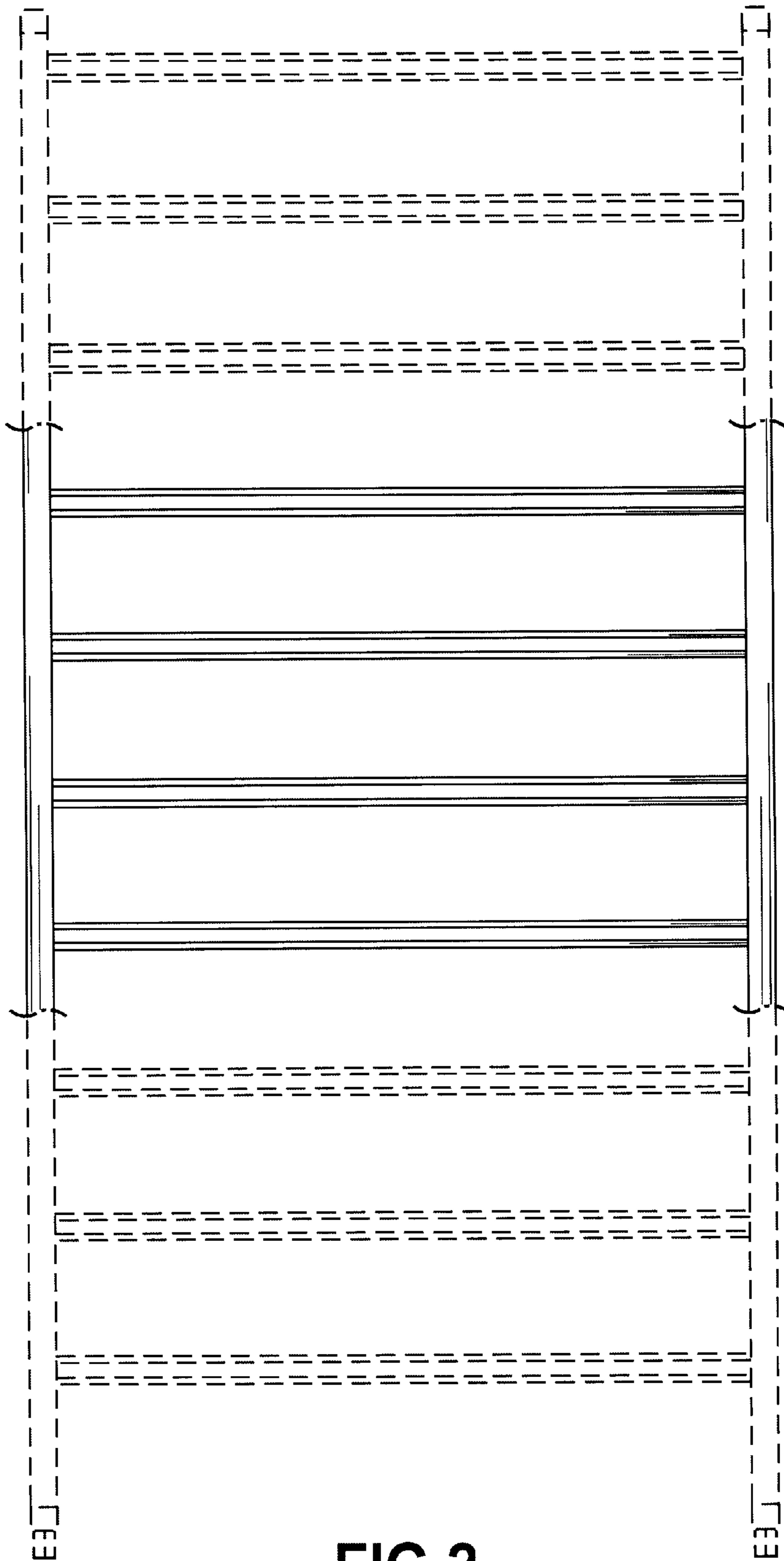


FIG. 2

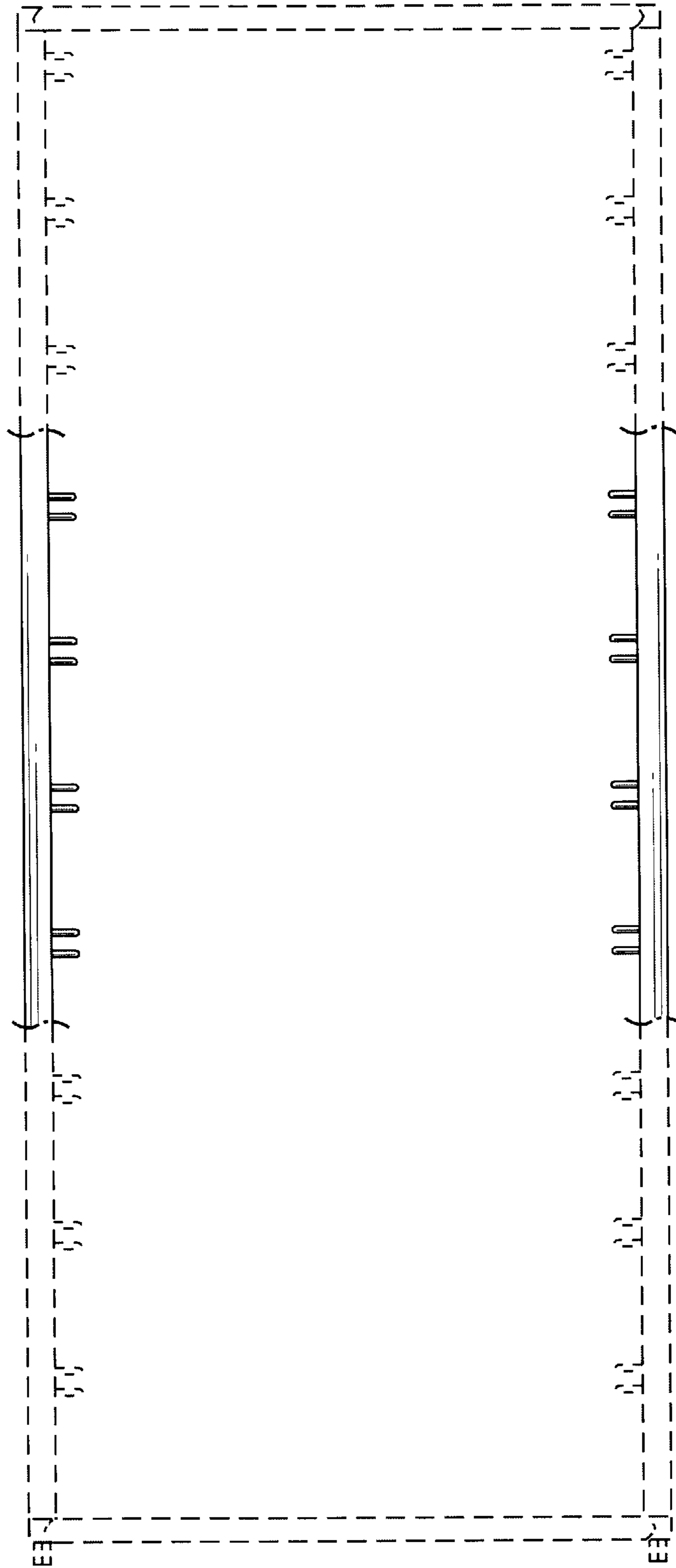



FIG.3



**FIG.4**