



US00D488330S

(12) **United States Design Patent**
Que

(10) **Patent No.:** **US D488,330 S**

(45) **Date of Patent:** **** Apr. 13, 2004**

(54) **CONCRETE TABLE HAVING A METAL FACE**

(76) **Inventor:** **Pamela M. Que**, 15460 Dixie Hwy., Holly, MI (US) 48442

(**) **Term:** **14 Years**

(21) **Appl. No.:** **29/168,556**

(22) **Filed:** **Oct. 3, 2002**

(51) **LOC (7) Cl.** **06-03**

(52) **U.S. Cl.** **D6/481; D6/483**

(58) **Field of Search** D6/480-489, 495; 108/153.1, 155, 156, 157.1, 161, 150; 312/140.1, 140.2

(56) **References Cited**

U.S. PATENT DOCUMENTS

D48,320 S	*	12/1915	Hodge	D6/483
2,659,422 A		11/1953	Holland		
3,572,824 A		3/1971	Schupbach et al.	297/157
3,748,012 A		7/1973	Abelman	297/440
3,756,657 A		9/1973	Johnson	297/440
D250,313 S		11/1978	Miller	D6/177
4,289,724 A		9/1981	Baynard	264/225
D300,468 S		3/1989	Ochs	D25/1
5,330,247 A		7/1994	Fricke	297/157

D352,407 S		11/1994	Rizzi	D6/482
5,634,410 A		6/1997	Wheeler	108/150
D383,017 S		9/1997	Kelly et al.	D6/482
D396,582 S	*	8/1998	Ilitch et al.	D6/481
D430,763 S		9/2000	Scheffer	D6/509
D449,750 S	*	10/2001	Antonioni	D6/481

* cited by examiner

Primary Examiner—Janice E. Seeger

(74) *Attorney, Agent, or Firm*—Young & Basile, P.C.

(57) **CLAIM**

The ornamental design for a concrete table having a metal face, as shown and described.

DESCRIPTION

FIG. 1 is a perspective view showing my new design of a concrete table having a metal face;
FIG. 2 is a front elevational view thereof;
FIG. 3 is a top elevational view thereof;
FIG. 4 is a rear elevational view thereof;
FIG. 5 is a bottom elevational view thereof; and,
FIG. 6 is a left side elevational view thereof which is the mirror image of the right side of the concrete table.
The broken lines are for environmental purposes only and form no part of the claimed design.

1 Claim, 3 Drawing Sheets







FIG - 1

FIG - 2



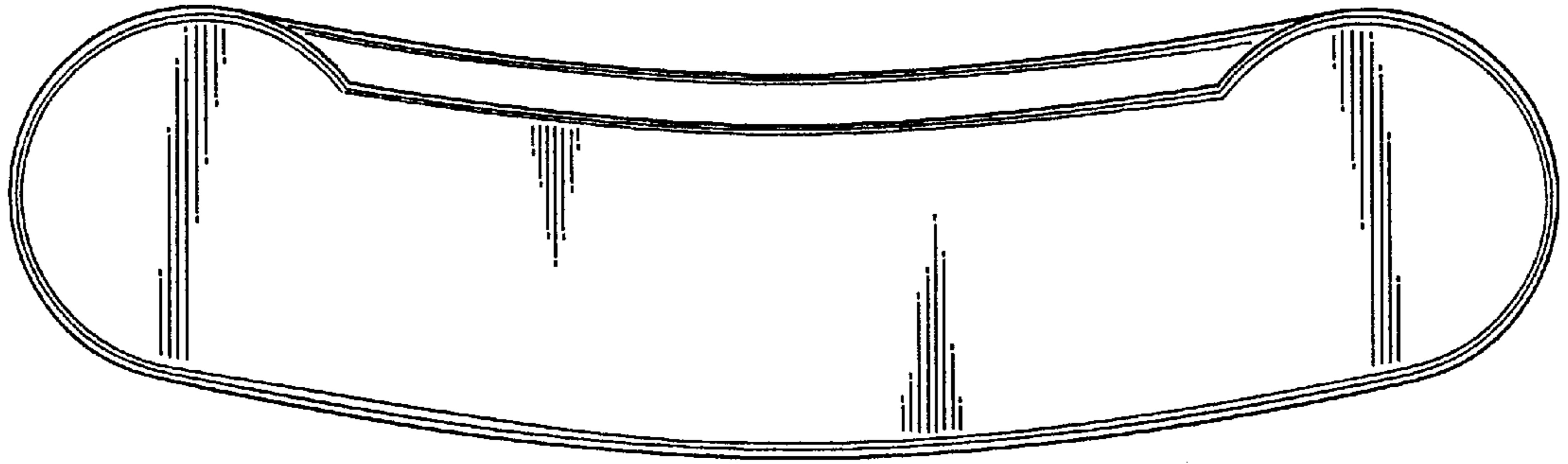
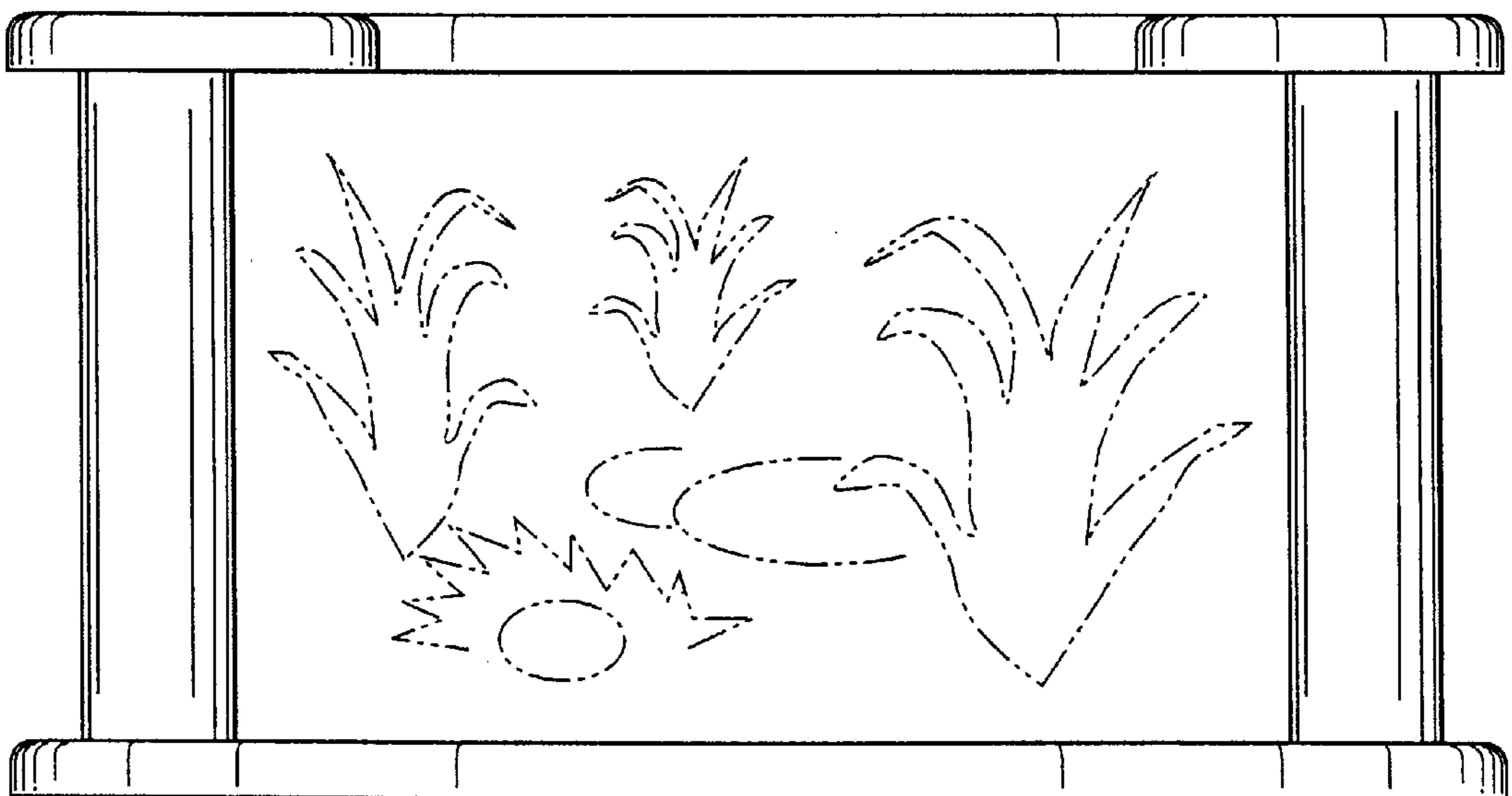


FIG - 3

FIG - 4



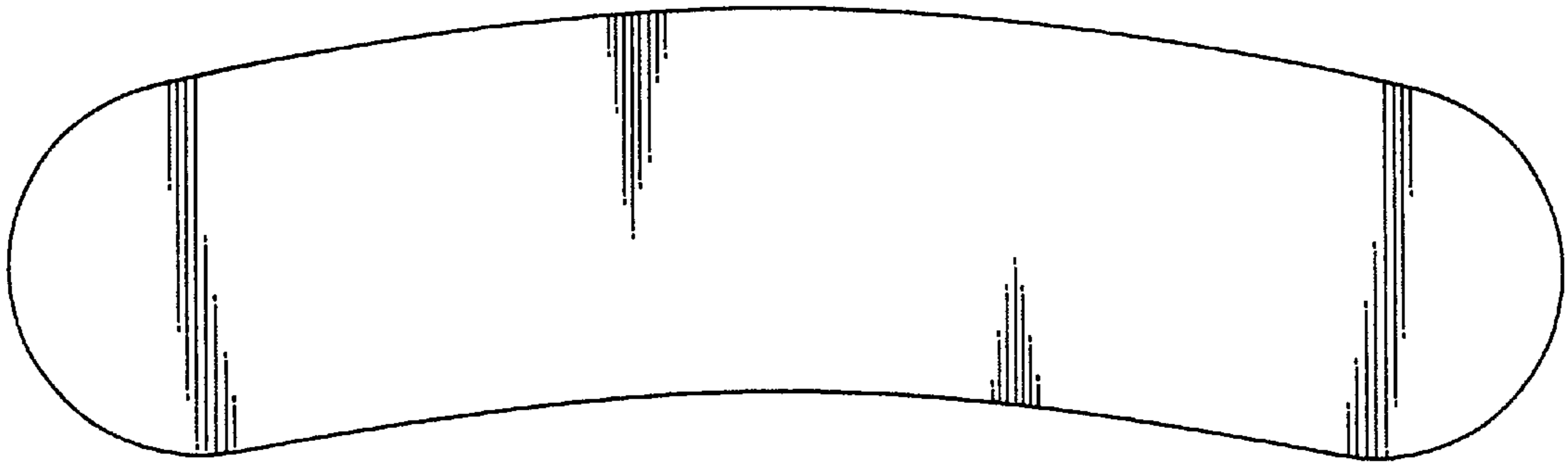


FIG - 5

FIG - 6

