



US00D488329S

(12) **United States Design Patent**
Walker

(10) **Patent No.:** **US D488,329 S**

(45) **Date of Patent:** **** Apr. 13, 2004**

(54) **CABINET**

D461,972 S * 8/2002 Everett D6/448

(75) Inventor: **David Walker**, Chester, PA (US)

* cited by examiner

(73) Assignee: **Zenith Products Corp.**, New Castle, DE (US)

Primary Examiner—Cathron C. Brooks

(74) *Attorney, Agent, or Firm*—Edgar A. Zarins; Lloyd D. Doigan

(**) Term: **14 Years**

(57) **CLAIM**

(21) Appl. No.: **29/183,819**

The ornamental design for a cabinet, as shown and described.

(22) Filed: **Jun. 17, 2003**

(51) **LOC (7) Cl.** **06-04**

(52) **U.S. Cl.** **D6/448**

(58) **Field of Search** D6/432-448, 470;
312/237, 278, 279, 204, 205, 224

DESCRIPTION

FIG. 1 is a perspective view of a cabinet showing my new design;
FIG. 2 is a front elevational view thereof;
FIG. 3 is a left side view thereof, the opposite side being a mirror image of the side shown;
FIG. 4 is a top plan view thereof; and,
FIG. 5 is a bottom plan view thereof.

(56) **References Cited**

U.S. PATENT DOCUMENTS

D221,089 S * 7/1971 Bergman D6/448

D347,341 S * 5/1994 Handley et al. D6/481

1 Claim, 2 Drawing Sheets





Fig-1




Fig-2

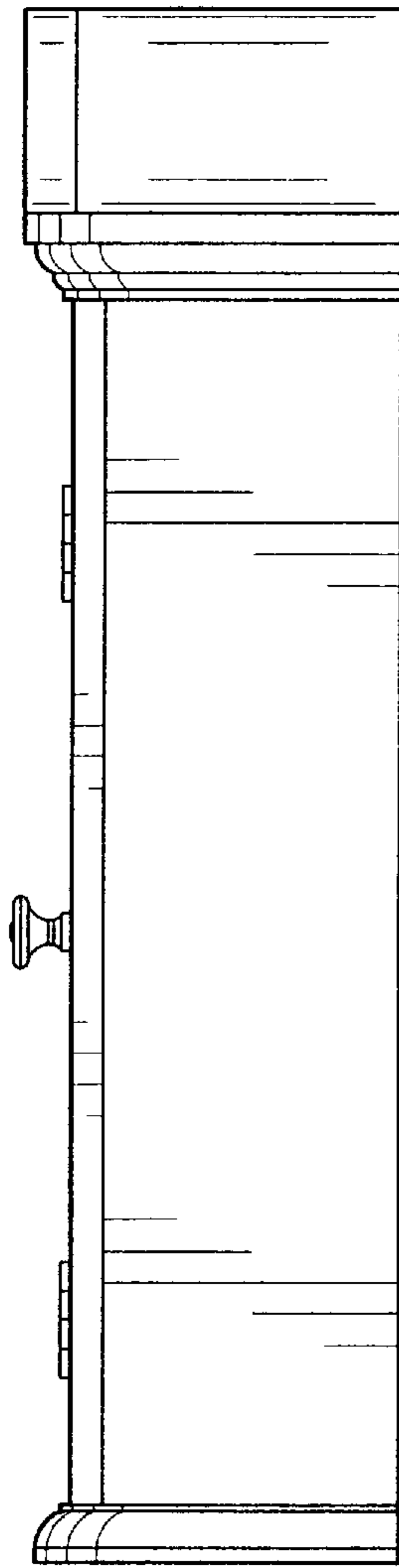


Fig-3

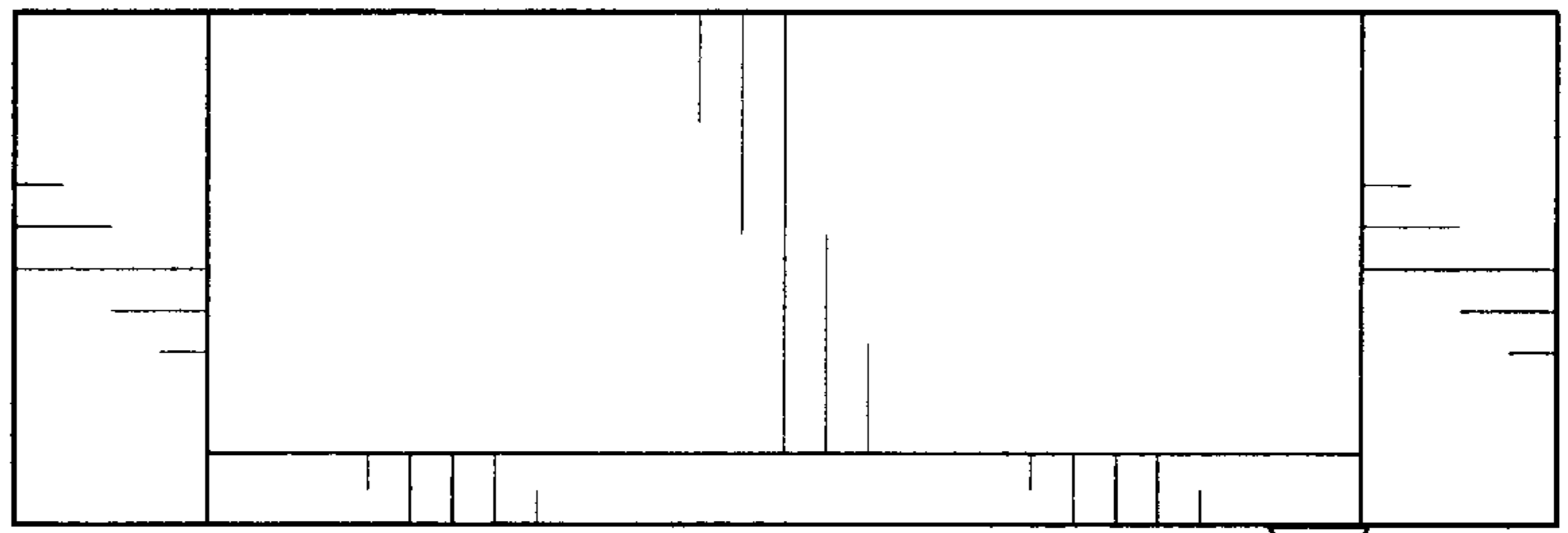


Fig-4




Fig-5